

THE SEPARATE (MODEL) PRISON PORT ARTHUR

CONSERVATION PROJECT REPORT



for

The Port Arthur Historic Site Management Authority

by

Design 5 - Architects Pty Ltd
5 Queen Street, Chippendale, NSW 2008
Phone: (02) 9319 1855

FINAL REPORT
Issued June 2003

Cover Image: Photograph of B Wing circa. 1920 (PAHSMA Photograph Archive no. 1230)

Design 5 – Architects Pty Ltd ACN 090 066 194 ABN 22 090 066 194
5 Queen Street, Chippendale, NSW 2008
Tel (02) 9319 1855 Fax (02) 9319 0836
e-mail: design5@design5.com.au

Contents

EXECUTIVE SUMMARY

The brief
Cultural significance
Physical, Operational & Interpretive Issues

Section 1: Introduction

1.1	Background of the Project	1
1.2	Aims and Objectives	2
1.3	Process	2
1.4	Team	2
1.5	Acknowledgments	3
1.6	Documentary sources	3
1.7	Limitations	3
1.8	Study Area	3
1.9	General description of the place	7

Section 2: Historical and Physical Analysis

2.1	Summary History of the Separate (Model) Prison Site	9
2.1.1	The Origins of Separate and Silent Treatment and the influence of the Quakers	9
2.1.2	Setting the stage in Van Dieman's Land	13
2.1.3	Design and changing structure	14
2.1.4	Regulations and routine	15
2.1.5	The inmates	17
2.1.6	The Separate Prison since 1877	19
2.1.7	Debates about the effects and meaning of the Separate Prison	20
2.2	Evolution of the Separate Prison Complex	23
2.2.1	The Separate Prison 1846-1877	23
2.2.2	The Separate Prison since closure in 1877	37
2.3	Comparison with other prisons	41
2.3.1	Australian Prison Design	41
2.3.2	Separate Prisons in Australia and Elsewhere	42
2.3.3	The Australian Gaols	45
2.3.4	Conclusion	47
2.4	Archaeological Survey	49
2.4.1	Table of areas	50
2.4.2	Archaeological sensitivity plan	51
2.5	Physical Survey	53
2.5.1	Main entrance and Reception Yard	54
2.5.2	A Wing	56
2.5.3	Yard A/B	61
2.5.4	B Wing	63
2.5.5	Yard B/C	66
2.5.6	C Wing and the Dumb Cells	68
2.5.7	C Wing extension	71
2.5.8	Yard C/D	75
2.5.9	Chapel and Main Hall	78
2.6	Context and setting	81

Section 3:	Assessment of cultural significance	89
3.1	Basis of Assessment of Cultural Significance	89
	3.1.1 Statutory Framework for Assessing Significance	89
3.2	Values	90
	3.2.1 Aboriginal Values	90
	3.2.2 Aesthetic Values	90
	3.2.3 Historical values	95
	3.2.4 Scientific Values	99
	3.2.5 Social/Spiritual Values	102
3.3	Zones of Integrity	110
Section 4:	Statement of cultural significance	113
Section 5:	Issues and Opportunities	115
5.1	Cultural Significance	115
	5.1.1 Generally	115
	5.1.2 Grading of Integrity	116
	5.1.3 Reversibility	117
	5.1.4 Restoration	117
	5.1.5 Reconstruction	117
5.2	Condition Report/Fabric Survey	118
	5.2.1 Issues or aspects of condition	119
	5.2.2 Summary of overall condition	120
	5.2.3 Analysis of masonry decay	120
	5.2.4 Environmental factors	122
5.3	Conservation work	123
	5.3.1 Previous reports and recommendations	123
	5.3.2 General review of conservation works to date	124
	5.3.3 Future Conservation of fabric	125
5.4	Visitors	129
	5.4.1 The Visitor experience	129
	5.4.2 Visitor management	130
	5.4.3 The affect of Visitors	131
	5.4.4 Control of visitors	131
5.5	Accessibility	132
	5.5.1 Levels of Accessibility	132
	5.5.2 Analysis of Accessibility of the Separate Prison: Physical access	133
	5.5.3 Recommendations for improvements to Physical Access	137
	5.5.4 Analysis of Accessibility of the Separate Prison: Communication of Information	137
	5.5.5 Recommendations for improvements to Communication of Information	138
5.6	Assessment of interpretive material	139
	5.6.1 Fabric generally	139
	5.6.2 External	139
	5.6.3 Internal	139
	5.6.4 Interpretation material	140
	5.6.5 Signage	141
5.7	Interpretation strategy	142
	5.7.1 Approach	142
	5.7.2 Theme 1 - 'Architecture and Regime' or 'Origin and Idea' or 'Making Machines of Men	142
	5.7.3 Theme 2 - 'Changing Attitudes towards Convictism'	143
	5.7.4 Interpretation	143

(Interpretation Strategy continued...../)

5.7.5	The Building	144
5.7.6	Ambience and Media	144
5.7.7	Process	146
5.8	The Separate Prison - specific components	147
5.8.1	Specific components - Main Entrance and Reception Yard	147
5.8.2	Specific components - A Wing	149
5.8.3	Specific components - Exercise Yards A/B	151
5.8.4	Specific components - B Wing	152
5.8.5	Specific components - Exercise Yards B/C	155
5.8.6	Specific components - C Wing and Dumb Cells	156
5.8.7	Specific components - C Wing Extension	157
5.8.8	Specific components - Exercise Yards C/D	159
5.8.9	Specific components - Chapel and Main Hall	161
5.8.10	Specific components - External features	164
5.8.11	Specific components - Reconstructions for Interpretation	165
5.8.12	Specific components - Surface finishes	166
5.9	Further investigations	166
5.9.1	Recommended Archaeological Investigations	166
5.9.2	Summary of archaeological research policies	168
5.10	Development of the site	172
5.11	Concept design	174
5.12	Provision of Services and Compliance with Statutory Standards	176
5.12.1	General Services - Requirements and Provisions	176
5.12.2	Security and Emergency services- Requirements and Provisions	177
5.12.3	Other Statutory Standards	177

Appendices

- A** Full chronology
- B** Copy of the plans for Pentonville Prison by J Jebb
- C** Copy of “The Rules and Regulations for the New Separate Prison at Port Arthur”
1852
- D** Bibliography
- E** List of sources from PAHSMA Archive
- F** Report on Social Significance Issues of the Separate Prison
(Context Pty Ltd - July 2001)
- G** Record of the Consultation Evening with Separate Prison Guides

Introduction

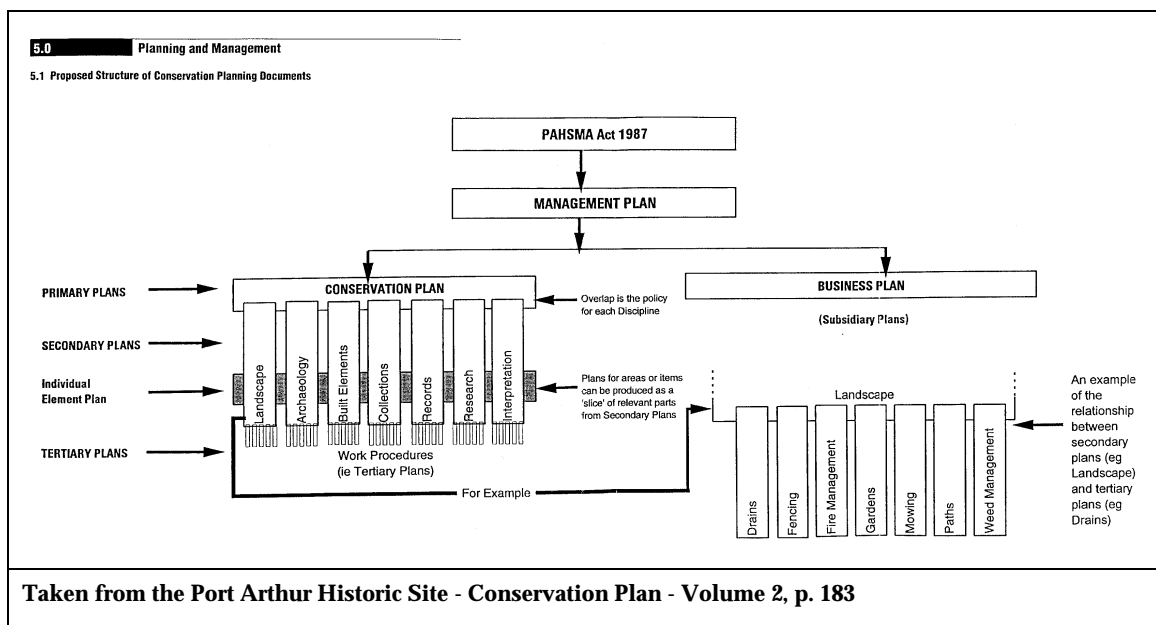
SECTION 1

1.1 BACKGROUND OF THE PROJECT

This report is part of a set of documents and reports being prepared for the whole Port Arthur Historic Site. It follows directly from the Conservation Plan for the whole site - Port Arthur Historic Site Conservation Plan - Volume 1 (Godden Mackay Context, March 2000) and its role within the PAHSMA planning structure is described in Volume 1 of the Conservation Plan. In Section 6 (Implementation) of the report, details are given for the implementation of the report.

Within the framework provided by the Conservation Plan are the 'Secondary Plans'. This Project Report is a Secondary Plan for a Built Element which is shown graphically in Section 5 of the Conservation Plan (a Primary Plan) under the auspices of the Port Arthur Historic Site Management Plan. This plan overlaps with the Conservation Plan in relation to general policies and includes specific policies for the conservation and interpretation of the Separate Prison as a discrete item at the Port Arthur Historic Site.

During the course of the review period for this study report, a preliminary archaeological investigation of the Prison Keepers Quarters was carried out. A summary of the findings of this investigation have been incorporated into this report.



1.2 AIMS AND OBJECTIVES

The Aim of this report is to provide a comprehensive assessment of the Separate Prison at the Port Arthur Historic Site on the Tasman Peninsula in Tasmania and to formulate policy directions for its conservation and interpretation as Stage 1 of the Conservation Project for the Separate (Model) Prison.

Specifically, the Objectives of the report are to:

- a) Undertake a comprehensive historical and physical analysis of the Separate Prison complex
- b) Establish the significance of the Separate Prison complex
- c) Identify and assess the physical, operational and interpretive issues pertaining to the Separate Prison complex
- d) Prepare general and specific policies for the conservation management of the Separate Prison complex

1.3 PROCESS

This report has been undertaken using the methodology and structure outlined in J. S. Kerr, *The Conservation Plan*, 5th edition, National Trust of Australia (NSW), 2000. This methodology is based on the principles and processes described in the Burra Charter 1999 and its accompanying 'Guidelines to the Burra Charter' (on Cultural Significance and Conservation Policy). The principles and methodology set out in these documents are combined with the assessment criteria for listing on the Register of the National Estate and the Tasmanian State Heritage Register

Throughout this report, the terms *place*, *cultural significance*, *fabric*, *conservation*, *maintenance*, *preservation*, *restoration*, *reconstruction*, *adaptation*, *use*, *compatible use*, *setting*, *related place*, *related object*, *associations*, *meanings*, and *interpretation*, are used as defined in the Burra Charter. It should be noted that, as a consequence of this, the meanings of these terms in this report may differ from their popular meanings.

1.4 TEAM

The report was produced by Design 5 – Architects who headed a multi-disciplinary team . who provided input in their relevant areas. There was much cooperation and interaction within the team with many members of the team providing valuable input and comment to other aspects of the project.

The Consultancy team is listed below:

Conservation practice	Design 5 - Architects
Fabric investigation	Design 5 - Architects
Archaeology	Godden Mackay Logan
History & Interpretation	Miranda Morris & Rodney Croome
Accessibility	Design 5 - Architects
Materials conservation	David Young
Social Significance	Context Pty Ltd

1.5 ACKNOWLEDGEMENTS

The valuable comments, input and guidance of the Steering Committee is gratefully acknowledged. The members of that committee are *(to be confirmed with Peter Romey)*:

Peter Romey Conservation Manager at Port Arthur and Director of this Project

PAHSMA Conservation Section:

Julia Clark
Ian Boersma
Greg Jackman

In addition to those who sit on the Steering Committee for this Project at Port Arthur, the team wish to thank the following people for their invaluable help and advice:

Sue Hood in the Resource Centre at Port Arthur

Maria Stacey, Manager of the Visitor Services Centre

1.6 DOCUMENTARY SOURCES

Much of the documentary evidence for the Separate Prison was gleaned from the Resources Centre at the Port Arthur Historic Site. Particularly useful were the Brand and Glover Papers and the selection of maps, plans and drawings. Reference is also made, and acknowledgment given to The Port Arthur Historic Site Conservation Plan of March 2000 produced by Godden Mackay Context. Other sources of information are listed in Appendix E and as footnotes to text where relevant.

1.7 LIMITATIONS

The initial proposal prepared by Design 5 Architects included provision for an assessment of the social significance of the Separate (Model) Prison as part of the conservation analysis stage of the project. Following negotiations with PAHSMA about the scope and budget for the project this was modified to an assessment base on material already available.

1.8 STUDY AREA

The study area comprises the Separate Prison complex at the Port Arthur Historic Site, including the external remnant structures and archaeological remains directly associated with the complex (exercise yards, entry yard, lunatics garden and shelters, Quigley's Cage, Keepers Quarters).

See Figures 1.8.1 and 1.8.2 at the end of this Section for location plans, and Figure 1.8.3. for a plan of the Study area which shows the various components.

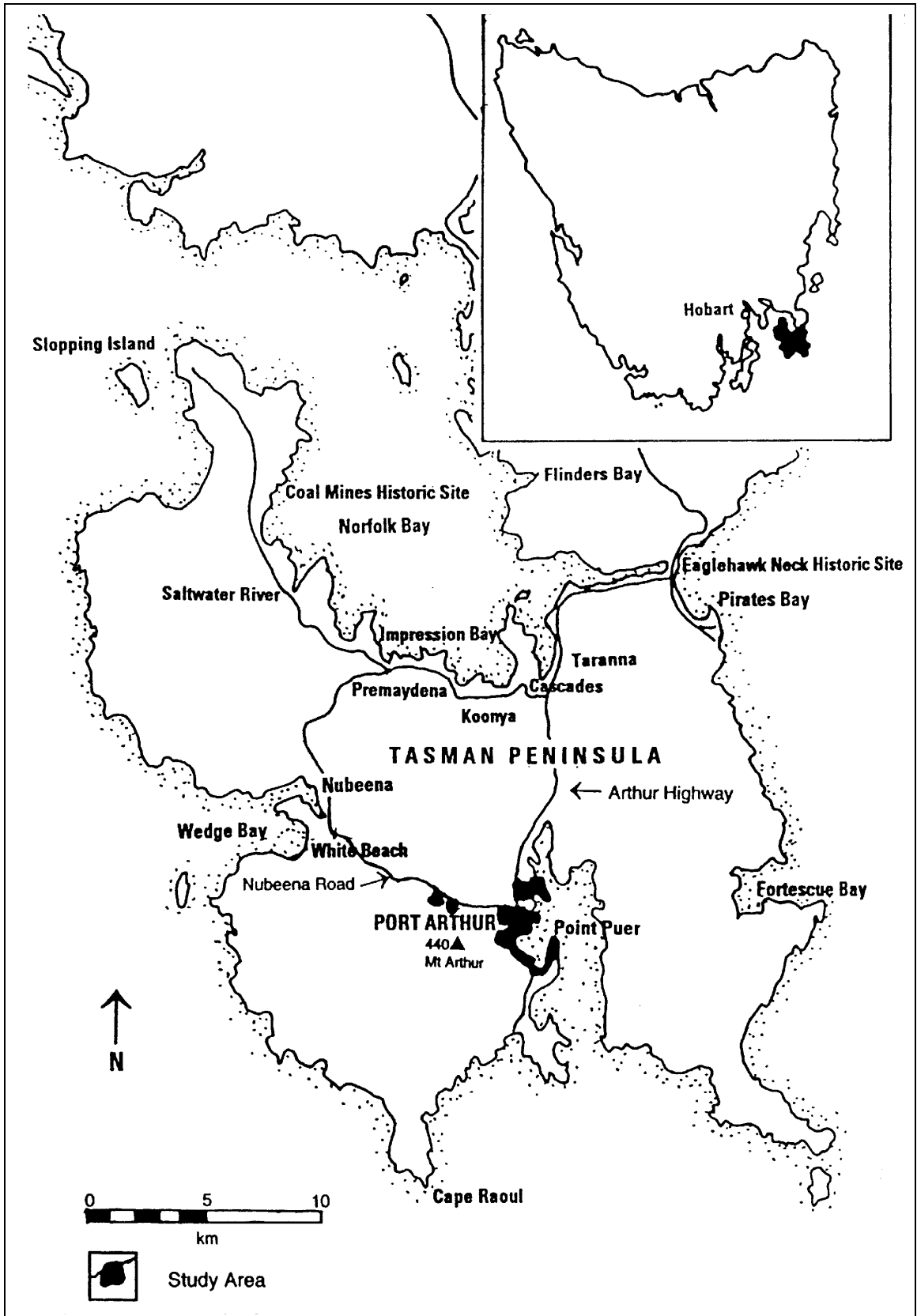


Figure 1.8.1
 Location of Port Arthur on the Tasman Peninsula (taken from the Port Arthur Historic Site Conservation Plan, March 2000 Godden Mackay Context)

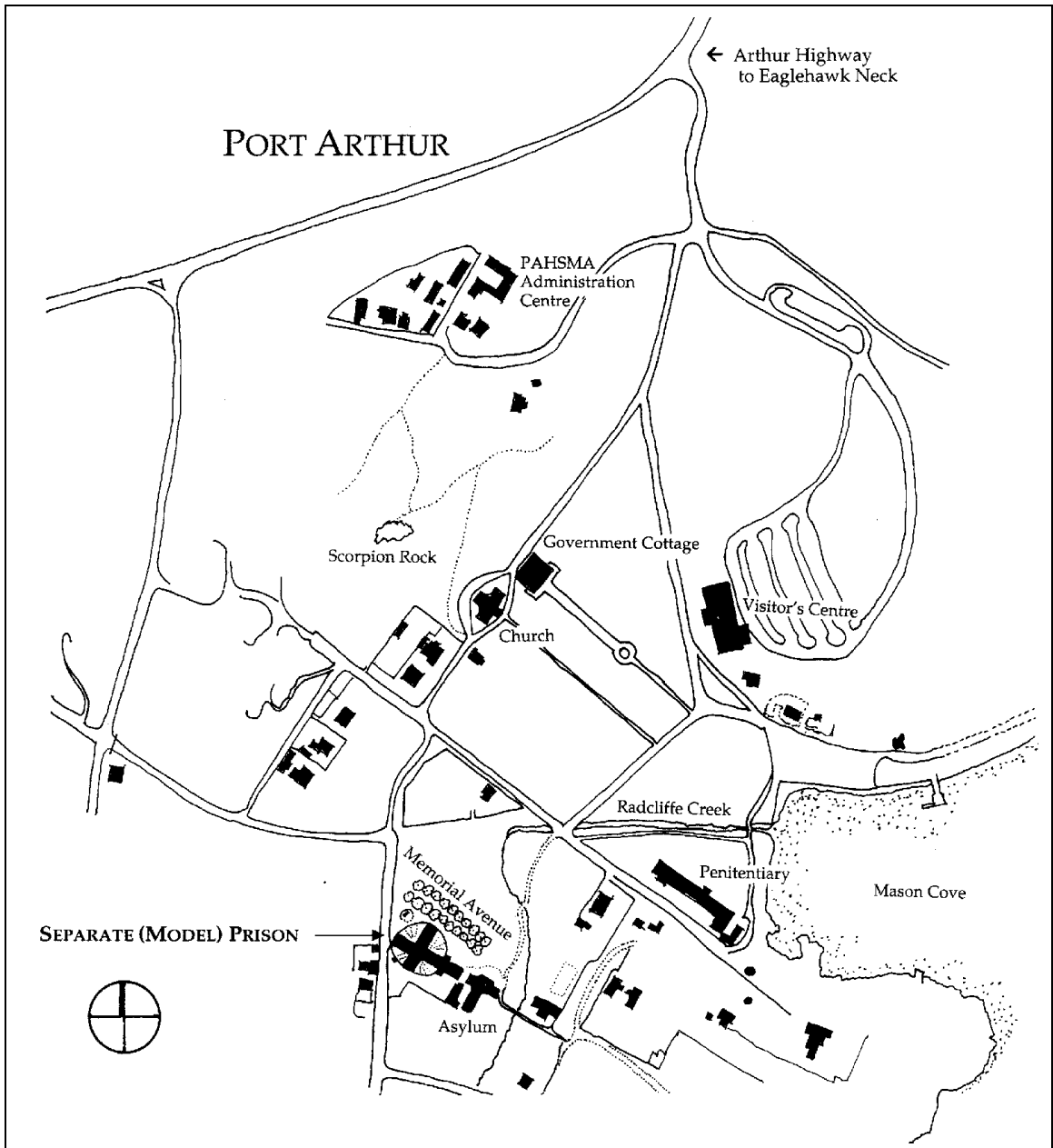


Figure 1.8.2 Location of the Separate (Model) Prison in the Port Arthur Historic Site

1.9 GENERAL DESCRIPTION OF THE PLACE

The project area of this Conservation Report comprises the Separate Prison complex at the Port Arthur Historic Site, including the external remnant structures and archaeological remains directly associated with the complex (exercise yards, entry yard, lunatics garden and shelters, Quigley's Cage, Keepers Quarters). The ensemble lies on a rise above the Radcliffe Creek valley, hidden behind a row of mature pine trees planted after the First World War to commemorate the fallen in battle.

The Items are listed in the Inventory to the Port Arthur Historic Site Conservation Plan as follows:

Separate Prison	032
Quigley's Cage	038
Keeper's Quarters Site	033

The Separate Prison consists of four wings constructed to a cruciform plan with the remains of a light, curved brick wall enclosing the space between the wings, defining the exercise yards and one reconstructed wall defining the entry (Reception) yard. Although location plans show that the Separate Prison does not lie orientated exactly to the magnetic grid, for ease of reference the terms northern, southern, eastern and western are used to describe the parts of the prison.

There are three wings of cells with the southern wing containing the prison chapel. The eastern wing extends beyond the limit of the exercise yards. Two 'Dumb' cells (also known as refractory or punishment cells - so named because they were constructed to deprive the enclosed prisoner of their auditory and visual senses) lie against the northern and southern walls of the eastern wing just outside the exercise yard walls. They are accessed from the exercise yards with no external connections to the outside and they have no windows. For identification of areas within the complex the same notations adopted by Peter Cripps in his Conservation Study of 1985 are used, thus:

Western Wing	A Wing
Northern Wing	B Wing
Eastern Wing	C Wing
Chapel	D Wing

The intervening Exercise Yards are thus: A/B, B/C, C/D, D/A.

Between A and D wings lie the remains of a Reception Yard which contained the entrance, kitchen and Constable's Quarters. Between the other wings lie the remains of the exercise yards. A/B is open; B/C and C/D and are enclosed by picket fences.

The crossing of the wings forms the Central Hall with a short flight of steps leading to each wing of cells and a grand flight up to a high level entry into the Chapel.

A, C and D Wings are roofed over whilst B Wing is an open ruin.

The walls to the wings are built of dressed sandstone. The remains of the walls between and external to the exercise yards were built of brick and fragments remain at ground level and around the doorways to the exercise yards. The floors to the hall, corridors, and exercise yards are flagged in sandstone. The cells of A, B and C wings (but not C Wing extension) were originally floored in timber but all of these were destroyed in the bushfires of 1895. Some of the cells in A wing are now timber floored - these are reconstructions and are noted in the Fabric Survey in Section 2.2 C Wing extension and the Dumb Cells were floored with brick.

To the south of the complex lay the Keeper's Quarters (he was the Superintendent of the Separate Prison - see Section 2.4). No sign of this building exists now above ground.

Outside the complex to the north lies the circular stone base of a structure currently listed as 'Quigley's Cage' (which is discussed later in Section 2.4 - Evolution).

A plan of the complex is shown below at Figure 2.1.1 A comprehensive photographic survey may be found at Appendix B with historic photographs at Appendix C and a selection of comparative views of the Separate Prison at Appendix D.

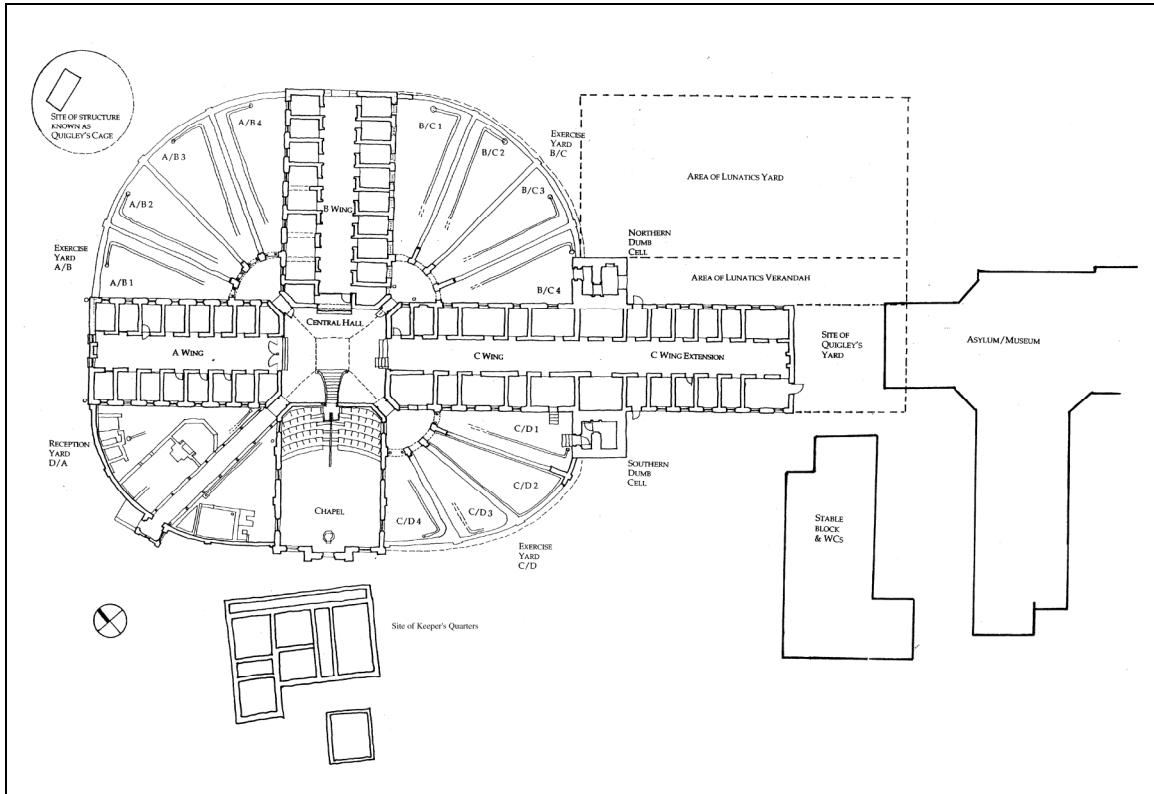


Figure 1.9.1
The Separate Prison and its component parts

Conservation analysis

SECTION 2

Historical and Physical Analysis

2.1 SUMMARY HISTORY OF THE SEPARATE (MODEL) PRISON SITE

2.1.1 The Origins of Separate and Silent Treatment and the influence of the Quakers

Beginning at the end of the eighteenth century, reform movements in Britain and the United States completely changed the meaning and experience of imprisonment.

Made up of middle class philanthropists and evangelicals, these reform movements were responding to a perceived break down in the traditional relationship between social classes brought on, they believed, by the industrial revolution and revealed most sharply by an increase in crime¹. Their goal was to reform individual criminals, and through this process, to redeem society by reducing criminality and producing a model of what they believed to be the proper relationship between social classes. Their means was the re-invention of the prison.

Drawing on diverse sources including Catholic monasticism, Calvinist asceticism, empiricism, utilitarianism and medical materialism John Howard's proposals for prison reform published in 1777 set the parameters for prison reform into the nineteenth century². Responding to practices such as communal accommodation, payment of gaol fees by inmates, the use of houses as gaols, as well as the growth of strong sub-cultures, and the incidence of sickness, brutality and corruption in gaols, Howard proposed strict prison discipline that involved separation of prisoners, silence, labour, strict routines, hygiene, exercise and secular and religious instruction, the building of new gaols that would be well ventilated, more comfortable and which would enable his proposed regulations to be more easily carried out, and the employment of professional gaolers³.

Between 1775 and 1795, 45 local prisons in Britain were rebuilt according to Howard's principles⁴. However, the death of Howard and the beginning of war with France in 1790, as well as reaction against anything perceived to be revolutionary and radical opposition to solitary confinement, all conspired to reduce interest in Howard's ideas⁵.

From 1815 penal practice was dominated by new ideas about the classification of prisoners into groups according to age, gender and criminal record and the importance of

¹ Ignatieff, M., A Just Measure of Pain: the Penitentiary in the Industrial Revolution, 1750-1850, MacMillan, London, 1978, p65-79

² *ibid*, pp57-71, also, Evans, R., The Fabrication of Virtue: English Prison Architecture, 1750-1840, Cambridge University Press, 1982, pp67-92

³ *ibid*, pp29-42

⁴ Evans, *op.cit.* p94

⁵ *ibid*, pp187-194, also Ignatieff, *op.cit.*, pp115-142

hard labour including the tread wheel⁶. The mantle of prison evangelising devolved to itinerant Quaker preachers⁷.

Meanwhile in the United States experiments with separate and silent treatment continued unabated. In the 1820s a completely separate system was developed in Philadelphia, heavily influenced by Quaker belief in the power of silent reflection, while a rival system of silent association was implemented in New York⁸. Debate about the respective merits of these corrective systems captured the attention of British reformers including William Crawford who published a report endorsing the Philadelphia system⁹.

This was a time of widespread utopianism, belief in human perfectibility and the construction of model communities¹⁰. Despite the concerns of earlier reformers about the effect of its rigour on mental and physical health¹¹, the Philadelphia model was refined in Britain and brought to a peak at Pentonville Prison, opened in 1843 and intended as an initial probationary period for prisoners under 35 sentenced to transportation¹².

Amongst the extraordinarily diverse set of ideas which influenced the development of the separate system of penal discipline it is possible to identify two broad streams of thought. The first is scientific materialism and the second Christian evangelism. In the design and regulation of the Port Arthur Separate Prison – in the robotic routines punctuated by hearty hymn singing or the tedium of oakum picking relieved by pastoral visits – these two sometimes conflicting philosophies can be seen working together with the one aim of controlling, breaking down and re-inventing the personalities of individual prisoners.

However, within the social, philosophical or religious movements which can be associated with late eighteenth century and early nineteenth century scientific materialism or Christian evangelism it is difficult to detect broadly based interest in prison reform. The development and implementation of penal ideas like separate treatment relied not on mass movements but on the advocacy of key individuals, from John Howard to William Crawford, who distilled and reconciled the ideas of their time and then applied them to the problem of incarceration. If it is difficult to detect significant numbers of a particular social movement devoting their energies and applying their ideas to prison reform in the industrial revolution, it is even more difficult to find such a movement which has maintained a sense of group identity since that time, and which has continued to have a commitment to prison reform into the present day.

The one obvious exception to these trends is the Society of Friends, or Quakers.

From the beginning of the late eighteenth century prison reform movement in Britain, Quakers were key advocates for new prison regimes. In being no less devoted to prison reform than his close friend John Howard, the Quaker physician, John Fothergill, is an excellent example of a large number of professional Quakers who were drawn to the prison reform movement and whose ideas, in turn, influenced it greatly¹³. In its emphasis on withdrawing from distractions of the senses into silence and solitude, Quaker spirituality corresponded to and re-inforced the key tenets of the prison reform movement. The same was true of Quaker asceticism and discipline¹⁴. No less importantly we see in Fothergill and his Quaker peers a desire to tackle the perceived social ills of brutality, corruption and excess as they manifested themselves in crime and the treatment

⁶ Evans, op.cit., pp259-317

⁷ Ignatieff, op.cit., pp143-153

⁸ Rothman, D., "Perfecting the Prison: United States, 1789-1865", in, N. Morris and D. Rothman, (eds), *The Oxford History of the Prison: The Practice of Punishment in Western Society*, Oxford University Press, New York, 1995, pp117-123

⁹ Evans, op.cit., pp318-326, also, M. Ignatieff, op.cit., pp193-200

¹⁰ Evans, op.cit., p214

¹¹ Brand, I., *The Pentonville Experiment*, Jason Press, Hobart, 1971, pp20-23, also Evans, op.cit., p326

¹² Brand, op.cit., pp28-33

¹³ Ignatieff, M., *A Just Measure of Pain: the Penitentiary in the Industrial Revolution*, MacMillan, London, 1978, p59.

¹⁴ *ibid*, p58.

of criminals. This desire to improve society through the improvement of prisons was motivated by a strong belief in universal sinfulness and the possibility of universal redemption, the Quaker's own experience of persecution and imprisonment in the seventeenth century, and a degree of guilt over the worldly success their self discipline had bestowed on them¹⁵. In Dr Fothergill, we also see an example of the way many Quaker professionals reconciled scientific materialism, and in particular an increasingly medicalised view of the human body and mind as a set of organic processes governed by immutable laws, with typically evangelical beliefs in the imminence and omnipotence of the supernatural¹⁶.

Quaker thought was also a significant influence on prison reform in the United States. Like John Howard, the US prison reformer, Benjamin Rush took inspiration from, and enlisted the support of Quaker professionals. A number of Quakers served with Rush on the committee which introduced new disciplinary regimes into Philadelphia's Walnut Street Gaol in 1791¹⁷. Having fled to America from Britain in the seventeenth century to escape persecution that arose in part from their refusal to swear oaths of loyalty to the state, many Quakers in the United States remained keen to limit the state's power to inflict corporal or capital punishment¹⁸. As well as being involved in the campaign to abolish capital punishment in Pennsylvania, many Quakers were advocates for alternatives to non-corporal modes of punishment and discipline¹⁹. As interest in prison reform spread throughout Jacksonian America these alternatives coalesced to become what was known at the time as the Philadelphia model: a set of prison disciplines and designs which, corresponding with Quaker belief and in contrast to other penal systems, emphasised almost complete silence and solitude²⁰. It was this system which, following its adoption and refinement in Britain in the 1830s, became the system of separate treatment that was implemented at Pentonville Prison and all the other prisons, including Port Arthur's Separate Prison, based on the Pentonville model.

The crucial role of Quakers in the movement which culminated in the Port Arthur Separate Prison was not limited to advocacy for separate treatment nor limited to Britain and the United States.

In Britain in the wake of the French Revolution, late Enlightenment reform movements including the movement for prison reform inspired by John Howard lost momentum. Increased scepticism towards universal and rationalistic programs of social improvement saw the mantle of prison reform devolve to groups with relatively less ambitious goals. The most important of these groups was the Society for the Improvement of Prison Discipline whose founding members included the Quakers William Allen and Samuel Hoare, and whose penology emphasised the classification of prisoners rather than their complete separation. Meanwhile post-Napoleonic romanticism and evangelism, emphasising as both did the importance of impulsiveness and individuality, inspired and glorified a new style of direct intervention into prison life by itinerant preachers, a style pioneered by the Quaker philanthropist, Elizabeth Fry, at London's Newgate Prison. While Fry shared most of her contemporaries' attitudes to crime, she was a critic of separate treatment when that penology later became popular in England. Ian Brand argues that Fry's reservations about the Pentonville design were limited to the use of dark cells and obscured glass and that she approved of the rest of the building²¹. But it is clear from Fry's own words that these features of Pentonville were simply the most obvious examples of far deeper concerns that went to the heart of separate treatment²². As well as

¹⁵ *ibid*, pp148-153.

¹⁶ *ibid*, pp59-71.

¹⁷ *ibid*, p70.

¹⁸ *ibid*, p59.

¹⁹ *ibid*, p59.

²⁰ Rothman, D., "Perfecting the Prison: United States, 1789-1865", in, N. Morris, and D. Rothman, (eds), *The Oxford History of the Prison: The Practice of Punishment in Western Society*, Oxford University Press, New York, 1995, pp116-119

²¹ Brand, I., *The Pentonville Experiment*, Jason Press, Hobart, 1971, p23.

²² Letter from Elizabeth Fry to Captain J Jebb, 1841, in, I. Brand, *The Pentonville Experiment*, Jason Press, Hobart, 1971, pp20-23.

expressing moral and legal doubts about the authority of Pentonville warders Fry questioned the effects of total isolation.

I consider it a very important object to preserve the health of mind and body in these poor creatures, and I am certain that separate confinement produces an unhealthy state, both of mind and body, and that, therefore, everything should be done to counteract this influence, which I am sure is baneful in its moral tendency to mental derangement as well as bodily discomfort. I am as certain, that an unhealthy state of mind and body has generally a demoralising influence, as the mind in an enervated state is more liable to yield to temptation, than when in a lively powerful state; and I consider light air and the power of seeing something beyond the mere monotonous walls of a cell, highly important.

It was almost inevitable that such doubts would be expressed by someone whose association with prisons was built on a belief in the reformative power of the kind of direct, emotional bond with prisoners which Pentonville appeared to preclude. What is more significant is that the same ascetic and contemplative Quaker theology which gave rise to many of the key features of the separate system also gave rise to one of the most damning critiques of that system.

At about the same time as Elizabeth Fry was beginning to question separate treatment Quakers were playing an important role in preparing Van Dieman's Land's government and public opinion for the coming of the separate system. The missionaries James Backhouse and George Washington Walker held typically Quaker views on criminality. For example they believed that crime was the result of social conditions, that reformation was as important a goal of imprisonment as restraint and that corporal punishment should be replaced by psychological treatments²³. Their penology was in some ways an amalgam of the sometimes conflicting views outlined above. While endorsing systematic and complete solitary confinement they also believed, not surprisingly given their friendship with Elizabeth Fry²⁴, in the importance of spontaneous preaching²⁵. In keeping with this eclectic approach to prison discipline they also endorsed the reward-based system of Alexander Maconochie²⁶.

What was most significant about Backhouse and Walker, however, was their access to authority and their popularity. Backhouse and Walker visited Port Arthur three times and each time reported their findings to Governor George Arthur. In 1834 after visiting most of Tasmania's penal stations Backhouse and Walker presented Arthur with their "Report upon the State of Prisoners in Van Dieman's Land"²⁷. Similar representations were made to Arthur's successor, John Franklin. These reports gave Tasmania's rulers an invaluable insight into the day-to-day management of the island's prisons, and this, in turn, gave the missionaries an opportunity to promote their ideas at the highest level: an opportunity which Backhouse and Walker seized. They repeatedly posed the abandonment of flogging and the widespread implementation of solitary confinement as a solution to the problems their reports revealed. Their reputation in the eyes of authority was also enhanced by their support for transportation at a time when the value of exile as a form of punishment was being questioned²⁸. If Backhouse and Walker's thoroughness and support for fundamental institutions disposed Tasmania's Governors to look favourably on their penological ideas, their demonstration of philanthropic and humane values made them popular in the Tasmanian middle class and even amongst some convicts²⁹. In short, not only did they help lay the ideological foundations upon which the Port Arthur Separate Prison would later be built, but they also bridged the gap between the needs of Imperial

²³ Oats, W., *Backhouse and Walker: a Quaker view of the Australian colonies, 1832-1838*, pp34-37.

²⁴ *ibid*, pp30-32

²⁵ *ibid*, pp34-35.

²⁶ *ibid*, pp41-42.

²⁷ *ibid*, pp36-37.

²⁸ *ibid*, p39.

²⁹ *ibid*, pp34-36.

authority and the values of the burgeoning native middle class in the same way the Separate Prison would bring the same two divergent interests together a decade later³⁰.

2.1.2 Setting the stage In Van Dieman's Land

The first group of Pentonvillians were transported to Van Dieman's Land in 1844 with Pentonville warder, James Boyd and Surgeon Superintendent Dr John Hampton³¹. But after the death of Crawford in 1847 belief in the reform of convicts began to wane³². By 1854 the designer of Pentonville, Josiah Jebb, had rejected the possibility that criminals could be reformed.

Cells for solitary confinement existed at Port Arthur at least from 1837³³. For most of the period from 1837 to the building of the Separate Prison solitary cells were located adjacent to the prisoner's barracks. They were used both as sleeping apartments for dangerous convicts and as places to confine those convicts under punishment³⁴. The solitary cells were seen as a preferred alternative to flogging because they fostered docility in those thus incarcerated and made it easier for them to be monitored by the medical officer and chaplain³⁵.

These were also purposes to which the Separate Prison would be put. When Dr John Hampton was made Comptroller of Convicts in 1846 he denounced the solitary cells for allowing communication between prisoners and called for the construction of a prison based on Pentonville³⁶.

Van Dieman's Land was ripe for such a prison. The probation system which had replaced assignment several years earlier was under attack for having strengthened convict sub-cultures, fostered convict resistance and increased insubordination and homosexuality³⁷. Colonial citizens were also fearful about an influx of prisoners from Norfolk Island where these problems were seen as endemic and which, following the third mutiny of 1846, was slated for closure³⁸. Meanwhile a growing anti-transportation movement had seized on the probation system's disciplinary problems in its agitation not only for an end to convictism, but for responsible self government³⁹.

Dr Hampton posed strict separate and silent treatment, as practised at Pentonville, as an obvious solution to this penal crisis. By exploiting colonial fears, and with the support of the British Government, Hampton persuaded Governor Denison to authorise the building of Port Arthur's Separate Prison in 1847⁴⁰.

Hampton urgently pushed construction of the Separate Prison despite problems including a lack of skilled labour and unauthorised changes to the original plan, and he

³⁰ see "Debates about the effects and meaning of the Separate Prison" in essay on the Separate Prison elsewhere in this report

³¹ *ibid*, p83

³² Evans, *op.cit.*, p386-389

³³ Diary of Lady Jane Franklin, TSA/NS279/1/1, 24.3.1837, in, I. Brand, Separate Treatment Cells - 411A, in, Collected Papers on Port Arthur

³⁴ Brand, I., Introduction to the Separate Treatment Cells - 411A, in, Collected Papers on Port Arthur, also, I. Brand, Port Arthur: 1830-1877, Regal Press, Launceston, undated, pp54-55.

³⁵ *ibid*.

³⁶ TSA/CO280/195/544, 1.8.1846; TSA/GO33/57, 27.4.1847; TSA/GO33/64, 30.5.1848; Comptroller General to Lieutenant Governor, in, I. Brand, Separate Treatment Cells - 411A, in, Collected Papers on Port Arthur

³⁷ Brand, I., The Convict Probation System: Van Dieman's Land, 1839-1854, Blubberhead Press, Hobart, 1990, pp97-106

³⁸ West, J., The History of Van Dieman's Land, Angus and Robertson, Sydney, 1981, p499, also, L. Robson, A History of Tasmania, Vol 1, Oxford University Press, Melbourne, 1983, pp483-512

³⁹ Robson, *op.cit.*

⁴⁰ TSA/GO33/57, Comptroller General to Lieutenant Governor, 27.4.1847, in, I. Brand, Separate Treatment Cells - 411A, in, Collected Papers on Port Arthur

made sure that wings were occupied as they were built⁴¹. His sense of urgency may be explained by his expectation that the Separate Prison would be a model for a far more widespread use of separate and silent treatment at Port Arthur⁴².

The Prison was completed in February 1852 and in 1853 James Boyd was appointed as Port Arthur Commandant.

2.1.3 Design and changing structure

In accordance with contemporary penal theory, the Separate Prison was built on a rise away from other buildings⁴³.

Its design was based on the radial pattern that had become mandatory in prison design by the time of its construction⁴⁴. Fifty cells lined three corridors extending north west (A Wing), north east (B Wing) and south east (C Wing) from a central hall. The fourth arm of the cross so made was a chapel outfitted with separate booths. Between A and B Wings, B and C Wings and C Wing and the chapel were altogether twelve partly roofed exercise yards with high walls especially designed to prohibit escape. Between the chapel and A Wing was the entrance to the prison from which led a covered walk way flanked on the right by a receiving room and seven cells and on the left by constables quarters and the prison kitchen. The Prison Superintendent's house was to the south of the chapel⁴⁵.

The Prison's cells were 6x9x11 feet with vaulted ceilings, a door with a trap, hooks from which to hang a hammock, a table, a stool, a bucket and two shelves. These cells were smaller than those at Pentonville and lacked the distinctive heating and plumbing systems of that building⁴⁶. There were also two punishment or "dumb" cells admitting no sound or light. located at the end of the eastern or "C" Wing, each behind four heavy doors⁴⁷.

In 1855 18 cells were added to C Wing to accommodate more prisoners. In 1856 these were converted to accommodate violent lunatics. By 1858 the whole of C Wing had been blocked off and was used to house lunatics for whom a garden was also built to the north of the Wing. The following year C Wing resumed to its original penal function, and thence slowly returned to housing violent lunatics⁴⁸.

A palisaded yard was built to the north of the Prison in 1866 for exercising violent inmates. In the wake of the construction of the Asylum the following year doors to 15 lunatic cells in C Wing were blocked off and the corridor used as a workshop. Also in 1867 the two central exercise yards between the chapel and C Wing were covered over and converted into workshops for shoemakers and saddlers not under separate treatment⁴⁹.

The Separate Prison was evacuated along with the rest of Port Arthur in 1877.

⁴¹ TSA/Misc 62/21/A1115, Comptroller General to Commandant, 16.11.1847; TSA/Misc 62/21/A1115, Comptroller General to CRE, 16.11.1847; TSA/Misc 62/21/A1115/7476, Comptroller General to Lieutenant Governor, 10.9.1849; TSA/GO33/69, Comptroller General to Lieutenant Governor, 30.1.1850; in, I. Brand, *Separate Treatment Cells - 411A*, in, *Collected Papers on Port Arthur*

⁴² GO33/76, Comptroller General to Lieutenant Governor, 12.5.1853, in, I. Brand, *Separate Treatment Cells - 411A*, in, *Collected Papers on Port Arthur*

⁴³ Evans, *op.cit.*, p113

⁴⁴ *ibid*, pp130-131, p320, p344

⁴⁵ Brand, I., *The Separate or Model Prison, Port Arthur*, Jason Press, Hobart, 1975, pp24-30

⁴⁶ Semple-Kerr, J., *Design for Convicts, National Trust of Australia*, Sydney, 1984, pp161-164

⁴⁷ TSA/NS225, "Reminiscences of Port Arthur and Tasman's Peninsular", in, I. Brand, *Separate Prison documents - 423*, *Collected Papers on Port Arthur*, also, I. Brand, *The Separate or Model Prison, Port Arthur*, *op.cit.*, p28

⁴⁸ Brand, I., *Introduction to the Separate Prison - 423*, in, *Collected Papers on Port Arthur*

⁴⁹ *ibid*

2.1.4 Regulations and routine

The most distinctive feature of the Separate Prison is its regulations and the routines they established⁵⁰.

Prison inmates were kept in complete and anonymous solitude and silence at all times. Upon entering the Prison inmates had their heads shaved and were allocated a number which was their designation while in the Prison, their names never to be used. They were not to speak, sing, whistle or communicate in any way except when they needed to pass essential information to a guard or when singing in chapel. When outside their cells they wore masks to prevent recognition by other inmates, had to maintain a specific distance from other prisoners, and had to turn away from other prisoners when in the corridors or when engaged in cleaning. They also exercised alone.



Figure 2.1.4

Convicts in the UK – the male is wearing the clothes worn in the Separate Prison
H Mayhew & J Binny Criminal Prison of London, 1862, p.85


In chapel they entered and exited their individual booths according to a complex system of nonverbal instructions, were closely supervised by four armed guards⁵¹, could see no-one but the officiating minister, and received communion separately.

Apart from regular divine service, cleaning duty and an hour's exercise per day inmates spent all their time in their individual cells. Here they ate, slept and worked. The corridors and cells were lit at night by lamps, and each cell had a peep hole so that inmates could be monitored at all times. The corridors were laid with mats and the guards wore slippers to make it easier for them to detect attempts by the inmates to communicate⁵².

⁵⁰ Rules and Regulation for the new separate prison at Port Arthur, in, I. Brand, Separate Prison documents – 423, Collected Papers on Port Arthur, also, TSA/GO33/75, Comptroller General to Lieutenant Governor, 7.2.1852, op.cit.

⁵¹ Rules and Regulations, op.cit.

⁵² *ibid*



THE CHAPEL ON THE "SEPARATE SYSTEM," IN PENTONVILLE PRISON, DURING DIVINE SERVICE.

Figure 2.1.4.2

The Chapel at Pentonville showing compartments as at Port Arthur

H Mayhew & J Binny Criminal Prison of London, 1862, p.133

Prison guards were regulated no less minutely. To ensure attention to duty, especially at night, a watch clock was installed that required the guard to strike a peg every fifteen minutes. The clock registered any failure to do so and the offending guard was punished with a fine.

Prison routines were monotonous in the extreme. Convicts rose at 5.30am in summer or 6.30am in winter, cleaned their cells for half an hour and then worked until breakfast at 7.30am, after which some would attend chapel and others exercise. Work recommenced at 9am and would continue except for an hour lunch break at 1pm until 5.30pm at which time supper was served. Work would then recommence until 7pm after which prisoners could read until bed at 8pm in winter and 9pm in summer. The inmates would receive regular visits from the Prison Superintendent, a surgeon and a minister of religion, although visits from the latter were not as regular as those at Pentonville and religious ministers at Port Arthur made no effort to keep the detailed character books that were a feature of the London prison⁵³. Catholic inmates were attended by a Catholic priest and were generally kept in C Wing⁵⁴. On Sunday the inmates attended divine service.

Separate Prison discipline varied very little over the quarter century of its operation. Exceptions were only made for the insane, craftsmen working in the Prison but not under separate treatment and those juvenile offenders who were kept at the Prison in its later years (see "The inmates" below). The latter group slept apart but were allowed to work together.

⁵³ Evans, op.cit., p329

⁵⁴ Rules and Regulations, op.cit.

The work undertaken by Separate Prison inmates also varied very little over time. In 1854 they were employed in tailoring, shoemaking and picking oakum. By 1869 these tasks had been augmented by mat and broom making⁵⁵.

Prisoners under punishment for violating any of the Separate Prison's many rules were locked in a dumb cell. This punishment – something which we today would call sensory deprivation and which did not exist at Pentonville - could last anything between a few hours and a few days, although some ex inmates cite periods of incarceration up to two weeks⁵⁶. The dumb cell ration was bread and water, and those prisoners sentenced to more than two days were allowed an hour's exercise every day from the third day on.

2.1.5 The inmates

The convicts for whom the Separate Prison was built were very different from those young first offenders who resided at Pentonville. They were described at the time of the Prison's construction as "incurables", and "the very worst class of reconvicted men"⁵⁷. The difference belies the very different purposes to which Pentonville and Port Arthur's Separate Prison were to be put. Whereas Pentonville was designed to manufacture innocence in those thought redeemable, Port Arthur's Separate Prison was designed to produce docility in those considered dangerous. Disciples of separate treatment such as Hampton and Boyd initially held out some hope for the reform of the inmates at Port Arthur, but they also recognised that the strongest link between Port Arthur and Pentonville was that, for different purposes, both prisons aimed to eliminate prisoner sub-culture⁵⁸. At Pentonville this sub-culture was considered the mortal enemy of any attempt to save first offenders from a criminal vocation. At Port Arthur it was considered a no less dangerous threat to discipline and order throughout the convict system, and colonial society in general.

When the Separate Prison is seen in this light it is no accident that the crisis which sparked its construction was the transfer of Norfolk Island convicts to Van Dieman's Land. Strong bonds between convicts at this penal station - bonds based on common values, language, and in some cases same sex relationships - had enabled prisoners to organise successive and very threatening mutinies despite attempts by the authorities to eliminate convict solidarity with excessive corporal punishment and the widespread use of informers⁵⁹. The same relationship between resistance and sub-culture appeared to exist in the many convict probation stations which dotted Tasmania. If absconding, insubordination and mutiny were based on a sub-culture tinged with homosexuality, then in the minds of Tasmania's convict authorities that sub-culture had to be utterly destroyed. The complete isolation and then breaking down ("coercion" was the authority's word) of the men implicated in such activities was the obvious way to achieve this goal.

⁵⁵ CO280/316/729, Commandant to Comptroller General, 19.1.1854, and, TSA/CO280/376/1971, Commandant to Comptroller General, 1.2.1869, in, I. Brand, Separate Prison documents – 423, Collected Papers on Port Arthur

⁵⁶ Jeffrey, M., "A Burglar's Life", and, F. Mackie, "Traveller under Concern", in, I. Brand, Separate Prison documents – 423, Collected Papers on Port Arthur

⁵⁷ TSA/GO33/58, Comptroller General to Lieutenant Governor, 6.5.1847, and, GO33/76, in, Comptroller General to Lieutenant Governor, 12.5.1852, in, I. Brand, Separate Prison documents – 423, Collected Papers on Port Arthur

⁵⁸ TSA/GO33/57, Comptroller General to Lieutenant Governor, 27.4.1847, and, GO33/76, in, Comptroller General to Lieutenant Governor, 12.5.1852, in, I. Brand, Separate Prison documents – 423, Collected Papers on Port Arthur

⁵⁹ Robson, op.cit, p512, R. Hughes, *The Fatal Shore*, Pan, London, 1988, pp541-551, and, A.G.L. Shaw, *Convicts and the Colonies*, Faber and Faber, London, 1966, pp352-353

This is how the Separate Prison came to house those prisoners, from both Port Arthur and other convict stations, who were convicted of persistent absconding, insubordination and sexual offences including same sex sexual activity⁶⁰. Terms of incarceration varied from 6 to 12 or even 18 months. Later the application of separate treatment to break convict resistance became more systematic. By 1866 all prisoners sent to Port Arthur for life were required to spend between 6 and 15 months in the Separate Prison before being allocated to work elsewhere in the settlement⁶¹. Prisoners sentenced to terms down to 8 years also spent a corresponding period in the Prison. Regardless of the duration of their sentence, prisoners convicted of absconding or for sexual offences (including same sex sexual activity) went straight to the Separate Prison⁶². By 1872 the scale equating sentence length with time in separate treatment had become even more precise with life men serving a year⁶³. Prisoners sentenced at or to Port Arthur for absconding or for same sex sexual activity, be they either Tasmanian born, or originally from Britain, were still automatically incarcerated.



SECTION OF THE PENITENTIARY HOUSE OF CORRECTIONS, WANDSWORTH,
WITH THE PRISONERS PUNISHING THE AURAL STAKE.

Figure 2.1.5.1
Prisoners at Wandsworth, with cap peaks pulled down and turned to the wall as part of the Separate & Silent regime as practised at Port Arthur

H Mayhew & J Binny Criminal Prison of London, 1862, p.529

Significant variations in the Separate Prison population arose from the use of C Wing as an asylum from 1857 until the opening of the purpose-built Port Arthur asylum a decade later, and the use of the Prison in its later years to house convict craftsmen and juvenile offenders. Initially set aside to house the violently insane in line with waning theories

⁶⁰ Hilton, P., "Separately Treated: an assessment of the effectiveness of Port Arthur's Separate Prison, in the crushing of convict resistance", 1849-1877, unpublished thesis, University of Tasmania, 1999, p61

⁶¹ TSA/CSO280/369/1966, Governor to Secretary of State, 15.1.1866, in, Separate Prison documents - 423, Collected Papers on Port Arthur

⁶² TSA/CO280/376/1971, Commandant to Comptroller General, 1.2.1869, in, Separate Prison documents - 423, Collected Papers on Port Arthur

⁶³ TSA/CSD7/52/1161, Commandant to Colonial Secretary, 17.10.1872, in, Separate Prison documents - 423, Collected Papers on Port Arthur

about the efficacy of separate treatment in correcting violent mental illness⁶⁴, C Wing later came to house a wide range of mentally ill convicts many of whom were not subject to separate treatment. When these inmates were transferred to the newly built asylum and the corridor of C Wing converted to a workshop some of the craftsmen employed therein were accommodated at the Prison and also exempted from separate treatment⁶⁵. In an effort to shield them from older convicts colonial-born young offenders sentenced to a term at Port Arthur were also housed at the Separate Prison under relaxed discipline⁶⁶.

Thus, over the period of the Separate Prison's use we see both changes and continuities in its population. The crimes, ages, penal records and backgrounds of the Prison's inmates diversifies, and ironically the Separate Prison partly returns to the probationary function that Pentonville was originally designed to serve. But at the same time the Separate Prison continues to be the only safe place to concentrate the most threatening of the convicts: in the minds of the authorities those whose bodies could not be contained, passions restrained or obedience obtained any other way.

2.1.6 The Prison since 1877

After its closure the Separate Prison suffered the two destructive forces that took their toll on all Port Arthur's buildings: tourism and official neglect. It was also burnt out in the bushfires of January 1895. However the Prison is also unique amongst Port Arthur's buildings in failing to find a fixed place or meaning in the post convict period.

Too big to become a residence, but too small to serve a municipal function, the Separate Prison was destined to become a hotel, not unlike those contemporary establishments in Eastern Europe which accommodate tourists in the cells of former secret service headquarters, until the fire of 1895 destroyed the entrepreneurial hopes of its then owner, the Rev Woolnough⁶⁷.

Thereafter the Prison was preserved by its own mythology. Beginning with visiting journalists in the 1860s and 70s and continuing with ex-convict guides the Separate Prison acquired a reputation for bloody and tyrannical gothic horror⁶⁸. Historians have easily debunked this interpretation of the Prison, labelling the journalists and guides who promoted it genre writers and opportunists respectively. But it is important to recognise that by their very nature the horrors of the silent, solitary psychological punishments inflicted in the Separate Prison are almost impossible to write or speak of, something which may account for the lack of first hand accounts. Chroniclers of the Holocaust have encountered a similar "voicelessness" when victims come to describe their experience of this event and have learnt to make allowances when those who have suffered retreat to more conventional and easily understood, if less accurate modes of recalling the horrors that were inflicted⁶⁹.

It is incontestable that a reputation for ghoulishness, so at odds with its origins in clean and clinical penal theory, attracted vast numbers of visitors to the Separate Prison and in turn prompted some of Port Arthur's first physical reconstructions and systems for visitor control.

⁶⁴ Gauchet, M., and G. Swain, Madness and Democracy: the modern psychiatric universe, Princeton University Press, Princeton, 2000

⁶⁵ TSA/CSD7/22/93, Commandant to Governor's Secretary, 8.4.1871, in, Separate Prison documents – 423, Collected Papers on Port Arthur

⁶⁶ TSA/CO280/376/1971, Commandant to Comptroller General, 1.2.1869; TSA/CSD7/52/1161, Commandant to Colonial Secretary, 17.10.1872; and, TSA/CSD7/47/922, Commandant to Assistant Colonial Secretary, 11.10.1873, in, Separate Prison documents – 423, Collected Papers on Port Arthur

⁶⁷ Brand, I., Penal Peninsular, op.cit., 201-216

⁶⁸ For example, Tasmanian Mail, 5.11.1887, in, I. Brand, Separate Prison documents – 423, Collected Papers on Port Arthur

⁶⁹ Sereny, G., The German Trauma: experiences and reflections 1938-2000, Penguin, London, 2000

For example, the Scenery Preservation Board had constructed a fence around the Prison and began regulating visitor entry as early as 1926⁷⁰. Preservation and reconstruction of A Wing was being undertaken in 1930 and would continue in bursts, and even involve the cannibalisation of other buildings, for decades to come, climaxing, shortly after jurisdiction had passed to the National Parks and Wildlife Service in the early 1970s, with the reconstruction of the interiors of C Wing and the chapel⁷¹.

But exaggerated gothic tales cannot fully explain why the Separate Prison survived when other buildings no less associated with the excesses of convictism were torn down, and why it has seen and often suffered at least as much interest and restoration as more “respectable” and picturesque ruins like the Church or the military tower.

Is it possible that the Separate Prison retains a relevance to our lives today that Georgian churches and military installations do not? This, together with the immense difficulty of sorting out the mess of incongruous and unauthentic materials and impressions left by past reconstructions, may explain why the Prison, alone amongst Port Arthur’s large ruins and extant buildings, was neglected by the Port Arthur Conservation and Development Project in the 1980s. The goal of this Project was to conserve and reconstruct the past, and sometimes its painstaking efforts had the unfortunate effect of sealing off that past. Everything which impinged on the present by revealing a universe of conflicting, contentious and all too relevant political and cultural values no less messy than the Prison’s many reconstructions, was left well alone.

Our challenge then is not only to haul our ideas about the importance of the Separate Prison through thirty years of changing intellectual insight and into the twenty first century, but to ensure that when we attempt this we confront, as honestly and openly as we can, the implications of the Prison’s existence for the lives we live today.

2.1.7 Debates about the effects and meaning of the Separate Prison

A building as puzzling and threatening as the Separate Prison is bound to generate debate.

One important and very much unresolved debate is about the effects of separate treatment on those who experienced it and the success of the Prison in obtaining its goals.

For much of the twentieth century it was assumed, in both the academy and popular culture, that separate treatment was a barbarity which unhinged the minds of those who underwent it. This assumption was based on both the antagonism to separate treatment of writers such as Charles Dickens⁷², Marcus Clarke⁷³ and Coultman Smith⁷⁴ and the tales of ex convicts turned guides at Port Arthur⁷⁵.

In the 1970s Ian Brand published a series of books on convictism, Port Arthur and the Separate Prison in which he makes it clear that he believes separate treatment was a humane and potentially effective form of penal discipline which, at Port Arthur, was wrongly applied to hardened criminals⁷⁶. Brand makes much of official reports from John Hampton and James Boyd about the success of the system in quieting and calming violent and dangerous inmates, and explains away reports of the Prison producing a disproportionate number of insane (Brand believes the British Government was

⁷⁰ PWD10/351-12, May 1926, in, I. Brand, Separate Prison documents – 423, Collected Papers on Port Arthur

⁷¹ PWD files, Port Arthur Board and Scenery Preservation Board Minutes, in I. Brand, Separate Prison documents – 423, Collected Papers on Port Arthur

⁷² Dickens, C., American Notes and Uriah Heep, as cited in Ignatieff, op.cit. p197, p200

⁷³ Clarke, M., For the Term of His Natural Life, Lloyd O’Neil, Melbourne, 1970 (first published, 1874)

⁷⁴ Smith, C., Shadow Over Tasmania, Walch, Hobart, 1985 (first published 1941)

⁷⁵ Young, D., “Making Crime Pay: the evolution of convict tourism in Tasmania”, Tasmanian Historical Research Association, Hobart, 1996

⁷⁶ Brand, I., The Pentonville Experiment, op.cit., also, Port Arthur: 1830-1877, op.cit., pp55-60, Penal Peninsular, Jason Press, Hobart, 1978, pp119-127

transporting prisoners who were predisposed to mental illness)⁷⁷. All historians of Port Arthur owe a great debt to Ian Brand for gathering together most of the site's important documents. However, he was clearly blind to everything but the official version of events.

More recently Philip Hilton has taken a very different view of the outcomes of the Separate Prison⁷⁸. Defining the purpose of the Prison not as reform of the criminal mind but destruction of resistance within a slave labour force, Hilton finds extraordinary levels of recidivism amongst Prison inmates and concludes that the institution failed to crush rebelliousness. Hilton points to both the re-introduction of heavy irons and the criminalisation of escape from Port Arthur as tacit admissions of the Prison's failure. Hilton is in no doubt that separate treatment as practised at Port Arthur was anything but humane. However he baulks at making a definitive statement about levels of insanity calling instead for a more thorough examination of the relevant convict records. He simply notes that Pentonville produced above average levels of insanity and that for individuals incarcerated at Port Arthur separate treatment was generally stricter and more prolonged.

Hilton's analysis moves us a long way from Brand's collection of official propaganda. However, Hilton only looks at individual recalcitrance and fails to examine the effect of the Separate Prison on the convict sub-culture it was designed to eliminate. In this regard the Separate Prison may not be as much of a failure as Hilton suggests. From the time of the opening of the Separate Prison the paranoid concern about subversion and homosexuality which prevailed in the 1840s begins to evaporate.

Another school of thought on the effects and ultimate purpose of separate treatment raises the global importance of the Separate Prison. New left scholars such as Michael Ignatieff⁷⁹, Robin Evans⁸⁰ and in Tasmania, Richard Flanagan⁸¹, have pointed to the way in which the discipline of institutions like the Separate Prison imposed middle class values on working class people. These values ranged across areas as diverse as labour, hygiene, exercise, ritual devotion, sexual relationships and behaviour, but the goal was always the same: to create a dependable, pliable labour force. For these writers it's no coincidence that the idea of separate treatment arose with the industrial revolution and peaked when industrialism itself was at its zenith. The Separate Prison was simply another machine, albeit a sophisticated one, the goal of which was to manufacture from the raw material that is the human mind and body, the modern working man.

Arising in the last twenty five years as an alternative to this class analysis is the thought of Michel Foucault⁸². Foucault argued that modernity is characterised by a universal experience of isolation, anonymity, classification, surveillance and ever less visible but more perfect control. He saw this experience epitomised in institutions like the Separate Prison, flagging them as examples of how modern power operates and of what resistance to this power is possible. Foucauldian thought has had a significant influence on writers including, in Tasmania, Kay Daniels⁸³. Daniels and others have argued that far from being a humane but ill-fated experiment, and beneath even its role as an instrument of class domination, the Separate Prison is an insight into the disturbingly totalitarian aspects of contemporary culture, as well as modes of resisting absolute control.

One of the questions no analyst has successfully answered is why the Separate Prison at Port Arthur continued long after separate treatment had been discredited and abandoned everywhere else.

⁷⁷ Brand, I., Port Arthur: 1830-1877, op.cit., p34, also, The Pentonville Experiment, op.cit., pp153-156

⁷⁸ Hilton, op.cit.

⁷⁹ Ignatieff, op.cit.

⁸⁰ Evans, op.cit.

⁸¹ Flanagan, R., "Crowbar history: Panel games and Port Arthur", Australian Society, Sydney, August 1990

⁸² Rabinow, P., (ed), "Disciplines and Sciences of the Individual", Foucault Reader, Random House, New York, 1984, pp169-256

⁸³ Daniels, K., "Cults of Nature, Cults of History", Island Magazine, No.16, Hobart, 1983

Some historians of penology have argued that the rules of separate treatment were maintained in Britain and the United States long after the project of reforming criminals was dismissed for no other reason than that there was no new, alternative penology, and that the rules themselves only faded when an increase in prison populations made them impractical⁸⁴. However, at Port Arthur separate treatment is adhered to with a tenacity that suggests deeper reasons for not abandoning the system. Building on the work of Foucault, but giving it a more optimistic twist, contemporary French theorists have argued that discipline characteristic of the Separate Prison was essential to fostering the values and the consent fundamental to the success of fledgling democratic institutions⁸⁵. Drawing on the observations of American politics and society by Alex de Tocqueville these theorists argue that unlike other systems of government democracy cannot exist without ways for citizens to know and intervene in each others thoughts and feelings. The more fragile and threatened the democracy, the more invasive the intervention. This theory can easily be applied to democracy in Tasmania in the 1840s, 50s and 60s, built as it was on the unstable foundations of an authoritarian governmental system and a deeply divided and fractured society in which there was little agreement about fundamental values. From this perspective the Separate Prison was a primary weapon in the arsenal of those seeking to forge the consensus necessary for the success of a bourgeoisie, liberal democracy, a weapon required long after it had ceased to be of use elsewhere. Within this theoretical framework it is possible to understand why the separate system persisted unchanged in Tasmania for much longer than in Britain.

In understanding the impact and outcomes of the Separate Prison it is important to turn to both global theory and Tasmania's wealth of convict records. However, the dearth of first hand accounts from Prison inmates means that imagination is also an indispensable tool in understanding what separate treatment was like for those who experienced it. It is a great deal to ask visitors to the Prison to abandon an outlook that has been moulded by a century and a half of modern values and put themselves in the place of those for whom everything from work routines and exercise through to self improvement, surveillance and anonymity were utterly alien. But this is what we must do if we are to understand how profoundly disturbing, demoralising and enraging the Separate Prison could be for those it incarcerated

⁸⁴ Evans, *op.cit.*, pp396-404

⁸⁵ For example, Gauchet, M., and G. Swain, *op.cit.*

2.2 EVOLUTION OF THE SEPARATE PRISON COMPLEX

2.2.1 The Separate Prison 1846-1877

1846 Dr John Hampton became Comptroller General of Convicts. In August he proposed a Separate Prison at Port Arthur.¹

1846 September - Secretary for the Colonies Earl Grey recommended separate treatment at Port Arthur

1847 April - Hampton again proposed the construction at Port Arthur of a 50 cell Separate Prison modelled on Pentonville Prison which had recently been opened in London.²

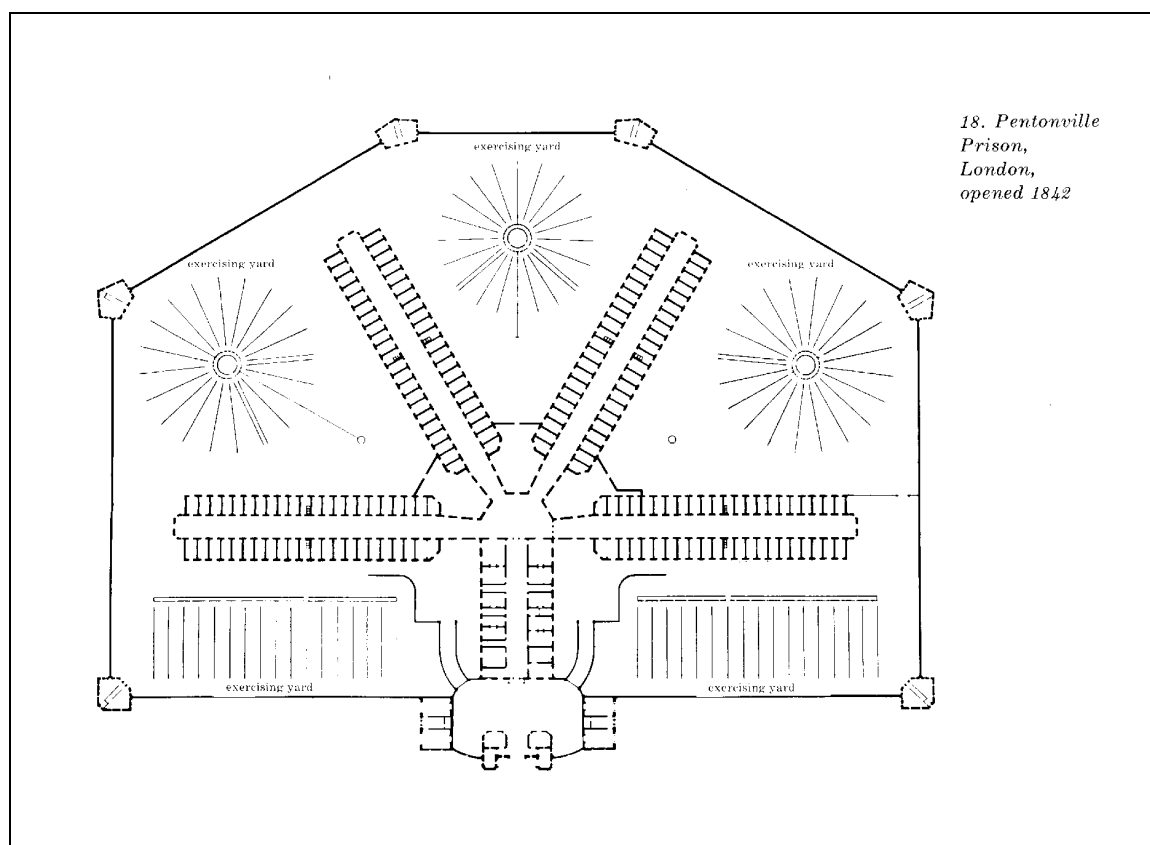


Figure 2.2.1.1 1844 Plan of Pentonville Prison by Captain Joshua Jebb RE

1847 May - Hampton's plans, approved by Governor Denison, were delivered to the Royal Engineers³

¹ BPP Transportation vol 7 & TSA/CO280/199/546, as cited in Brand Papers: Tasman Peninsula, vol 4, Building Structures Q-Z, Site Item Number 423, p.93 Footnote (Brand 4/93 FN1)

² TSA/GO33/57, (Brand 4/93 FN3)

³ TSA/GO33/60, BPP Transportation Vol 9, (Brand 4/93 FN6)

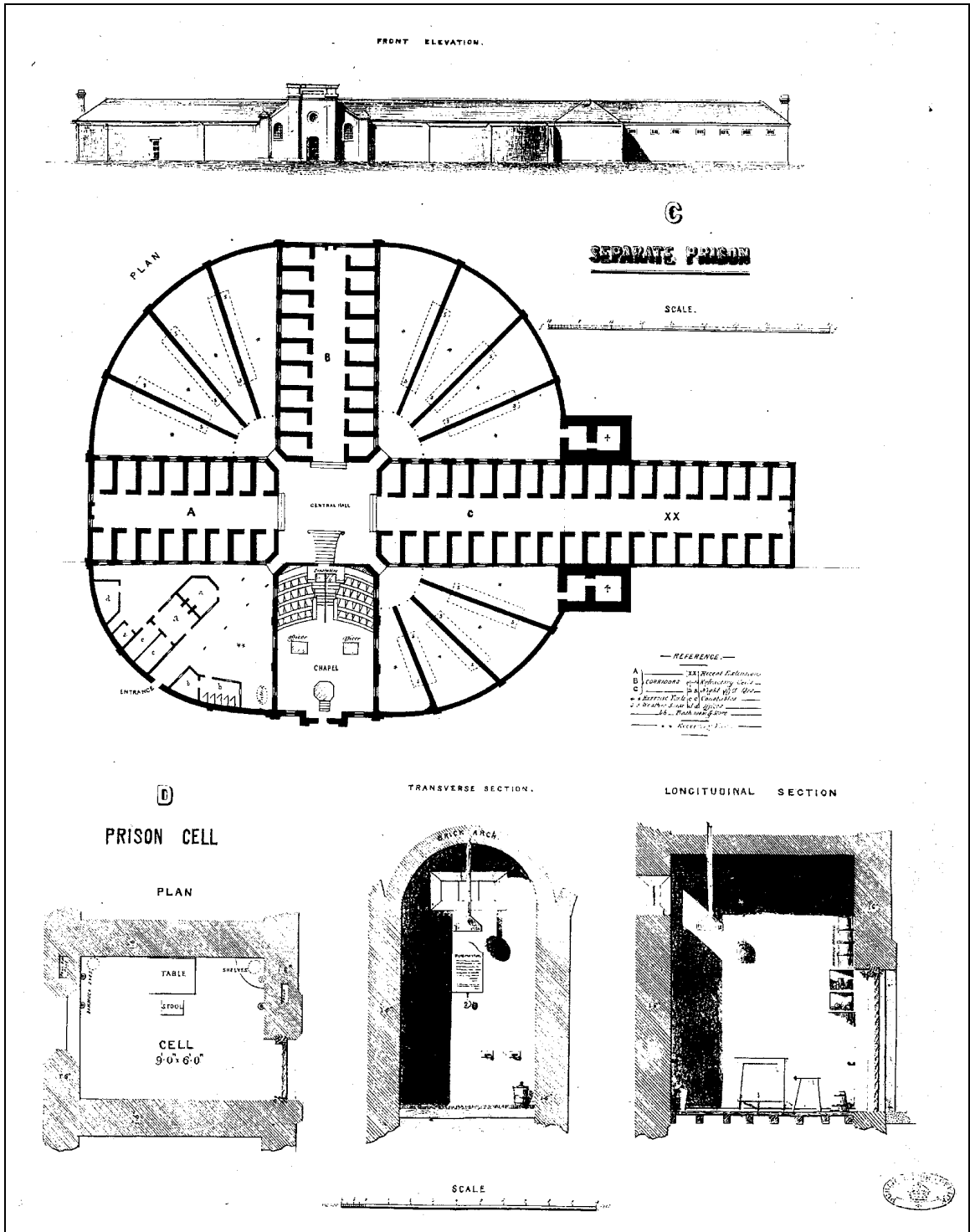


Figure 2.2.1.2
 Early plans and elevations of the Separate Prison. The date of these drawings is not known but they are the earliest drawings available of the Separate Prison at Port Arthur. They are particularly interesting in that they show the plans, elevations and dimensions of the cells.
 (PAHSMA Archive HB MPG 534/3)

1849 July - 18 cells in the Separate Prison in operation. These cells became B Wing. Hampton predicted that 32 would be completed by October⁴ Site evidence suggests that A Wing was under construction and possibly also the lowest stone courses of part of B Wing. The exercise yard between A and B wing appears to have been the first of these yards completed.

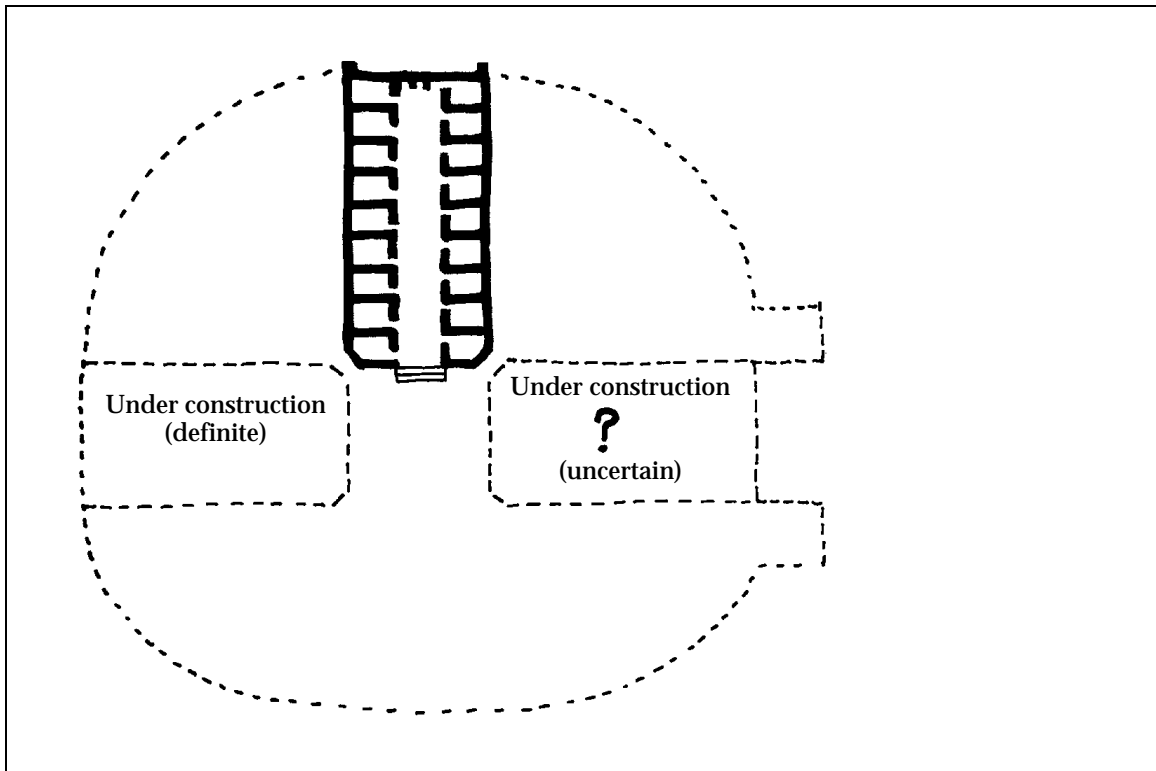


Figure 2.2.1.3 B Wing completed in July 1849

⁴ BPP Transportation, vol 8, (Brand 4/93 FN8)

1849 September – Hampton, concerned about changes to the original plan which included the omission of the chapel, demanded that the original plan be re-instated⁵ His demands appear to have been heeded, and the remainder of the plan was begun.

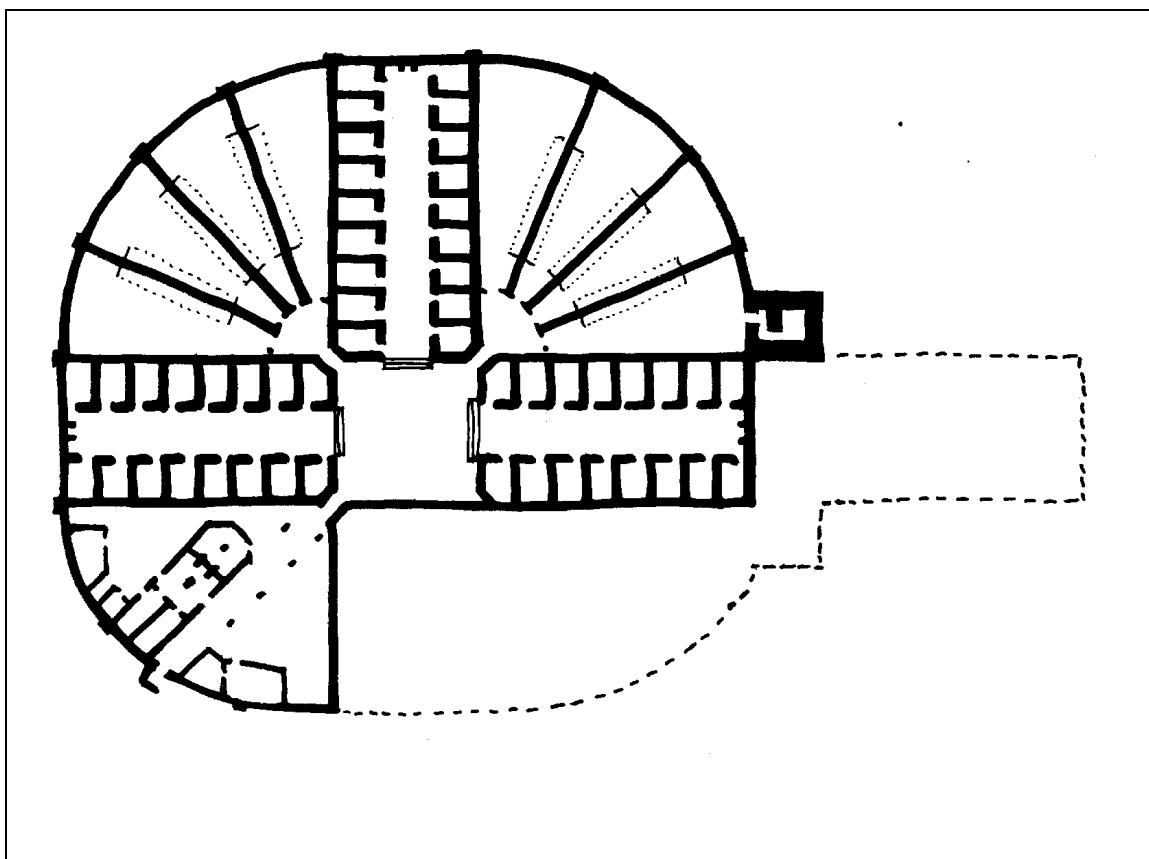


Figure 2.2.1.4 Plan of the Separate Prison before Hampton's intervention - 1849

⁵ TSA/Misc62/21/A1115/7476, (Brand 4/94 FN9)

- 1851 February - Port Arthur convicts were making and fitting Separate Prison furniture and chapel stalls⁶
- 1852 February - Hampton reported that the Separate Prison was completed⁷ It is presumed that the Keeper's Quarters⁸ (shown in position below the Separate Prison in the following Figures) was completed at the same time but there is no record of this.⁹

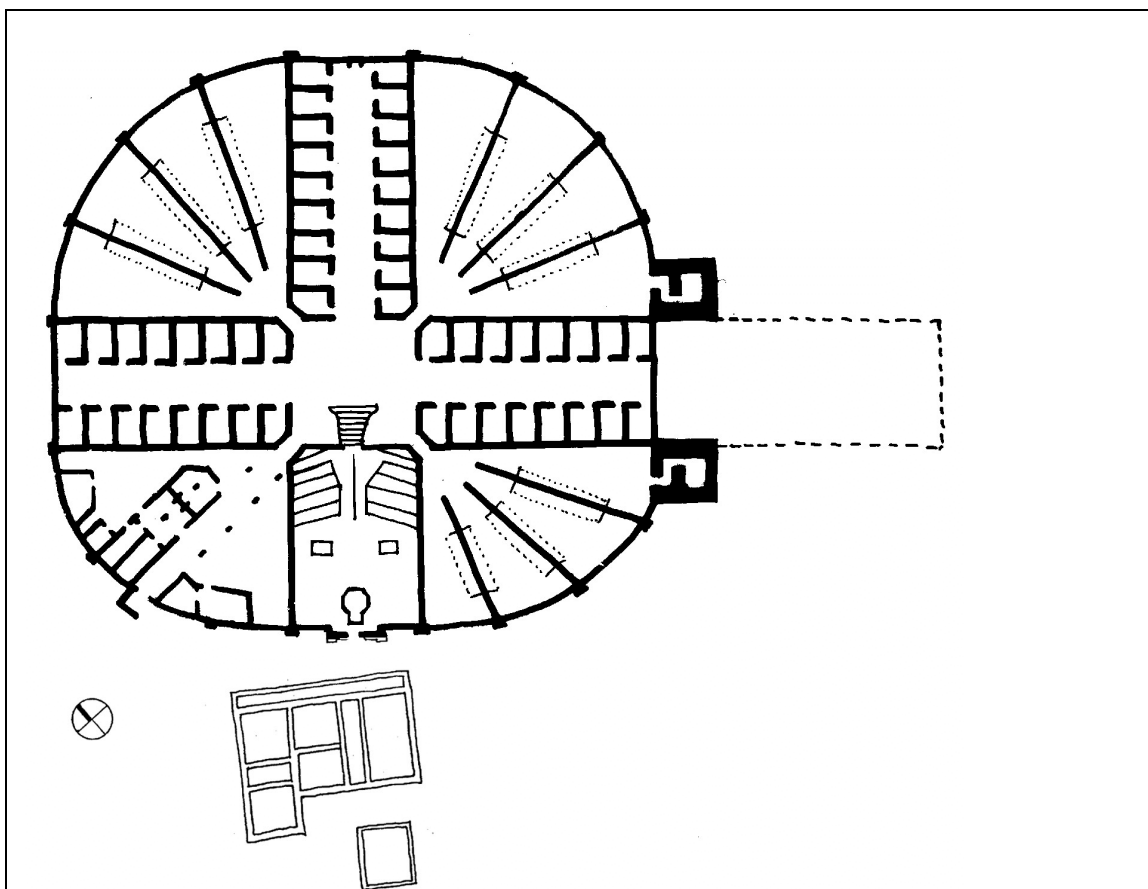



Figure 2.2.1.5 The Separate prison in 1852

←
 Figure 2.2.1.6
 View of the Keeper's Quarters taken
 between 1880 and 1895 (Prison
 Chapel behind)
 (PAHSMA Photo Archive # 1895)



⁶ TSA/CO280/280/706, (Brand 4/94 FN11)
⁷ TSA/CO280/297/717, (Brand 4/94 FN12)
⁸ TSA/CSD7/22/93; HAJ22/1871/127 (Brand 4/12)
⁹ Brand 4/10

- 1852 May - Hampton proposed the construction of 22 new cells at the Separate Prison¹⁰
- 1852 July - Hampton obtained permission from Earl Grey for his proposals¹¹
- 1855 January - Port Arthur Commandant, James Boyd, reported extra 18 cells almost complete¹²

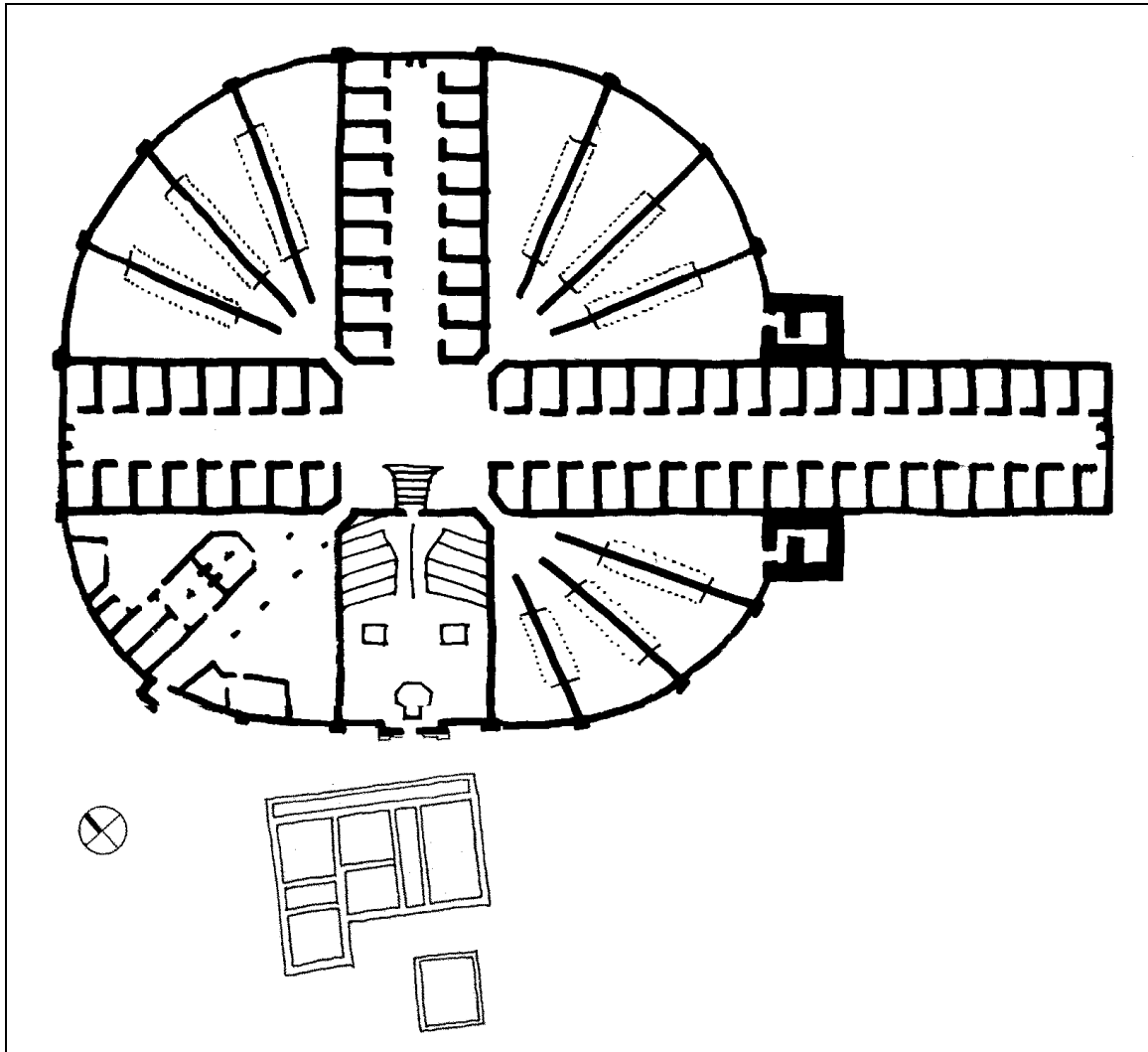


Figure 2.2.1.7 The Separate Prison with C Wing extension completed - 1855

¹⁰ TSA/GO33/76, (Brand 4/95 FN13)

¹¹ TSA/CO280/297/717, (Brand 4/95 FN15)

¹² TSA/GO33/82, (Brand 4/95 FN18)

- 1856 June - Boyd proposed the use of the recent C Wing extension to hold and treat violently insane prisoners¹³
- 1857 October - The Rev. Ryan complained of the ill-treatment of the violently insane convict John Quigley. A special padded cell and exercise yard with garden was built for Quigley at the eastern end of the Prison¹⁴ This yard appears in illustrations and is apparently of a masonry wall.

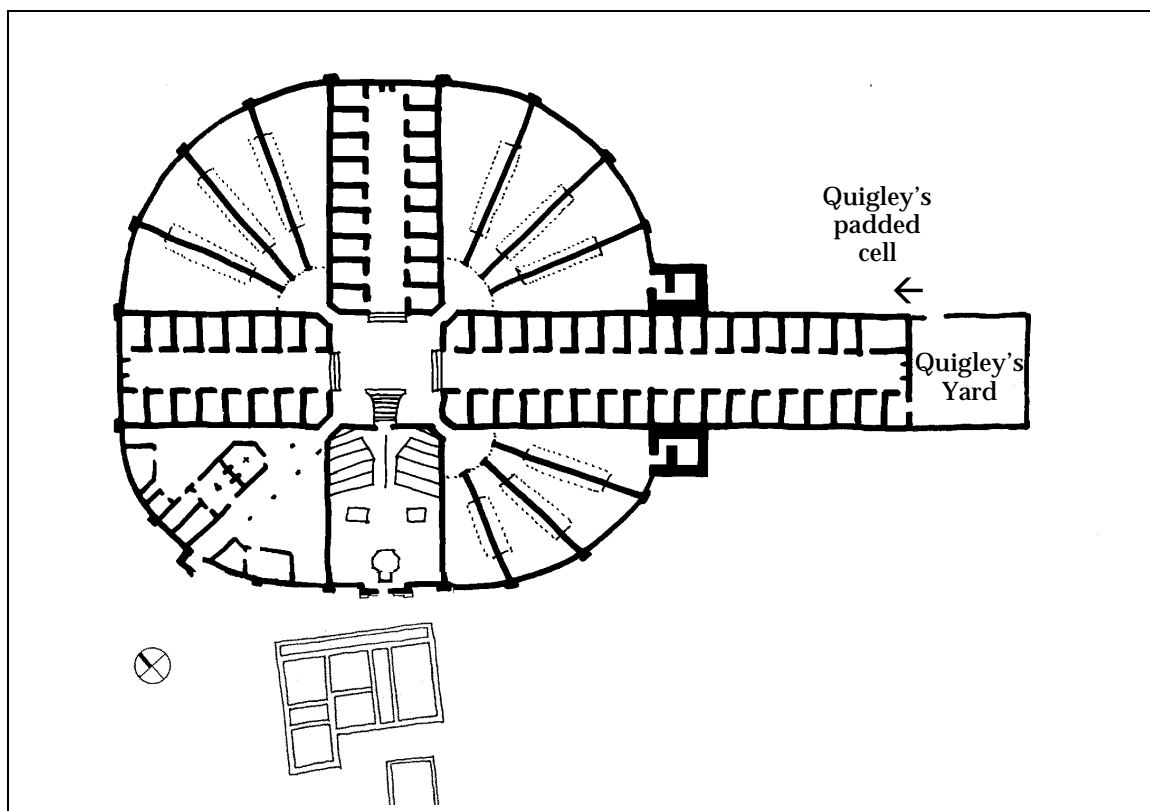


Figure 2.2.1.8 The Separate Prison showing Quigley's Cell and Yard - 1857

¹³ TSA/CO280/335/741, (Brand 4/95 FN20)

¹⁴ TSA/Misc62/5, (Brand 4/132)

1858 August - The whole of C Wing was been blocked off and converted into a “Branch Lunatic Hospital” for 30 insane men with a garden to the north of their wing for exercise¹⁵

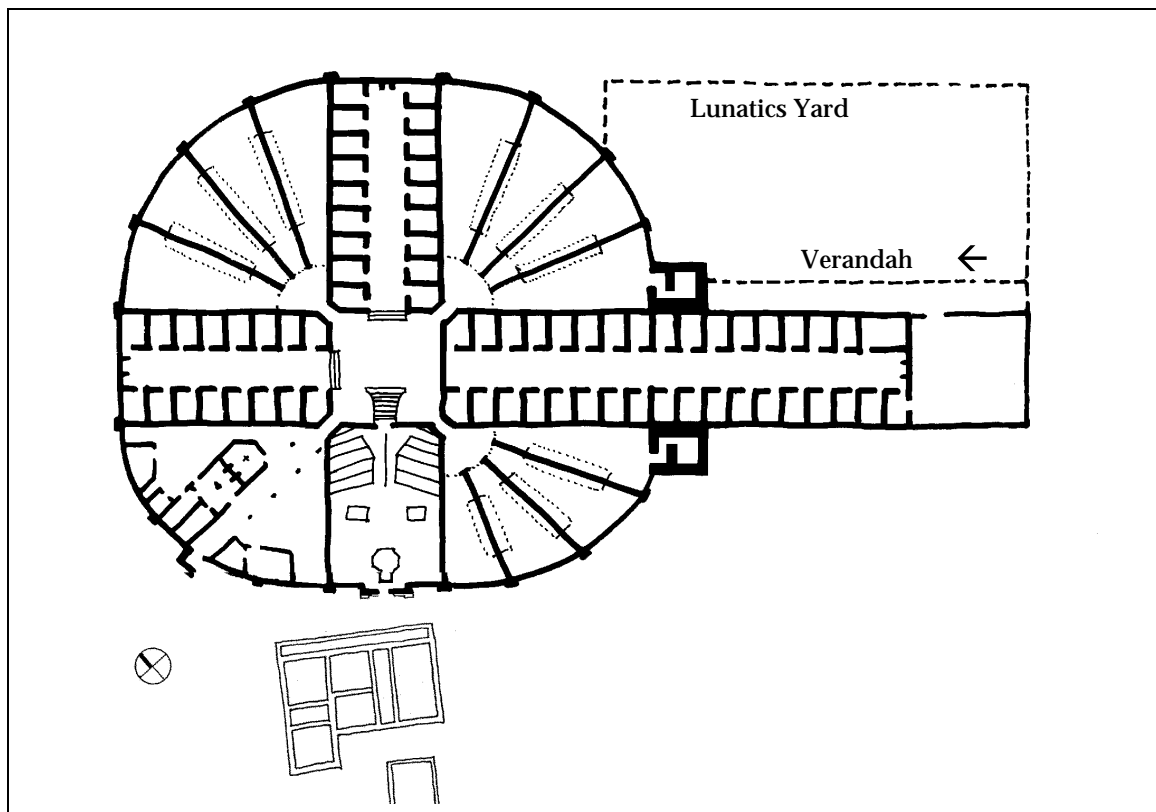


Figure 2.2.1.9 The Separate Prison showing C Wing as the Branch Lunatics Hospital¹⁶ - 1858

¹⁵ TSA/CO280/341/746, (Brand 4/95 FN21)

¹⁶ TSA/CO280/369/1966 (Brand 4/136) – compare also with TSA/CO280/376/1971 (Brand 4/138) where the Commandant states to the Comptroller-General that there are 6 large cells where there exist only 5 in C Wing – the extension was being used as the Branch Lunatic hospital at this time)

1859 August - Due to an increase of “convicts of desperate character” the original section of C Wing was resumed (for separate treatment) and a wall constructed along the line of the original exterior wall¹⁷

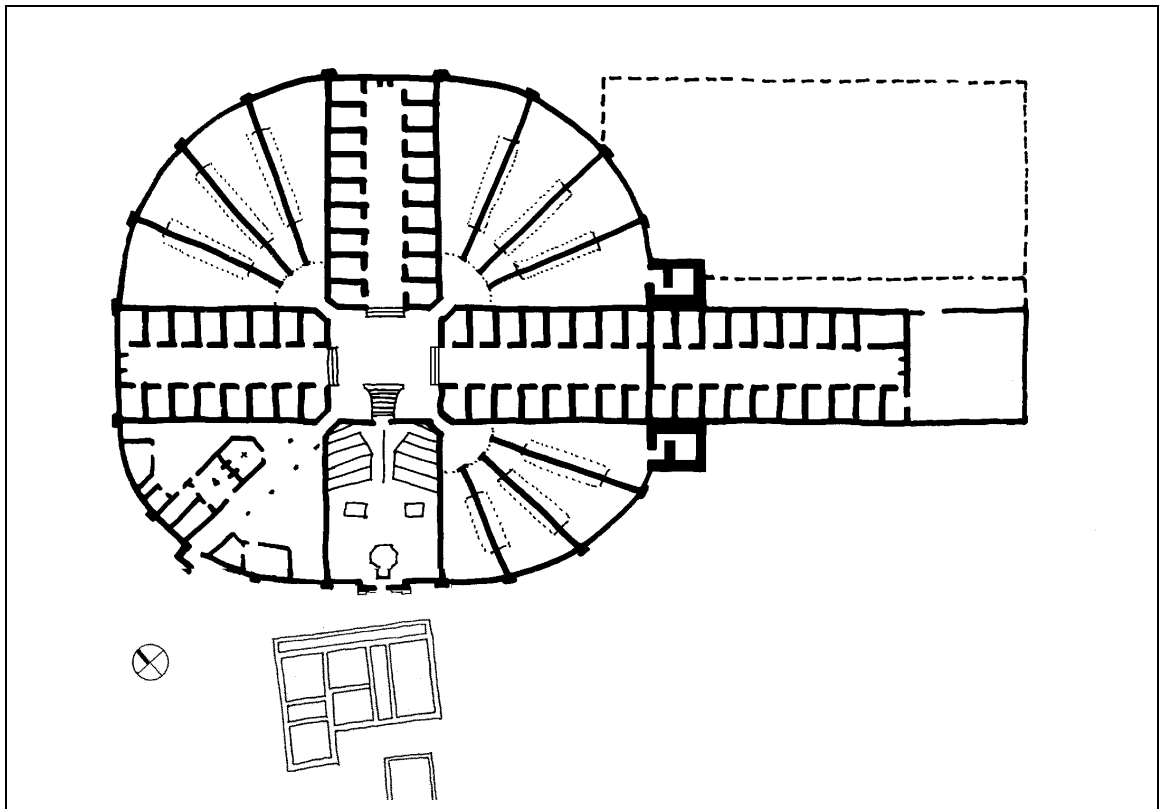


Figure 2.2.1.10 The Separate Prison showing the original part of C Wing resumed for prisoners - 1859

¹⁷ TSA/CO280/344/748, (Brand 4/95 FN22)

1865 5 single cells had been converted into double cells for those incarcerated for 'lengthy periods of discipline'

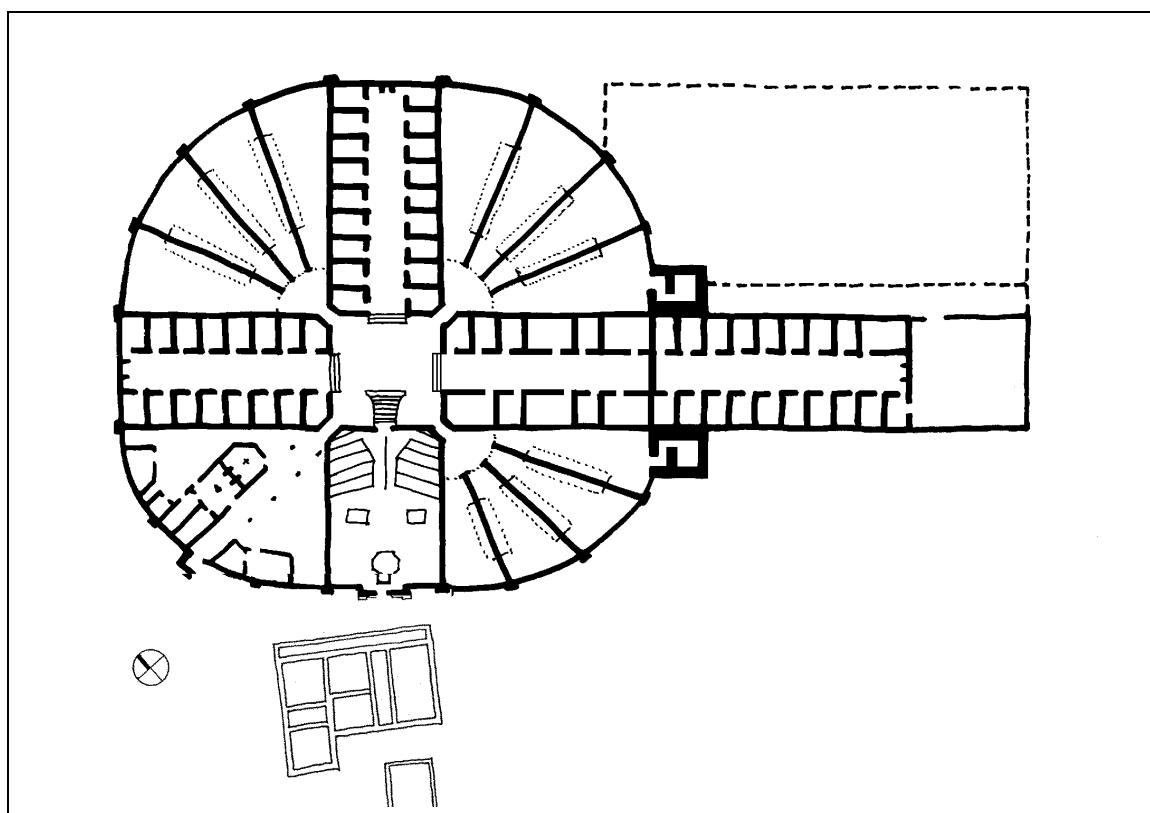


Figure 2.2.1.11 The Separate Prison showing the five double cells - 1865

1866 August - Commandant reports that a palisaded yard has been built to the north of the Prison for difficult, long-term prisoners to exercise in¹⁸.

There is no evidence to explain how these difficult prisoners were taken to and from this Exercise yard securely, nor how this apparent break from the philosophy of 'separateness' from the world impacted on the reforming effect of this prison.

The nature and configuration of the structure within the yard is also not known. It appears to have been of stone and had a hipped roof but only the floor remains. It is not known if the palisaded enclosure had a grilled or other cover.

This structure is still referred to as Quigley's Cage which the reference clearly shows to be an error. Quigley's Yard was, in fact, at the eastern end of the complex as shown in Figure 2.2.2.6

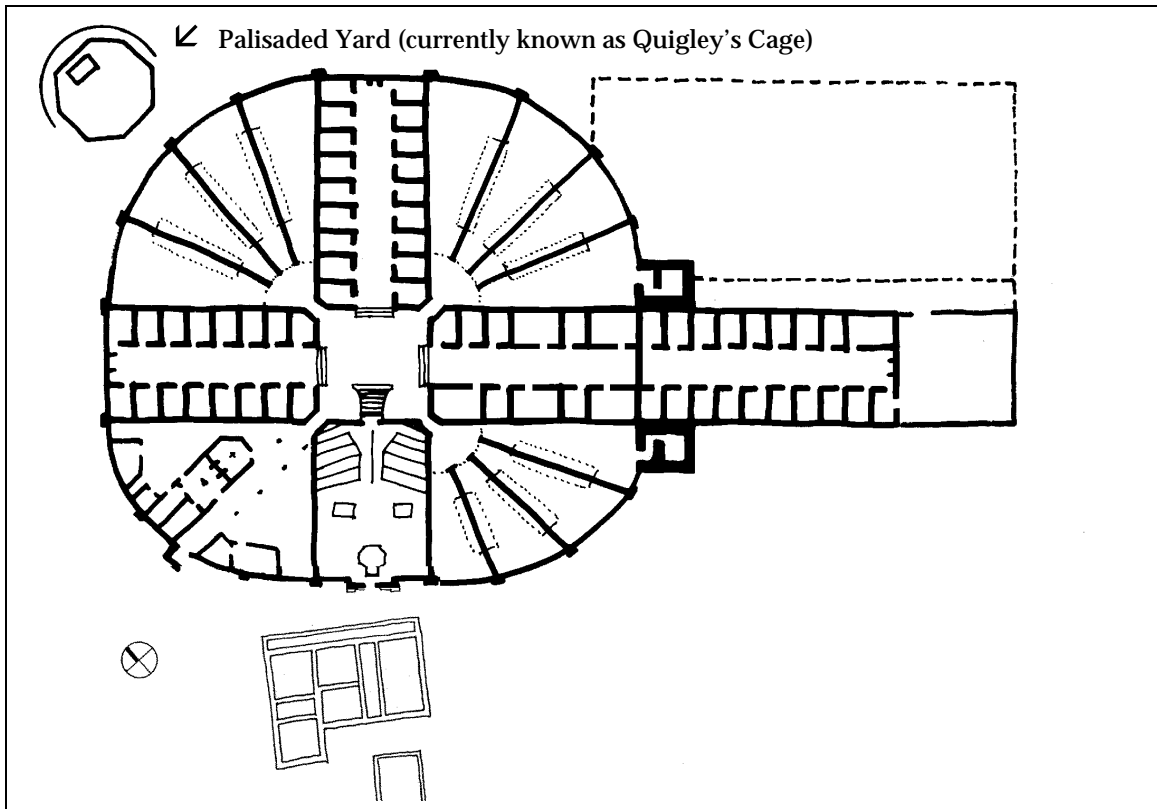


Figure 2.2.1.12 The Separate Prison with the palisaded yard for difficult long term prisoners - 1866



Figure 2.2.1.13 The palisaded yard outside the prison walls (PAHSMA Photo Archive # 1969)




Figure 2.2.1.14 Detail of Figure 2.2.1.13 (PAHSMA Photo Archive # 1969)

¹⁸ TSA/CO280/370/1967, (Brand 4/94 FN23)

1867

The Lunatic Asylum was built to the east of the Separate Prison. This meant the destruction of Quigley's Exercise Yard and the reduction of the size of the Exercise area for the Lunatics. As C Wing extension was no longer required for the Lunatics, the doors of 15 cells in C Wing were blocked off and the corridor used as a workshop¹⁹. Site evidence suggests that the doors to these cells remained in situ during this period and were simply locked.

←
Figure 2.2.1.15
Old map
showing of 1870
showing the new
Lunatic Asylum
next to the
Separate Prison
(PAH SMA
Archive Hm
1870/2)

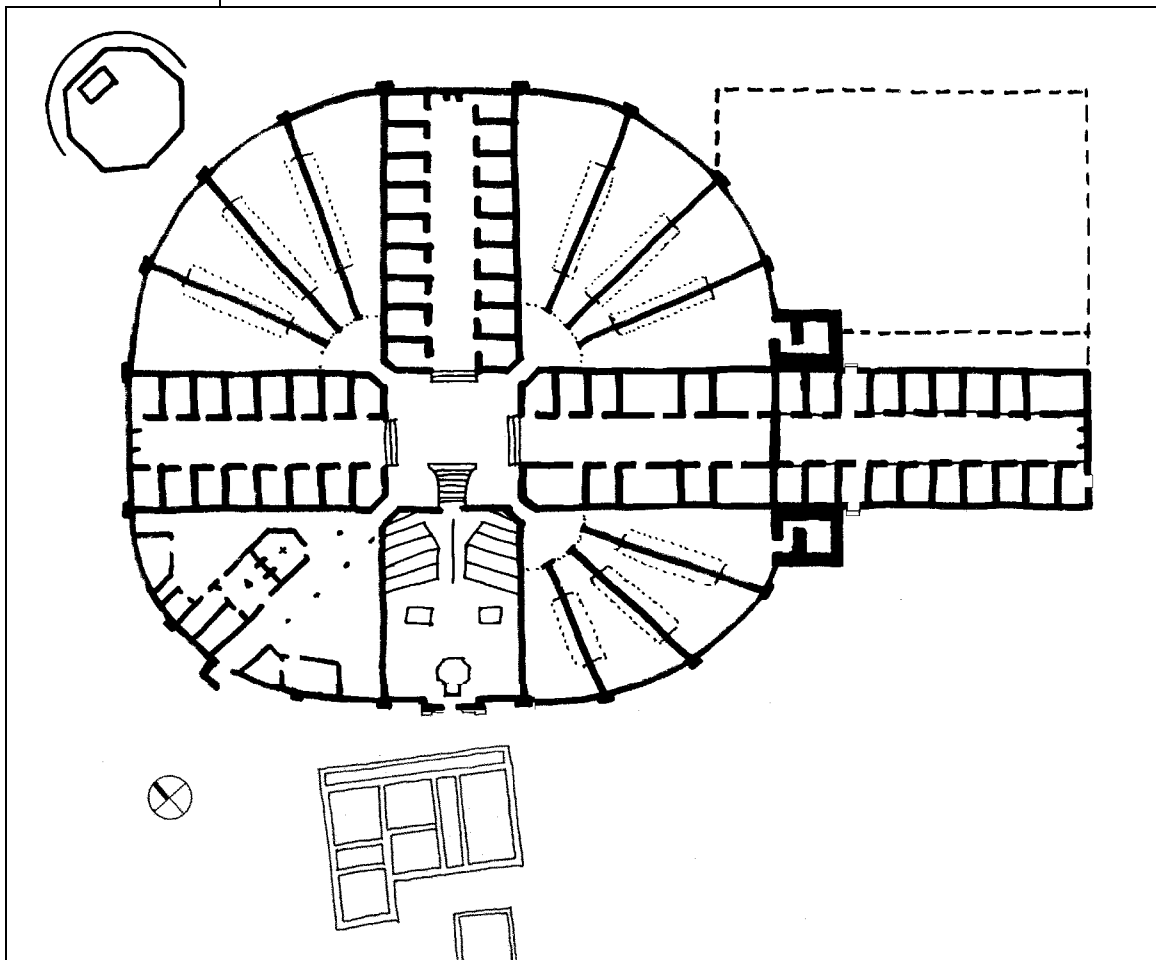
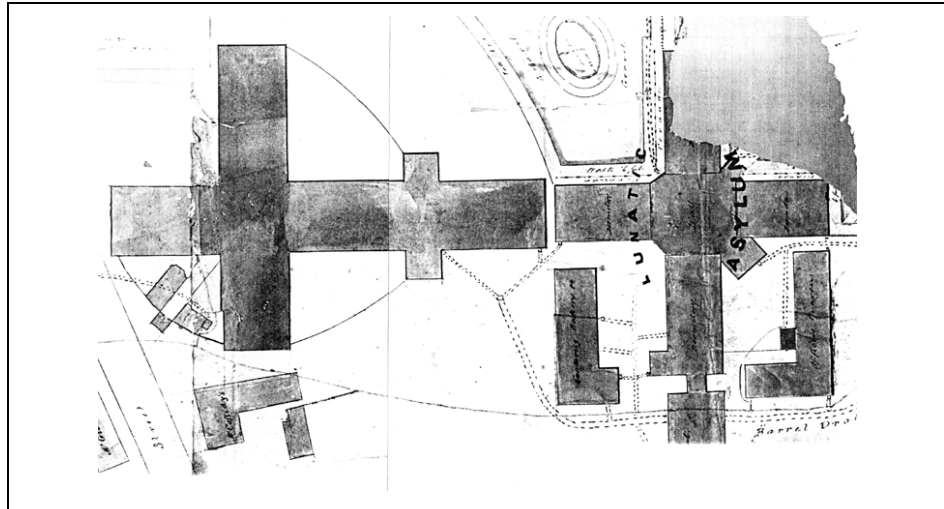


Figure 2.2.1.16 The rearrangement of C Wing and plan of the Separate Prison after completion of the Lunatic Asylum

¹⁹ Mitchell Papers 315, (Brand 4/137)

1867 August - The two central exercise yards between the chapel and C Wing were covered over and converted into workshops for shoemakers and saddlers not under separate treatment²⁰

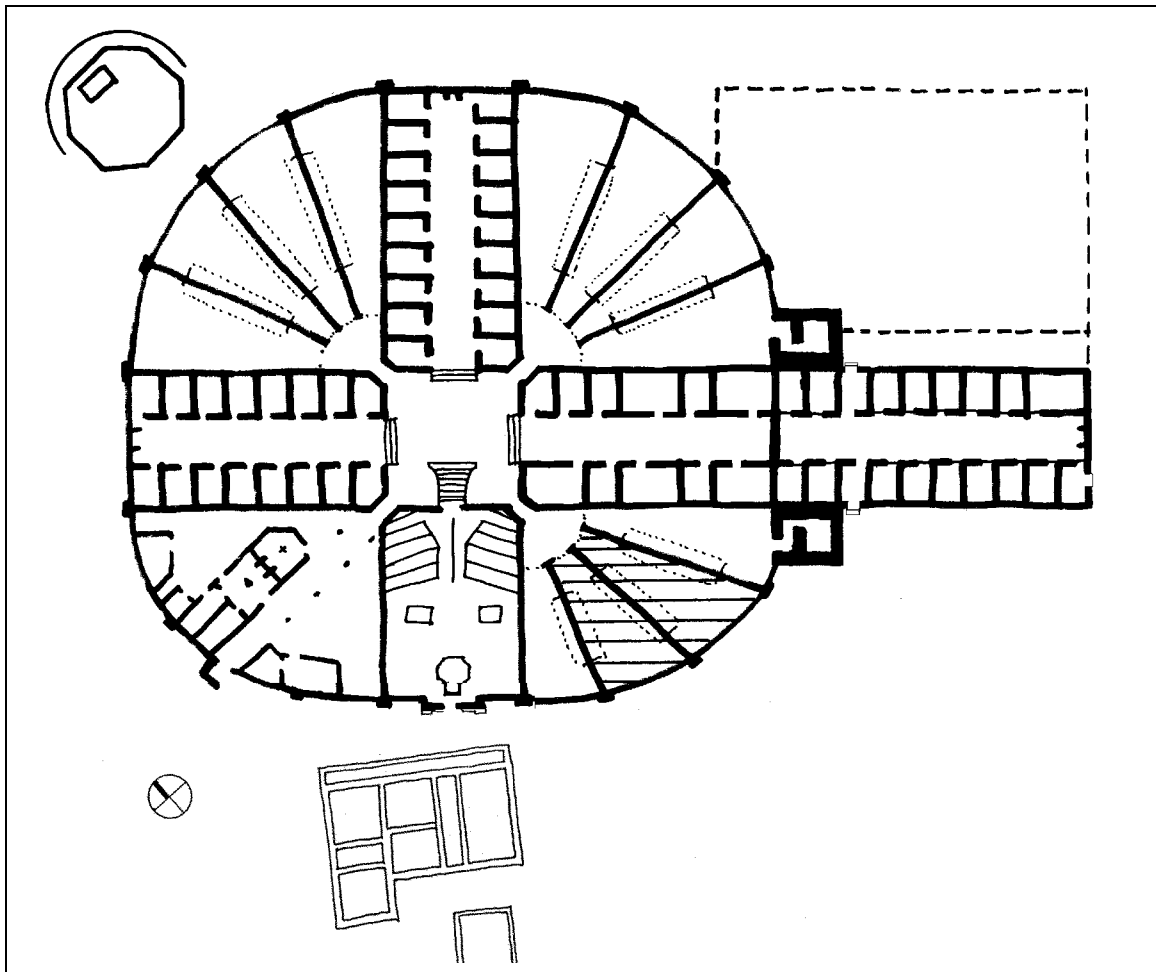



Figure 2.2.1.17 Plan showing the shoemaker's and saddler's workshops

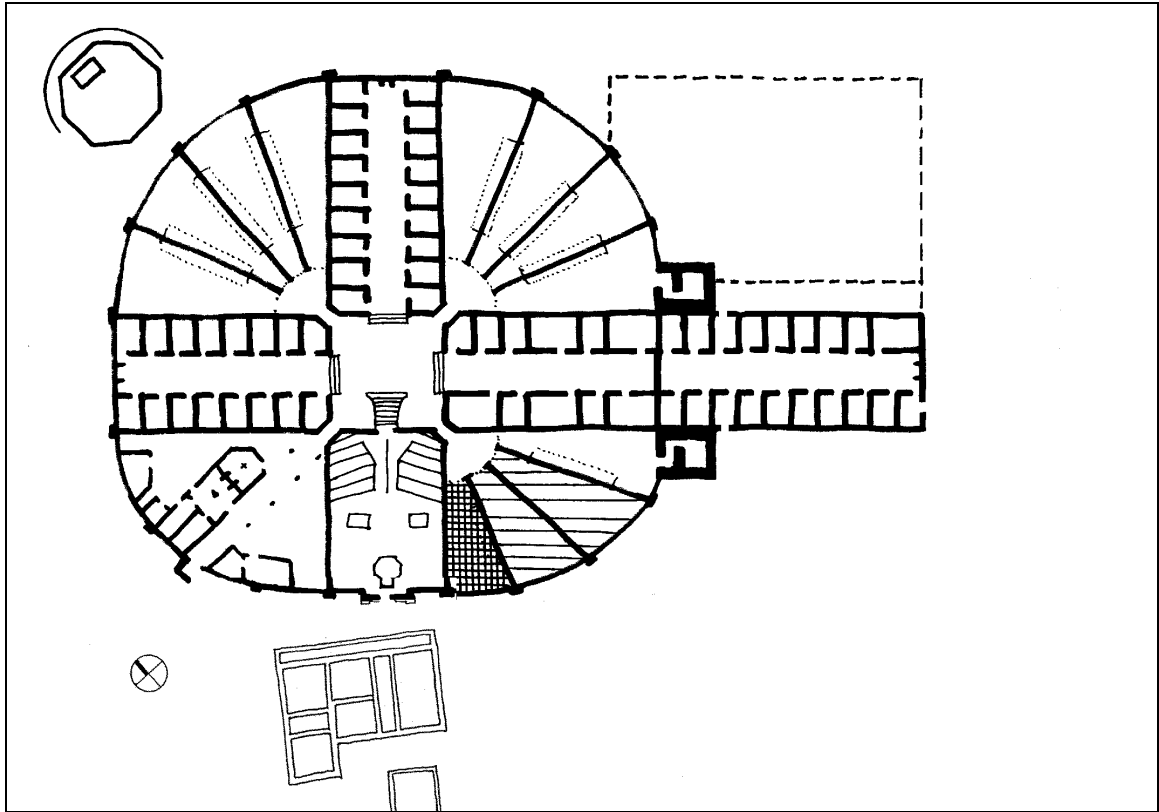
→
Figure 2.2.1.18
View into the
covered
workshops (centre
and left doorways)
PAHSMA Photo
Archive #1217




²⁰ TSA/CO280/372/1968, (Brand 4/95 FN24)

1869 Around this time the Exercise Yard next to the Chapel was covered with a lattice work of iron. In the edition of 23 March 1889 The Tasmanian Mail reported:

Some 20 years ago a convict managed to escape from here by leaping up to the bars guarding the chapel windows and so getting away into the bush. Five days after, however, he surrendered himself, not having tasted food since his escape, but to prevent any possibility of repetition the covering spoken of was placed in position.



↑ Figure 2.2.1.19
Plan showing the covered
exercise yard next to the Chapel
from which the convict escaped



→
Figure 2.2.1.20
Photograph of covered Exercise
Yard next to the Chapel
(PAHSMA Photo Archive # 1247)

1877 April - Last prisoners taken from Port Arthur to Hobart and Port Arthur closes as a Penal Settlement

2.2.2 The Separate Prison since closure in 1877

1877 December - Tourists vandalise the Separate Prison²¹

1884 December - Port Arthur renamed Carnarvon

1889 March - Separate Prison and the Keeper's Cottage was auctioned to Rev JBW Woolnough MHA, possibly in association with two other Carnarvon residents, for £630²²

At some stage after this the Rev Woolnough began to convert the Prison into an hotel, building a private cottage within an exercise yard (end of B Wing and Yard B/C)²³

No plans have been found for the residence that he built or for the hotel that he intended to build, but a photographs taken of the Separate Prison before and after the devastating bushfire of 1895 shows the roof structure of a dwelling (see Figures 2.2.2.1 and 2.2.2.2 below). The dwelling was clearly saved from the fire and must have been removed at some later date. From site evidence it is apparent that new and altered openings in the northern and eastern walls of B Wing were made after the prison closed in 1877. It appears that as part of his alterations he isolated B Wing from the rest of the prison and removed part of the roof, thus the fire did not spread to this section.

Figure 2.2.2.1
The Separate Prison
before the bushfire of
1895 showing the roof
of the dwelling erected
by the Rev. J B W
Woolnough
(Detail from PAHSMA
photo archive 2075)





Figure 2.2.2.2
The Separate Prison
after the bushfire of
1895 showing the roof
of the dwelling erected
by the Rev. J B W
Woolnough.
(Detail from PAHSMA
photo archive 2096)

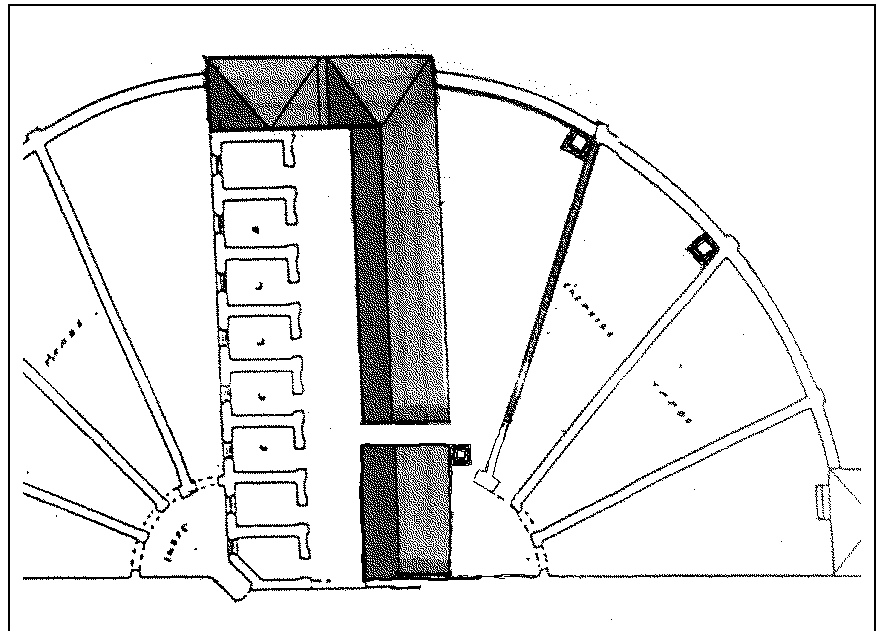


²¹ TSA/CSD10/58/1360, (Brand 4/150)

²² Mercury, (Brand 4/153)

²³ Mercury, Royal Society/RS3/4/2, (Brand 4/156)

Figure 2.2.2.3
 Plan of the roof structure of the Revd. J B W Woolnough's residence at B wing. Note the gap between the cottages - not noticed before. Photographs suggest the existence of chimneys at the edge of the Exercise Yards - no evidence for use. It is assumed that some roofing over the exercise yards may also have been intended but not built by the time of the fire.



1895 January - The Separate Prison was gutted by a bushfire that swept through Port Arthur. The building burned for two days and was completely destroyed. Some fragments of burnt timber still exist in B Wing. The Keeper's Cottage, where Woolnough was storing furniture, was also destroyed. His daughter, Mary, has recounted how she remembers rescuing furniture from this cottage²⁴. After this disaster Woolnough abandoned his plans²⁵



→
 Figure 2.2.2.4
 Photograph of the 1895 bushfire (PAHSMA photo archive 2096)

1926 May - The Scenery Preservation Board constructed a fence around the Prison.
 1927 Carnarvon renamed Port Arthur
 1928 August - The Port Arthur Tourist Association proposed a scheme to roof A Wing and install new doors. The local Improvement Association noted that new lintels had been built, gaps bricked in to prevent the collapse of walls, cells refloored and original doorways re-erected, and that the building was fenced off and could only be entered in

²⁴ Letter from Mary Woolnough to Hudspeth (sic) 7 Aug 1949 (Brand 4/156)
²⁵ Mercury, Royal Society/RS3/4/2, (Brand 4/156)

the company of a guide. Before this it would appear that no joinery or other timber survived in the building.

1930 March to June - One wing of the Prison (possibly A Wing) was reroofed and skylights installed. Brickwork between this wing and the central hall was removed and replaced with an iron grill obtained from elsewhere on site²⁶ This was A wing and the q1930 roof is still extant. The windows either side of the fireplace were also reconstructed. The brickwork mentioned by Brand was built in 1930 and removed and replaced by the grill at some later date. The grill may have been salvaged from the female penitentiary in Hobart.

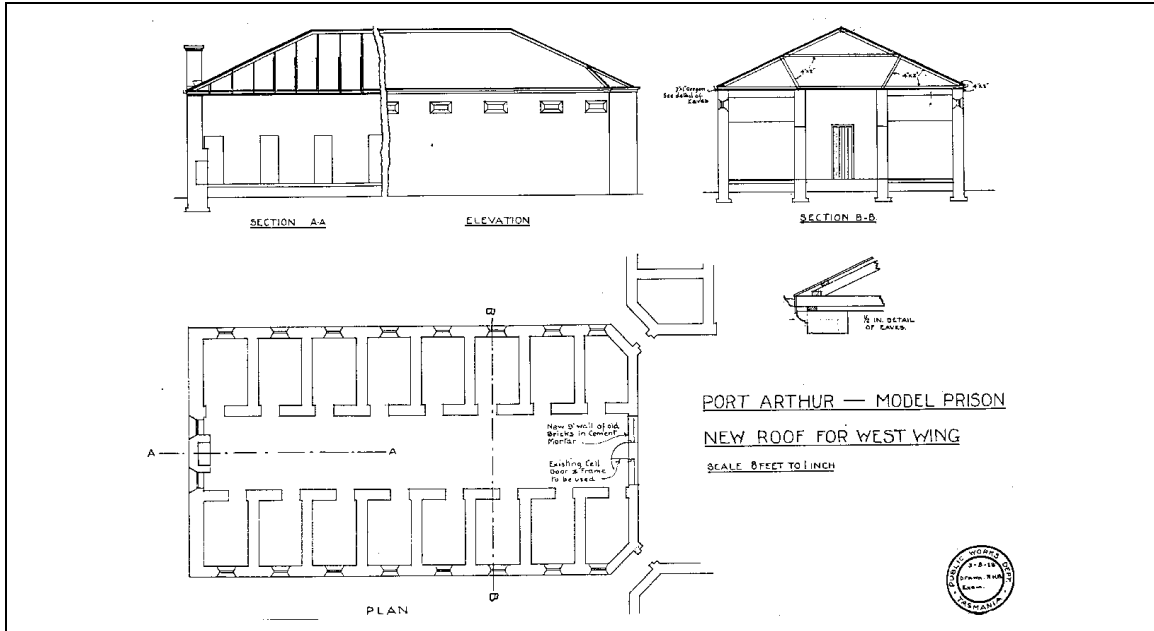


Figure 2.2.2.5
Plan for roof of A Wing - 3 August 1928 (PAHSMA archive HB PWD 8053)



Figure 2.2.2.6
Interior of A Wing roofed and with the iron grill into the Main Hall. Note also the Prison Bell beyond the grill (PAHSMA photo archive 2170)

²⁶ (Brand 4/156)

- 1944 August - Lands and Works Minister Brooker authorises further restoration of the Prison²⁷ It may have been at this time that the entry structure between A wing and the Chapel wing was erected.




Figure 2.2.2.7 1944 (?) Entrance to Separate Prison before reconstruction of the original outer entrance (PAHSMA photo archive 2096)

- 1955 May - Visitor entrance removed to the edge of Yard D/A and Yard wall rebuilt²⁸
- 1963 October - Dumb cell illuminated by a light bulb, and augmented by “a more authentic bolt”²⁹
- 1964 April - £995 spent on conservation. Chapel pulpit removed to Hobart to protect it from vandals³⁰ It is not known if this was the original pulpit or the one which is now in the chapel.
- 1966 November - Two Prison cells fully restored with others to follow
- 1966 June - Central yard, south east yard and chapel re-roofed and restored³¹
- 1971 Management of Port Arthur transferred to Parks and Wildlife Service
- 1979 Interpretation boards installed based on the work of Ian Brand³²
- 2000 March – publication of the Conservation Plan for the Port Arthur Historic Site³³

²⁷ Port Arthur Board Minutes, (Brand 4/157)

²⁸ Scenery Preservation Board Minutes, (Brand 4/158)

²⁹ Tasman Peninsular Board Minutes, (Brand 4/158)

³⁰ Tasman Peninsular Board Minutes, (Brand 4/158)

³¹ Tasman Peninsular Board Minutes, (Brand 4/158)

³² National Parks and Wildlife Service

³³ Godden Mackay Context, *Port Arthur Historic Site Conservation Plan*, March 2000

2.3 Comparison with other prisons

2.3.1 Australian Prison Design

In retrospect it is easy to see significant continuity between British and Australian prisons throughout the first half of the nineteenth century, emphasising as they did most of the principles espoused by John Howard and other prison reformers at the end of the eighteenth century. And in this period there was indeed a steady refinement of prison design and technology with regard to surveillance, instruction, labour and punishment.

However, prison policy makers and designers of the time witnessed what to them was an abrupt change in the late 1830s and early 1840s. For the twenty years since its formation in 1816 the Society for the Improvement of Prison discipline (SIPD) had reflected general antipathy to solitary confinement¹. In the place of solitary confinement the reformers of the SIPD substituted three rejuvenated penal ideas. The first was classification, a system which attempted to break down prison subculture and promote criminal reform by only allowing prisoners of like sentence and disposition to associate. The second was inspection of a far more pervasive kind than previously practised and which called for new radial prison design. The third idea was the widespread deployment of minutely regulated hard labour for the purposes of reform and punishment, including most notoriously the tread wheel².

The development of these ideas in Britain occurred at the same time as Australian authorities were seeking designs for new secondary penal establishments. Not surprisingly, and with local variations on the use of solitary confinement and the implementation of classification, SIPD rules became the model for Australian prisons beginning in the 1820s and gathering pace through the 1830s³. However, at the same time as the ideas of the SIPD were becoming the Australian standards, they were declining in influence in Britain. Concern that classification allowed prison subcultures to flourish turned the attention of British prison reformers to those American penitentiaries which practised separate treatment⁴. Some of the ideas of American designers had already filtered through to Australia directly⁵. But it took the construction of Pentonville Prison in 1842 to bring the separate system to Australia.

While the separate system brought many pre-existing features of prison ideology and technology to a new pitch of efficiency, the separate system also contrasted with what had gone before, including SIPD prison designs, in its extreme efforts to eliminate all physical, verbal and visual association between prisoners. The achievement of this goal required marked changes in cell and building design, disciplinary systems and how instruction and labour were undertaken. For example cells were characteristically smaller because they were only required to house one prisoner at a time, wing design was altered to permit easier surveillance, a swath of new infractions and corresponding punishments were developed to maintain silence and separation while traditional corporal punishments were abandoned, instruction and those who dispensed it were accorded a higher status in prison life, and labour was less rigorous and could no longer be used as a punishment because only tasks that could be performed in-cell were allotted.

The implication of this relatively dramatic penological change for any comparison between the Separate Prison at Port Arthur and Australian penal buildings inspired by alternative penologies is clear. The Separate Prison is significant because, as explained

¹ Ignatieff, M., *A Just Measure of Pain: the Penitentiary in the Industrial Revolution, 1750-1850*, MacMillan, London, 1978, p152

² Evan, R., *The Fabrication of Virtue: English Prison Architecture, 1750-1840*, Cambridge University Press, 1982, pp260-307.

³ Semple-Kerr, J., *Out of Sight, Out of Mind: Australia's Places of Confinement 1788-1988*, SH Erwin, 1988, p37.

⁴ Ignatieff, op.cit., p193-196

⁵ Semple-Kerr, op.cit., p42.

elsewhere, it epitomises many of the key elements of nineteenth century penology. However, it was also a major departure from what immediately preceded it. This significance is enhanced when we acknowledge that while trends encapsulated by the Separate Prison continued to be the basis of penology into the twentieth century, the ideas that Prison was designed to supercede, including classification and hard labour, continued to influence prison design in Australia long after the Pentonville separate treatment system had ceased to be copied⁶. A parallel can be drawn with Jeremy Bentham's Panopticon insofar as this design encapsulated and heightened the principles then prevailing in global penology, and was to continue to influence institutional design into the twentieth century, but was repeatedly overlooked by prison authorities in favour of less rigorous and controversial designs. In short the place of the Separate Prison in Australian prison design is that of a radical experiment refining and projecting some of the key trends in global and Australian penology, but at the same time not fitting comfortably within the mainstream of Australian penology.

2.3.2 Separate Prisons in Australia and Elsewhere

As explained elsewhere, Port Arthur's Separate Prison and the regime of separate treatment that it was designed to implement had a wide variety of penal antecedents. In contrast the proliferation of separate prisons in the 1840s and 50s was characterised by remarkable conformity of design. However, it was the implementation of the silent system throughout the whole prison which sets Port Arthur's Separate Prison apart from the others. A Military Prison was set up at the Anglesea Barracks in Hobart and the Victoria Barracks in Sydney which adopted many of the same methods of dealing with prisoners (as opposed to convicts)⁷. Badges were worn and the silence was imposed; but the separate treatment of the Separate Prison does not seem to have been imposed by the use of hoods, distance and stalls in a chapel. (Indeed there is no mention of religious instruction to military prisoners)

Idealism characteristic of the 1840s, as well as what was seen at the time as the initial success of Pentonville, ensured that the Pentonville design was copied without significant amendment across Britain. By 1850 ten new separate prisons had been built⁸ and by 1860 the rebuilding of Britain's prison's according to the Pentonville model was complete⁹. The point has been made that many of these prisons had grand facades precisely because there was such limited scope for architects to amend the standard plans¹⁰. Despite this monotony of design separate prisons were popular enough to inspire an International Penitentiary Congress in Frankfurt in 1846.

The uniformity which characterised separate prisons in Britain and elsewhere was also to be seen in Australia. Most of the fittings and furniture, and of course, disciplinary systems, adopted at the Port Arthur Separate Prison and the Fremantle Gaol, and after 1865 at the Berrima Gaol, were almost identical to those used in London and elsewhere in the UK¹¹. While these prisons still exist, most of the physical evidence for the separate system of the treatment of prisoners has been removed with the exception of parts of Lincoln Gaol in the UK which had Separate Cells built into the Gaol (which itself was built inside the ancient Lincoln Castle). Of these elements only the chapel remains for comparison with the Separate Prison at Port Arthur (see Figures 2.3.2.1 and 2.3.2.2).

⁶ *ibid*, pp105-110

⁷ Morrison Crawford Cripps Wogman Architects Military Gaol at Anglesea Barracks Hobart – Conservation Analysis 1989

⁸ Ignatieff, *op.cit*, p197

⁹ Evans, *op.cit*, p369-70

¹⁰ *ibid*, p384

¹¹ Brand, I., The Separate or Model Prison, Jason Press, Hobart, 1975, p17.




Figure 2.3.2.1

Interior of Lincoln Prison Chapel in the UK with separate stalls of the Separate Prison (the only other known surviving example in the world)



Figure 2.3.2.2

The reconstructed stalls in the Chapel of the Separate Prison at Port Arthur, Tasmania

There are notable differences in design between the Separate Prison at Port Arthur and elsewhere. Influenced in part by the fact that inmates of the Separate Prison were long term, refractory convicts and not the younger probationers for whom Pentonville was designed, the former prison had smaller less commodious cells than the latter¹². The Separate Prison at Port Arthur is the first of this style to be built in the Pentonville style albeit in a simplified form and with certain modifications by Hampton. These set it quite apart from any other place of incarceration within the British system. Kerr writes:

Unlike their English models, the Port Arthur cells were 9ft x 6ft. If this appeared generous by past [Tasmanian] standards it must be remembered that the function intended for the Port Arthur Separate Prison was not the usual sleep-in-work-out routine, but a stringent Separate System similar to Pentonville and of an even more punitive and solitary character. Under this regime convicts were to remain in their cells day and night and to labour in them as well. For such purposes Jebb and the Inspectors had specified cell dimensions of 13ft x 7ft. In his report of June 1847, Jebb had approved

'... a proportion of cells about 9ft x 6, or from that size to 11ft x 7 for the purpose of subjecting a prisoner to a few weeks of entire separation.' Armed with this 'precedent' Hampton adopted 9ft x 6 as a standard dimension for all his cells choosing to ignore the context which made reasonably clear that the smaller dimensions were for cells for boys.

When to this is added the substitution of night tubs on the cells of Port Arthur for the water supply and water closets in the Pentonville cells, as well as the absence of any form of heating in a climate not much less rigorous than London, is seems not unfair to regard Hampton's claim that the cells were constructed on the Pentonville plan as disingenuous. However he was accurate in his claim that each cell was furnished 'with a hammock, table, stool and cupboard precisely similar to those in use at Pentonville'.



SEPARATE CELL IN PENTONVILLE PRISON.
WITH HAMMOCK SLUNG FOR SLEEPING, AND LOOM FOR DAY-WORK.

¹² Semple-Kerr, op.cit., p65

Unlike Pentonville, but in line with most other Australian gaols, regardless of their penological inspiration, the Separate Prison also had dark and dumb punishment cells. Like other features of the Separate Prison the dark and dumb cells brought solitary punishment to a new level of efficiency, moving well beyond (although not replacing) Port Arthur's wooden solitary cells, and the single-doored stone or brick punishment cells at other Tasman Peninsular penal stations (especially the Coal Mine)s , with technology that ensured a complete deprivation of light and sound¹³.

Clearly then, the significance of the Separate Prison in relation to other prisons for separate treatment is two-fold. It demonstrates both the homogeneity of the separate treatment ideal as it was applied around the world, and it shows what adaptations were necessary to allow the Separate Prison to meet local needs.




Figure 2.3.2.3
Comparison of the cell sizes at Pentonville and the Separate Prison at Port Arthur (J S Kerr, Design for Convicts, 1984, p.163)

Fig 231 Plan and sections of Pentonville gaol cells from Genl. Report of the General of Prisons Report, 1844

Note: Pentonville cell plan redrawn to the same scale as the Port Arthur cell

Fig 232 Plan and sections of Port Arthur, VDL Separate Prison cells. Original held PRO MP6537

¹³ Brand, I., Separate Treatment Cells - 411A, in, Collected Papers on Port Arthur

2.3.3 The Australian Gaols

Chronologically, the Separate Prison appears right in the middle of the major gaol building years of the 19th century. Stylistically it resembles most of them in its spare, classical lines. Its morphology follows the Pentonville Prison principles that were themselves successors of Jeremy Bentham's design for a Penitentiary Panopticon of 1790. Captain Joshua Jebb who designed Pentonville, had the backing of the government which embarked on a campaign to promote this design. J S Kerr notes:

So successful was Jebb's government-backed propaganda that convict administrators, like Comptroller General Hampton, were inclined to reassure colonial governors that work under construction was 'upon the Pentonville plan' even when the differences were more pronounced than the similarities. Hampton ... and James Boyd ... were the earliest Pentonville system disciples in the Australian colonies¹⁴

The Separate Prison is unique in being the only Prison built to this design within what was already a Prison. Elsewhere, as may be seen from the chart following, prisoners were held in separate cells or sometimes blocks, often only at night, as they were required to work outside during the day. The Port Arthur Separate Prison, on the other hand, was a prison of solely solitary confinement cells, the surrounding Port Arthur establishment being the equivalent of the less severe treatment.

Separate cells (or apartments) had arisen as a result partly of the work of the Society for the Improvement of Prison Discipline (SIPD) and partly for the need to keep prisoners apart at night due to the well-documented prevalence of homosexual activity. Before the cessation of Transportation in 1850 there had always been more prisoners than single cells. After this date the situation gradually eased and most prisons became places of separate cells. Kerr again states¹⁵

Separate apartment was the name commonly given to single cells in which convicts in their primary term of labour, and certain others, were supposed to be kept.... Unlike cells upon the Separate system these colonial apartments were only used as sleeping units, the convicts being subjected to labour in gangs during the day. The arrangement was, in fact, closer to the American Silent System, without the silence, than to the Separate System to which the penal administrators continued to pay lip service.

The 'Separate Prison' at Port Arthur is unique in Australia in that it also operated this 'Silent System' (which was the core of the Separate System) throughout its life as a penitentiary.

Most prisons also had Silent or Dumb Cells where offending or violent prisoners were placed for solitary punishment. As noted earlier these very effectively rendered the prisoner with sensory deprivation of all but touch and smell. The two dumb cells at Port Arthur were added in 1852.

The following chart summarises the type and dates of the major prisons of the era contemporary with the Separate Prison at Port Arthur. And although it shares characteristics with many others of its time, it is the only one to have operated the Silent System so effectively and so completely.

¹⁴ Semple-Kerr, op.cit. p160

¹⁵ Semple-Kerr, op.cit. p147

AUSTRALIAN GAOLS AND PRISONS – pre Pentonville						
Place	Built	Closed/ Demolished	Type	Separate cells	Silent system	Solitary (Dumb)cells
Kingston & Arthurs Vale Historic Area, Norfolk Island	1788-1814, <u>1825-1855</u> , 1856-present)	C 1856	Penitentiary			Y
Anglesea Barracks, Battery Point TAS	1811-1822, 1824-c.1840, <u>1847-1870</u> , 1870-1901, 1901-1918 Military Gaol, 1846/47	C Museum 1980	Military prison, 2 levels, 12 prisoners	Y		
Richmond Gaol Historic Site, Richmond TAS	1825	C ?				Y
Maria Island Convict Sites TAS	1825-1830, 1842-1851	1825-1830 abandoned in 1832 at opening of Port Arthur. Abandoned again in 1852	Probation system 1846 – Separate Apartments	Y - at Long Point formerly Point Leseur		Y - at Long Point formerly Point Leseur
The Round House, Fremantle WA	1830-1831	C 1934	Gaol, panopticon	Y		Y
Coal Mines Historic Site, Saltwater River TAS	1833, 1840s	C 1848	Probation system, Penal colliery	Isolating convicts		Y
Darlinghurst Gaol, Darlinghurst NSW	New plan by Mortimer Lewis, 1835	C 1912 – now Sydney TAFE	Radial (based on Panopticon)	Y		Y
Parramatta (third) Gaol, Parramatta NSW	1835-1842	Still in use	Radial (based on Panopticon)	Y		Y
AUSTRALIAN GAOLS AND PRISONS – post Pentonville						
Place	Built	Closed/ Demolished	Type	Separate cells	Silent system	Solitary (Dumb)cells
Pentonville UK	1843	Operating	Prototype by J Jebb	Y		Y
Buildings MQVB16 & VB56, Victoria Barracks, Paddington NSW	1847-1849	C 1870 – now Army HQ for NSW	Military prison, compare Anglesea Barracks	Y		
Separate (Model) Prison, Port Arthur, TAS	1849 – 1855	C 1877 - Museum	Pentonville model – cruciform	Y	Y	Y
HM Training Prison (former), Geelong VIC	1849-1864	Operating	Pentonville model – cruciform plan	Y		Y
Old Melbourne Gaol, Melbourne VIC	1851-1864	C 1923 - Museum	Pentonville model – cruciform plan	Y		Y
HM Prison (former), Castlemaine VIC	1857-1861	C	Pentonville model - radial	Y		Y
HM Prison, Beechworth VIC	1857-1864	Still operating	Panopticon principle - radial	Y		Y
Pentridge Prison, Coburg VIC	1858	C	Pentonville model – cruciform plan	Y		Y
Fremantle Gaol, Fremantle WA	1859	C 1991	Jebb's Portland Prison model	Y – night only		Y
J Ward (Ararat Asylum), Ararat VIC	1859-1862	As goal until 1886, then Lunatic Asylum	Pentonville model	Y		Y
Bendigo Prison Complex (Sandhurst Gaol), Bendigo VIC	1861-1864	Still operating	Pentonville model	Y		Y

Lunatics

The Separate Prison was also used for a time as an Asylum for the criminally insane. Ararat Gaol (VIC) was converted in 1887 into a special facility for the criminally insane also. No other prison has been identified in this study as having had this use.

2.3.3 Conclusion

The Separate Prison is unique in Australia in bringing together and implementing the ideas which were fundamental to most nineteenth and twentieth century penologies (namely those of the complete separation of prisoners (in contrast to the dormitory accommodation of previous times)) and as being the only prison which operated the Silent System throughout its period of operation and continued to do so long after the effects of this inhumane treatment had been recognised.

It is also rare in being one of the few prisons to be specifically altered to hold prisoners who were insane.

Similarly, while the Prison clearly demonstrates the homogeneity of separate prison design, it also provides detail on the extent to which this design was altered to suit local conditions – simplified design and the use of smaller cell sizes and later to accommodate lunatics. That the Prison and its original configuration should also remain largely extant when so many of its counterparts have disappeared or undergone significant modification only adds to the Prison's significance and rarity.

2.4 ARCHAEOLOGICAL SURVEY

To assist with the understanding and managing the archaeological resources of the Separate Prison, a number of specific archaeological management zones, and sub-zones have been defined as follows:

- Prison Building (fabric, cells, yards)
- Keeper's Quarters (footings, interior deposits)
- Grounds (Quigley's Yard area, verandah, yard area)
- Other (the area known as Quigley's Cage, drains, setting)

Within each of these zones, a range of potential archaeological features may exist. These include, for example:

- occupation deposits
- standing fabric
- footings and subsurface features
- surfaces
- fixtures and fittings
- natural soil profiles
- Aboriginal artefacts
- construction evidence
- artefacts or small finds
- ecofacts (eg pollen, parasites etc.)

The accompanying table summarises the potential presence of each of these features within the nominated archaeological management zones. The table also provides an indication of the potential 'intactness' and therefore, the archaeological sensitivity, of each zone.

The research potential of each zone/feature relates not only to its intactness, but also to its specific ability to address the research themes summarised in Section 3.2.4. Some features, (such as building material remnants or fittings) are primarily valuable because of their ability to assist in understanding the history of the Separate Prison building itself and therefore to aid in its physical conservation and/or interpretation.

By contrast, other elements (such as artefacts lost and found within prison cells) may have potential not only for interpretation of the structure, but also for wider research into the major themes associated with the building itself.

The Separate Prison archaeological resources are finite and, while it is possible to establish a broad range of potential research themes, questions and therefore, worthwhile investigative programs, it is also desirable that large representative samples of each class of zone/feature be retained intact for future investigation by methods as yet unknown and/or, into research areas that are yet to be identified.

2.4.1 Table of Archaeological Sensitivity of the site

	Occupation Deposits	Standing Fabric	Footings/ Sub structure	Surfaces	Fixtures & Fittings	Natural Soil	Aboriginal Artefacts	Construction Evidence	Artefacts/ Small Finds	Ecofacts	Archaeological Sensitivity (Intactness)
PRISON BUILDING											
Fabric		✓			✓			✓			High
Cells	✓			✓	✓			✓	✓	✓	Moderate
Yards	✓		✓		✓			✓		✓	Low
KEEPER'S QUARTERS											
Footings			✓		✓			✓			High
Interior Deposits	✓			✓	✓			✓	✓	✓	High
Grounds	✓			✓	✓	✓	✓		✓	✓	High
QUIGLEY'S YARD & LUNATIC EXERCISE AREA											
Verandah	✓			✓	✓			✓	✓	✓	High
Yard Area	✓			✓	✓	✓	✓		✓	✓	High
OTHER											
Quigley's Cage	✓		✓	✓	✓			✓			High
Drains			✓		✓				✓	✓	Mod
Setting				✓	✓	✓	✓		✓	✓	Mod

Separate (Model) Prison Conservation Project Archaeological Sensitivity Plan

- Site Features**
- Built Features
 - Structural Remains
 - Landscape Features
- Archaeological Sensitivity**
- Area of High Archaeological Potential
 - Area of Medium Archaeological Potential
 - Area of Low Archaeological Potential
 - Curtilage of High Archaeological Potential
 - Curtilage of Medium Archaeological Potential

This plan should be read in conjunction with
The Draft Archaeological Report of
The Separate Prison Keeper's Quarters
By Greg Jackman & Richard Tuffin
PALESMA, May 2003
(exact location of foundation of
Keeper's Quarters now established)




Figure 2.4.2

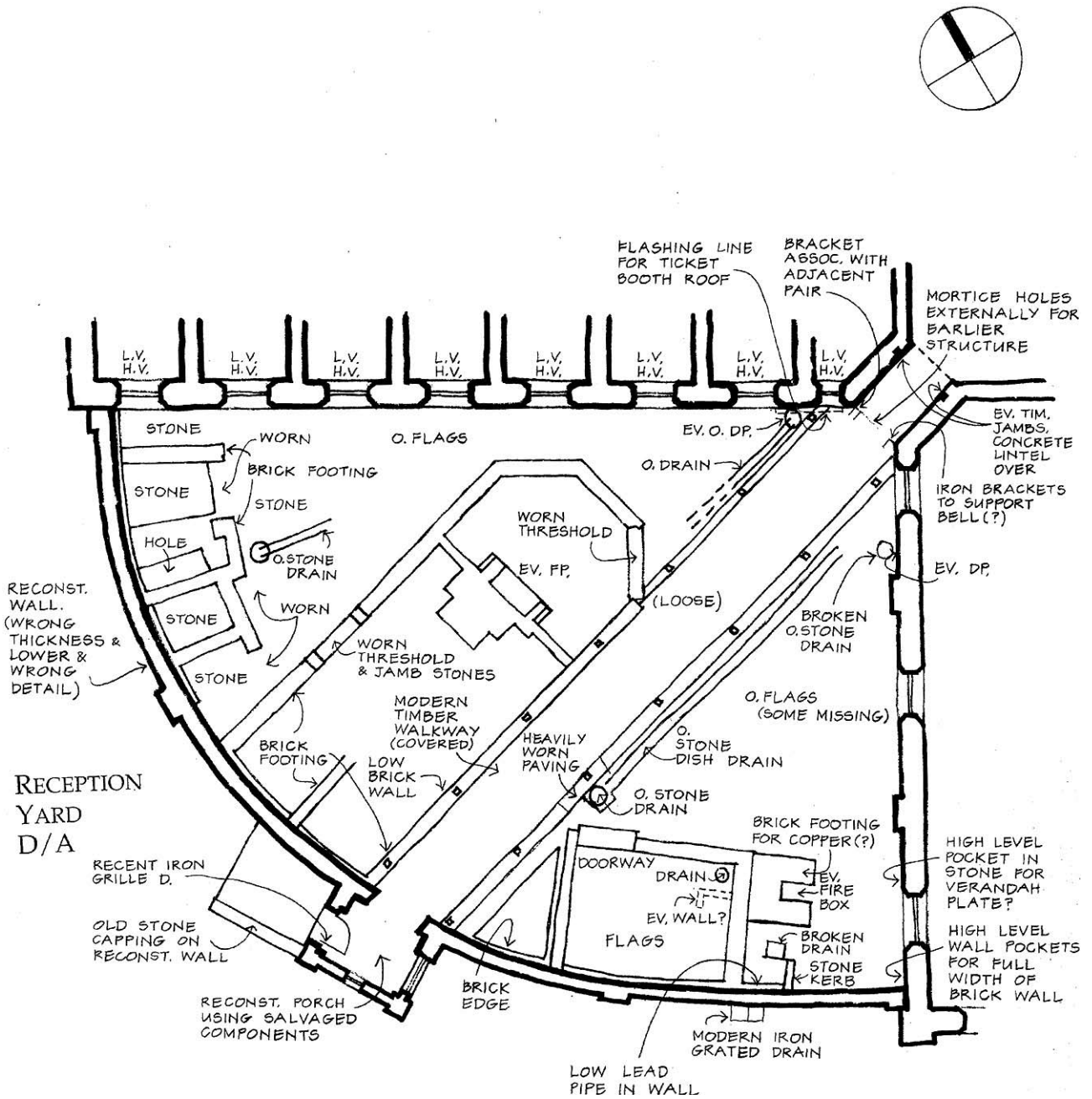
This page blank

2.5 PHYSICAL SURVEY

A detailed analysis of the fabric of the place was undertaken by Alan Croker, David Young and Stephen Couling in June-July 2001. The findings of this analysis is set out below in both graphic and tabular form. Elements traditionally associated with the place and now either in storage or in the museum were also examined. Information on these is also noted below.

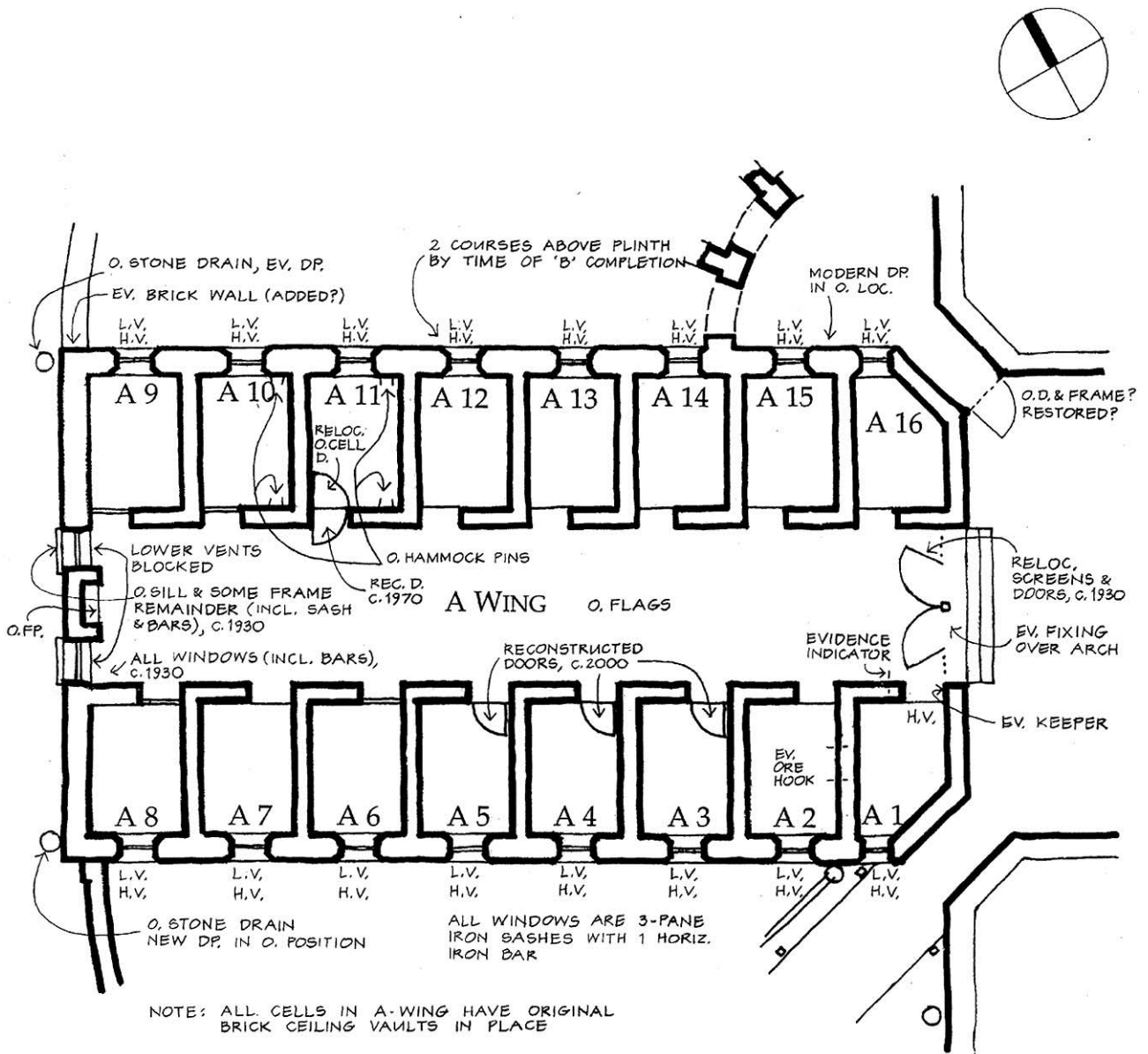
KEY to Separate Prison Fabric Survey Drawings and Text		
	Drawings	Text chart
BL	Blocked	
CONC	Concrete	
D	Door	
Dble		Double
DP	Downpipe	
E		East(ern)
EV	Evidence of	
Ev:		Evidence of / for
Ex		Existing
Ext		External
FP	Fireplace	
HHV	High level slot vent holes above window, below eaves corbel	
HORIZ	Horizontal	
Horiz		Horizontal
HV	Slot vent holes below window	
HW	High level window	
LV	Low level vent holes (14) in plinth course	
LW	Low level window	
L/w		Limewash
N		North(ern)
O	Original	
Orig		Original
OP	Opening	
RECONST	Reconstructed	
recon		Reconstructed
RELOC	Relocated	
reloc		Relocated
S		South(ern)
ST	Stone	
SFV		Sub floor vent
TIM	Timber	
Tmbr/tmbr		Timber
VER	Verandah	
VERT	Vertical	
Vert		Vertical
W		West(ern)
WI	Window	

2.5.1 Main Entrance and Reception Yard



AREA	FLOORS	CEILINGS	WALLS	VENTS	DOORS	WINDOWS	FIXTURES	MISC.	OTHER NOTES
Reception Yard (Yard D/A)	Stone flagging - worn flags and patched with concrete - some missing Ev: earlier structures- remains of brick walls Heavily worn stone thresholds at doorways. Stone dish drains to circular stone grates to drain each section of the yard		<p><u>Ext:</u> 1950s brick reconstruction of ext prison wall - wrong heights, thickness & detailing Main entrance porch ext to prison wall recon in brick and salvaged materials. Old stone capping reused to low wall north of ext entrance porch</p> <p><u>Internal:</u> Remains of Guards quarters to north of recon covered walkway. Worn thresholds north and west doorways. Footings of fireplace Footings for kitchen & copper (firebox under) to south of walkway</p>	Vents in A wing walls - refer to A wing	<p><u>Ext:</u> Door now opens due north (orig'lly this faced south) Internal: Mortice holes outside door into Central Hall for earlier (1930s) structure</p>	High level iron sash windows to A wing larger tmbr sash windows to D wing (chapel)	Iron brackets over entry to Main Hall - possibly for a bell ? Large drain next to footings for copper. Remains of a lead water pipe penetrated outer brick wall at low level adjacent to this drain.	Modern tmbr covered walkway from main entrance to SP to door into Main Hall follows alignment of orig walkway. Tmbr floor conceals orig stone floor. Several drains	

2.5.2 A Wing



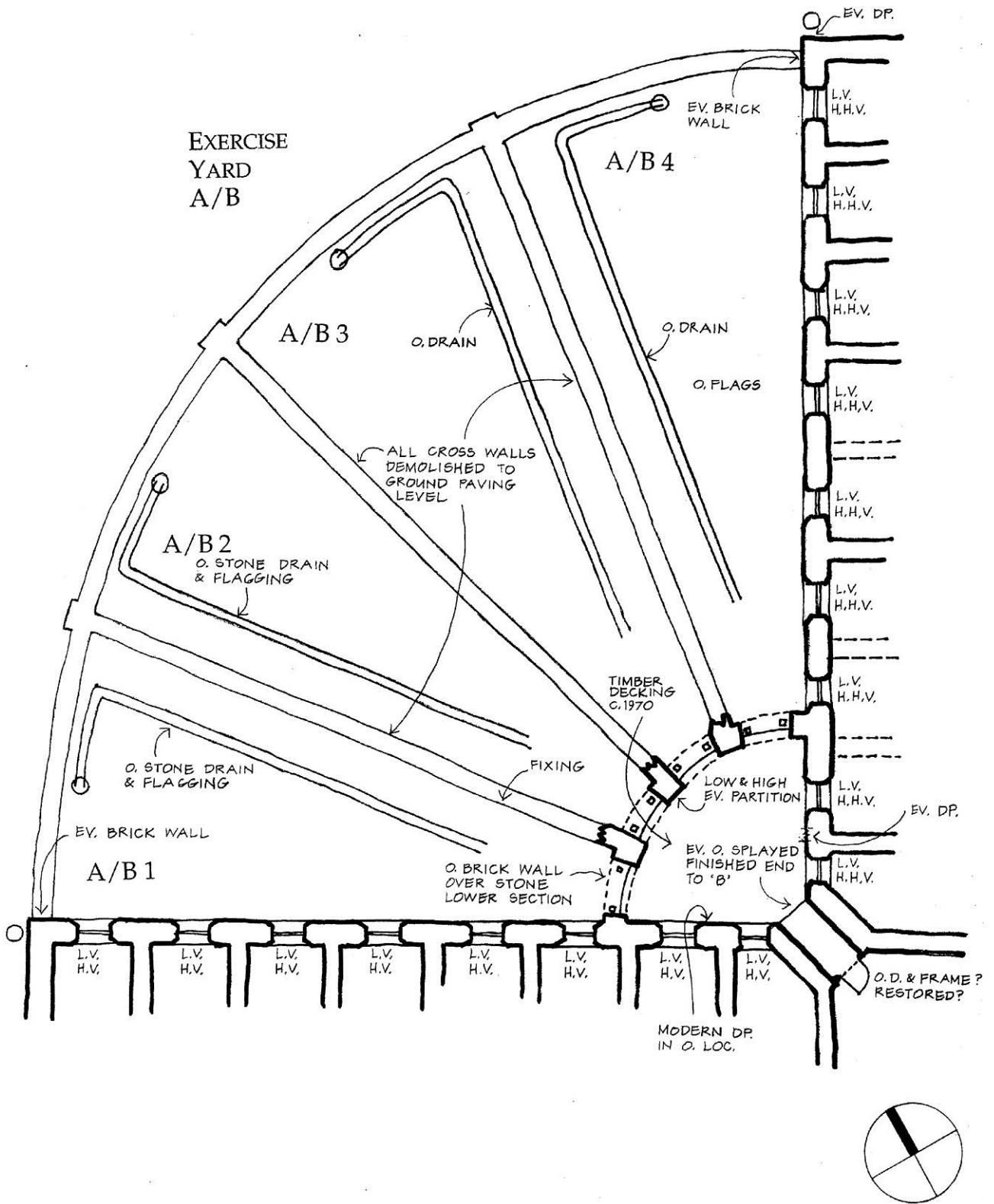
AREA	FLOORS	CEILINGS	WALLS	VENTS	DOORS	WINDOWS	FIXTURES	MISC.	OTHER NOTES
A wing corridor	Stone flagging worn with some cement patches	None. 1930s roof structure visible	Stone - some patched with concrete. Some severely degraded fragments of L/W	Vent over doors not visible as it rises within wall to roof space	Refer to individual cells. 2 salvaged yard doors hung at Central Hall end on introduced iron frame.	Both windows at end are 1930 reconstructions as casement sashes. (Orig windows were double hung). Some sections of frame may be earlier.	Evidence for iron spike over each cell indicator. One holds bell spring (probably relocated as early photos show no springs). Ev. on each door reveal for removed bolt keeper on Central Hall side of opening.	Orig stone fireplace between windows. Iron "portcullis" at entrance to Central Hall installed c.1930 and taken from building in Hobart.	Most intact corridor from prison period
Cell A1	No floor - Ev: orig tmbr floor	Brick barrel vault L/W	Stone L/W - severely degraded	HHV over door LV under window SFV Ex	Orig threshold Ev: keeper E side of door No jamb lining	Orig 3 light iron sash - no glass Internal iron frill	Ev: - 2 hooks on wall opposite bed - eyes for hammock bed - later shelf or bed on wall - corner shelf - Central fixing on window wall		This cell possibly converted at some time for use as storage
Cell A2	Tmbr c. 1930	Brick barrel vault L/W	Stone L/W - severely degraded	HHV over door LV under window SFV Ex	Orig threshold Ev: keeper E side of door Jamb linings solid tmbr (c.1930s) (crude) with graffiti	Orig 3 light iron sash - no glass Internal iron frill	Ev: - 2 hooks on wall opposite bed - eyes for hammock bed - later shelf or bed on wall - corner shelf - Central fixing on window wall	Ev: modified indicator bolt system on wall	This cell possibly converted at some time for use as storage
Cell A3	4" tmbr butted combination hardwood & pine (1930s)	Brick barrel vault L/W	Stone L/W - severely degraded	HHV over door LV under window SFV Ex	20 th c Reconstruction for TV series (The Mole-2000) Crude jamb old (1930s) with heavy tmbr plugs. Painted lining not orig - painted hardwood leaf	Orig 3 light iron sash - no glass Internal iron frill	Ev: - 2 hooks on wall opposite bed - eyes for hammock bed - later shelf or bed on wall - corner shelf - Central fixing on window wall		
Cell A4	4" tmbr butted combination hardwood & pine (1930s)	Brick barrel vault L/W	Stone L/W - severely degraded	HHV over door LV under window SFV Ex	20 th c Reconstruction for TV series (The Mole-2000) Crude jamb old (1930s) with heavy tmbr plugs. Painted lining not orig - painted hardwood leaf	Orig 3 light iron sash - no glass Internal iron frill	Ev: - 2 hooks on wall opposite bed - eyes for hammock bed - later shelf or bed on wall - corner shelf - Central fixing on window wall		Finishes same as A2 & A3 but severely degraded

AREA	FLOORS	CEILINGS	WALLS	VENTS	DOORS	WINDOWS	FIXTURES	MISC.	OTHER NOTES
Cell A5	Roughly laid wide butted hardwood (c. 1950s)	Brick barrel vault L/W	Stone L/W - severely degraded	Ex HHV Ex LV	Frame and lining are early and painted (c1930s). Door recon 2000 (as A3)	Orig. 3 light iron sash - no glass Internal iron grill	Ev: - 2 hooks on wall opposite bed - eyes for hammock bed - later shelf or bed on wall - corner shelf	Shadow on wall for second corner shelf unit 440X610. (L/W behind this unit where earlier shelf unit was)	Severer rotter damage in hanging stile of door frame
Cell A6	None Pieces of tmbr - one handsawn tmbr plate (may be orig)	Brick barrel vault L/W	Stone L/W - some graffiti	Ex HHV Ex LV	Frame (c1930s) stained dark brown - no door Shadows of 2 deep hinges (4 screws) - (museum cell door has 3 hinges) Threshold cill contemporary with frame Concrete step outside	Orig. 3 light iron sash - no glass Internal iron grill	Ev: - eyes for hammock bed - corner shelf - other fittings middle of wall under window	Shadow on wall for corner shelf 425X620	Cell boarded up
Cell A7	Butt boarded hardwood (1930-1950s?)	brick barrel vault L/W	Stone L/W - remnants	Ex HHV Ex LV	Early frame (1930s) stained dark brown - no door Heavy tmbr plugs for insertion of bars (?)		Ev: bed hooks - 1 hammock hook stub remains	Shadow on wall for shelf 425X620	
Cell A8	No floor Piece of tmbr joist which may be from some other place - early nails in it Desiccated possum in sub-floor space Hole in sub-floor space goes into corridor	brick barrel vault L/W Remnants of orig finish	Stone L/W - severely degraded Heavy graffiti Much dated - earliest seen is 1945, most from 1950s	Ex HHV Ex LV			Ev: - holes for shelf plugs - Central fixture under window		Cell boarded
Cell A9	Crude wide hardwood (not orig)		Stone Not much L/W left Some graffiti - one reads MPR 1872 - another in copperplate - possibly early another dated 1948	Ex HHV Ex LV	No frame - door screened off Concrete threshold - rebate for frame bricked up Lintel repaired in mass concrete	Orig cast iron sash, no glass 1 horiz. bar ext'ly (also on cells A2-A15)	Ex 2 hammock pins on outside but not inside walls Fixing on wall at shelf level above bed - (435X605 shadow) Limewash behind is rough - may have been applied before cell was fitted out - water damage?	Clear painted margin on ventilator plate above the floor (LV)	Movement on end wall - arch has spread: open joint in brickwork of vault at keystone Cell boarded up

AREA	FLOORS	Ceilings	WALLS	VENTS	DOORS	WINDOWS	FIXTURES	MISC.	OTHER NOTES
Cell A10	Hardwood (1930s?) Sub floor space 400-500 deep	L/W with smoke stains (from fire ?)	Stone L/W modern (1950s interpretation?) Graffiti dated 1964, 1967, 1998	Ex HHV Ex LV	Frame is unpainted hardwood (1950?) Concrete threshold	Orig cast iron sash, no glass 1 horiz. bar ext'ly (also on cells A2-A15)	Ex tmbr shelf 420X630 - orig ? Early nails Shelves of cedar, bottom with smooth nosing. Side part of pine with strong grain / Sides painted stone colour - shelves unpainted. Shelf unit is reconstruction from salvaged elements. Ex eyes for hammock (all 4) Ev: centred fitting under window	Ev: Painted margin around LV	Cell contains clear evidence of smoke damage Cell boarded up
Cell A11	Hardwood floor (c1930-1950)	Brick vault L/W recent	Stone L/W - recent	LV not centred under window (unusual) R - Ventilator hood in ceiling	Frame 1950s (possibly 1960s) Old cell door with Ev: wider but hinges than fitted. Hinge stile cleaned back Ev: painting of door - #8 on it Lock and flap orig R - Indicator bolt Door numbered 8 (not clear) Ev: padbolt fitted when door painted single colour and lines up with Ev: keeper in stone reveal (door grained since). Rim-lock fitted may be in orig pos'n. Pattern same as others in prison.	Orig cast iron sash, no glass 1 horiz. bar ext'ly (also on cells A2-A15)	Ex hammock eyes (all 4) R - Shelves to correct dimensions but quadrant used for shape of shelves (not flattened as in A10) R - Indicator mechanism	Bell spring and pulley fitted to spike near top of wall outside cell	Interpretation Cell - modern linewash throughout - recon fittings - mannequin and props but reboc Cells A10 & A11 are only one to contain hammock eyes
Cell A12	Mass concrete (recent)	Brick barrel vault Degraded through exposure - L/W badly cupped and falling off Hole for flue centre of ceiling	Corridor side is stone covered by mass concrete for almost all wall Wall stone elsewhere badly exfoliated, split in half and sheered (each stone face bedded) End wall around window severely damaged Very little paint finish left Some graffiti, not early Rub marks where foliage grew during roofless phase Section of ext wall badly disturbed - not rebuilt except around window	Ex HHV Ex LV	Concrete threshold Ev keeper E side of door Jamb linings solid tmbr (crude) with graffiti	Orig cast iron sash, no glass 1 horiz. bar ext'ly (also on cells A2-A15)			
Cell A13	Mass concrete (recent)	Brick barrel vault Smoke staining over L/W (early)	Graffiti - 1910, another 26/12/90 in copperplate (1890) Stonework good except for 1 stone L/W (degraded)	Ex HHV Ex LV	No frame Concrete threshold Rebate bricked with new tmbr head	Orig cast iron sash, no glass 1 horiz. bar ext'ly (also on cells A2-A15)	Ev: - fitting centrally where hammock was - for shelf - hammock-eyes	On corridor side is a curious square block underneath hooks in the wall. Inconsistent piece of evidence	Cell still open to public

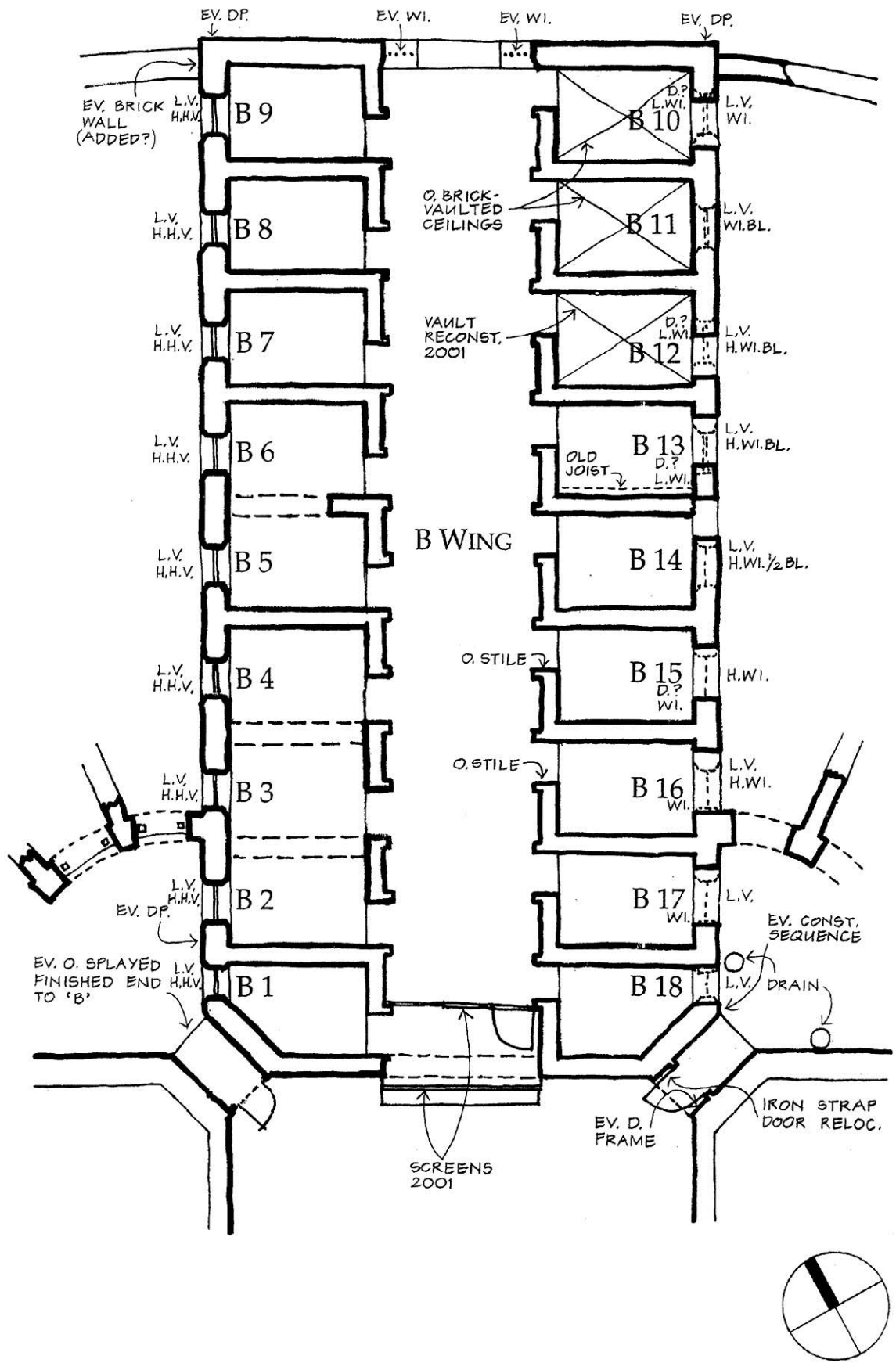
AREA	FLOORS	CEILINGS	WALLS	VENTS	DOORS	WINDOWS	FIXTURES	MISC.	OTHER NOTES
Cell A14	Mass concrete (recent)	Brick barrel vault L/W (degraded)	Stone L/W (degraded)	Ex HHV Ex LV	Bricked up reveal	Orig cast iron sash, no glass 1 horiz. bar ext'ly (also on cells A2-A15)	Ev: - for shelf - hammock eyes	Ev: painted margin for ventilator	Very similar to A13 Less smoke damage than in other cells
Cell A15	None Rubble from somewhere else	Brick barrel vault L/W	Stone L/W - degraded	Ex HHV Ex LV	Jamb of solid tmbr (1930s) Concrete lintel Concrete threshold	Orig cast iron sash, no glass 1 horiz. bar ext'ly (also on cells A2-A15)	Ev: shelf and hammock hooks	Ev: tree roots at junction of walls and vault	
Cell A16	None 1 section of tmbr at very end of splay (may be orig joist in correct pos'n)	Brick barrel vault L/W - smoke stained and less intact than in other cells	Stone - delaminating and some movement L/W - degraded	Ex HHV Ex LV	Jamb missing and bricked up Threshold concrete	Orig cast iron sash, no glass 1 horiz. bar ext'ly (also on cells A2-A15)	Ev: painted margins around hammock pin holes Ev: shelves		

2.5.3 Exercise Yard A/B



AREA	FLOORS	CEILINGS	WALLS	VENTS	DOORS	WINDOWS	FIXTURES	MISC.	OTHER NOTES
Exercise Yard A/B <u>Quadrants:</u> A/B(1) A/B(2) A/B(3) A/B(4)	Orig stone flagging & stone drains Very worn and uneven Drains appear to be blocked Quadrant foyer space is floored with modern pine floor raised above orig stone floor.		Brick ext walls & partition walls between exercise yards demolished to ground level Semi-circ. brick walls to Exercise Yards foyer orig over lower stone sections <u>Walls to A wing</u> Ev: semi-skilled stonemasonry - distinctive surface tooling. Lower courses of higher quality work, possibly same mason as for B wing. Walls are capped with finely tooled stone 'quad' section cornice with stone fascia above. Where quad is missing has been replaced in crude brickwork (c1930) <u>Walls to B wing</u> (as A wing) Ev: superior stoneworking. Distinctive surface tooling different from A wing All walls have remnant L/W finishes <u>Vents</u> Ext vent holes present to A & B Wings- each cell having both HHV and LV visible		Door from Central Hall to Exercise Yard foyer is an early door reloc iron frame stiles to each quadrant yard	Each cell has a 3 light iron sash with single horiz. bar ext'ly		Orig drain stones & flaggings to each quadrant	Clear evidence in internal corner of completion of B wing earlier than A wing

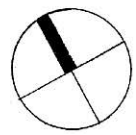
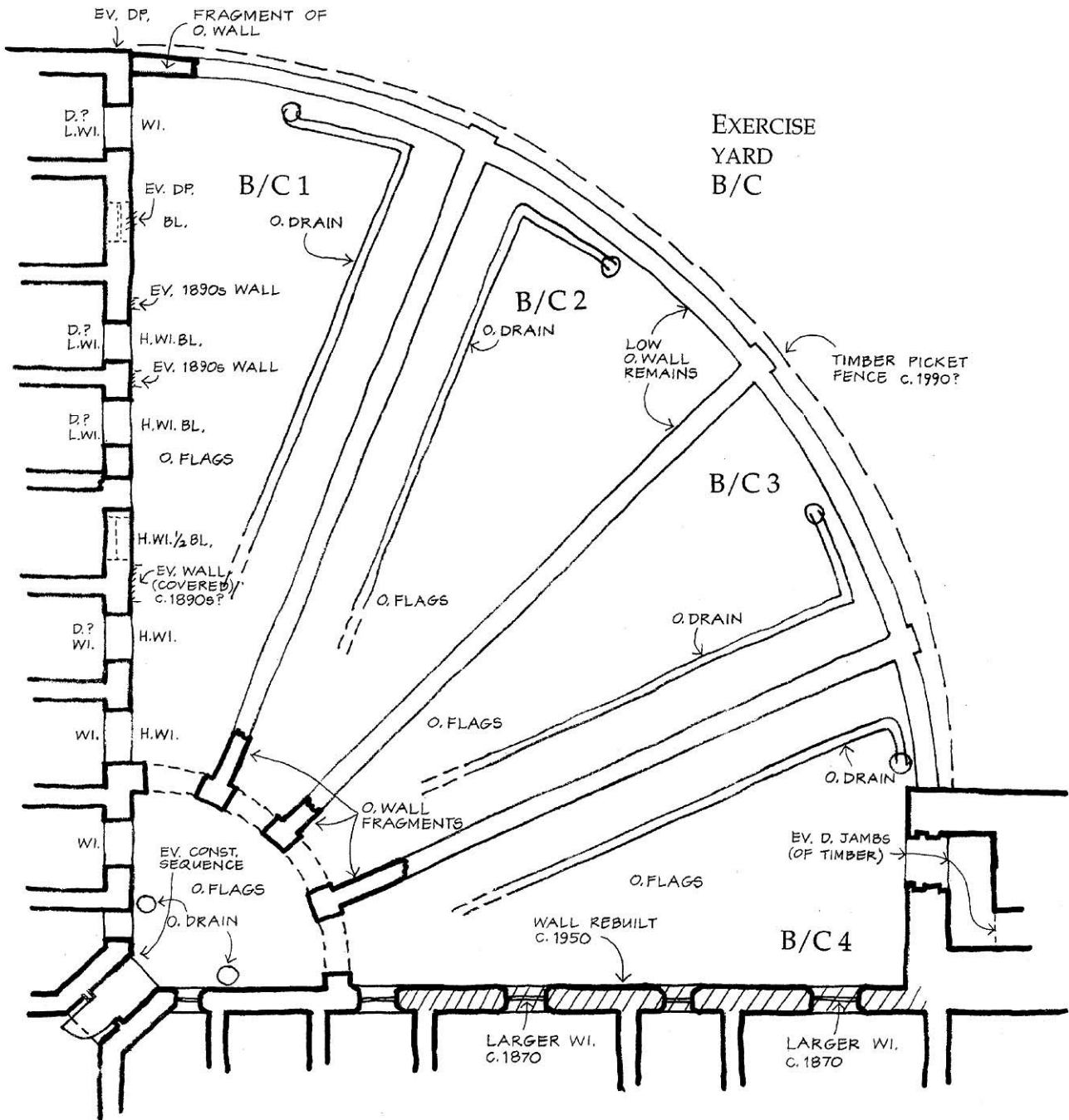
2.5.4 B Wing



AREA	FLOORS	CEILINGS	WALLS	VENTS	DOORS	WINDOWS	FIXTURES	MISC.	OTHER NOTES
B Wing Corridor	Stone flagging worn degraded but little evidence of cement patching	None	N end chimney and wall removed (by Woolnough for entry into his new dwelling. Now sheeted over in plywood, tmbr & iron Plywood partition closes off B wing from Central Hall	Vents to each cell over door are cranked up within the wall to exit into roof space	Refer to individual cell Ev: tmbr frame in this pos'n	None		Clear Ev: removed iron bolt keeper plate to Central Hall side of each door opening. 1 orig frame stile survives Ev: adjacent each door for indicator mechanism	Flagged floor is slippery from damp Apparent subsidence of floor giving slope up to cell Wall line is apparent in earliest photos All stone walls are badly damaged by exposure & water damage
Cell B1	None Joist holes only Rubble	None Fragment of vault on S wall	Stone	HHV LV SFV	None No frame	Orig iron 3 light sash with horiz bar ext'ly -no glass	Ev: fixings for corner shelves, lower shelf below these, hammock eyes		
Cell B2	None	None	Stone Dividing walls removed to floor level	HHV LV SFV	None No frame	Orig iron 3 light sash with horiz bar ext'ly -no glass	Ev: holes for hammock pins & shelves		Combined by demolition of intermediate walls to approximately floor level to make one space
Cell B3	None	None	Stone	HHV LV SFV	None No frame	Orig iron 3 light sash with horiz bar ext'ly -no glass	Ev: hammock pins and other fixings		Partial demolition of intermediate wall to from one space
Cell B4	None	None	Partial demolition of dividing wall	HHV LV SFV	None No frame	Orig iron 3 light sash with horiz bar ext'ly -no glass	Ev: all fixing pos'ns visible		
Cell B5	None	None	Stone	HHV LV SFV	None No frame	Orig iron 3 light sash with horiz bar ext'ly -no glass	Ev: all fixing pos'ns visible		
Cell B6	None	None	Stone	HHV LV SFV	None No frame	Orig iron 3 light sash with horiz bar ext'ly -no glass	Ev: all fixing pos'ns visible		
Cell B7	None	None	Stone	HHV LV SFV	None No frame	Orig iron 3 light sash with horiz bar ext'ly -no glass	Ev: all fixing pos'ns visible		
Cell B8	None	None	Stone	HHV LV SFV	None No frame	Orig iron 3 light sash with horiz bar ext'ly -no glass	Ev: all fixing pos'ns visible		
Cell B9	None	None	Stone	HHV LV SFV	None No frame	Orig iron 3 light sash with horiz bar ext'ly -no glass	Ev: all fixing pos'ns visible		
Cell B10	None	Orig brick vault structure has been stabilised (2000 onwards) L/W degraded	Stone New door (?) opening in E wall (Woolnough)	HHV LV SFV	None No frame	Orig iron 3 light sash with horiz bar ext'ly -no glass	Ev: all fixing pos'ns visible		Filled with tmbr scaffold and props
Cell B11	None	Orig brick vault structure has been stabilised (2000 onwards) L/W degraded	Stone	HHV LV SFV	None No frame	None No frame	Orig window removed & opening blocked	Ev: all fixing pos'ns visible	Filled with tmbr scaffold and props
Cell B12	None	Orig vault structure has been stabilised (2000 onwards)	Stone New door (?) opening in ext wall (Woolnough)	HHV LV SFV	None No frame	None No frame	Orig window removed & opening blocked	Ev: all fixing pos'ns visible	Filled with tmbr scaffold and props
Cell B13	None One old (orig?) joist along the S wall	None	Stone New window (?) opening in ext wall (Woolnough)	HHV LV SFV	None No frame	None No frame	Orig window removed & opening blocked	Ev: for orig fittings	
Cell B14	None	None	New opening in ext wall partly behind cross wall of B13/B14 (Woolnough)	HHV LV SFV	None No frame	None No frame	Orig iron 3 light sash & single ext horiz bar	Ev: for orig fittings	Dividing wall between B13&B14 intended for removal by Woolnough (?)

AREA	FLOORS	CEILINGS	WALLS	VENTS	DOORS	WINDOWS	FIXTURES	MISC.	OTHER NOTES
Cell B15	None	None	Stone New door (?) opening in ext wall (Woodlough)	HHV LV SFV	Orig prison door stile on S (lock) side	Orig iron 3 light sash & single ext horiz bar	Ev: for orig fittings		The lock stiles for the cell door in B15&B16 are the only surviving sections of orig door frames on the site
Cell B16	None	None	Stone New window (?) opening in ext wall (Woodlough)	HHV LV SFV	Orig prison lock stile in place for door frame Ev: rim lock and pad bolt	Orig iron 3 light sash & single ext horiz bar	Ev: for orig fittings		
Cell B17	None	None	Stone New window (?) opening in ext wall (Woodlough)	HHV LV SFV	None No frame	Orig iron 3 light sash & single ext horiz bar	Ev: for orig fittings		
Cell B18	None	None Remains of last 3/4 courses of brick vaulting against S wall with L/W	Stone Some L/W on S wall below vault remains to about half-way up Narrow new opening in E wall (Woodlough)	HHV LV SFV	None No frame	Orig iron 3 light sash & single ext horiz bar	Ev: for orig fittings		

2.5.5 Exercise Yard B/C



AREA	FLOORS	CEILINGS	WALLS	VENTS	DOORS	WINDOWS	FIXTURES	MISC.	OTHER NOTES
Exercise Yard B/C <u>Quadrants:</u> B/C(1) B/C(2) B/C(3) B/C(4)	Orig stone flagging & stone drains Very worn and uneven Drains appear to be blocked		Ext and inter-quadrant walls down to almost ground level with substantial section of brick wall at west end of arc & against inner wall to lobby space Perimeter walls; no sign of having been roofed but flashing line running along B Wing and a number of windows / openings blocked at high level show evidence of Woollnough's alterations & additions Apart from alterations, B wing wall with finely tooled stone is superior to C wing wall which has been substantially rebuilt. In C wing many vent openings moved around and some windows made larger. Stone in C wing is inferior to B wing Quadrant stone cornice on B wing largely intact, on C wing large sections recon in concrete Tmbr picket fence c.1990 at perimeter Wall of C Wing rebuilt late 20thc. <u>Vents</u> The low level vents survive all along B wing but not on C Wing			Refer to individual cells			No evidence found for Woollnough's construction in this area, however if flags were cleaned some may be found

AREA	FLOORS	CEILINGS	WALLS	VENTS	DOORS	WINDOWS	FIXTURES	MISC.	OTHER NOTES
C Wing corridor	Stone flagging with substantial amounts of worn concrete patching	Modern tmbr boarded reconstruction of earlier ceiling with skylights Lit by fluorescent tubes above white perspex sheets Tmbr boarding cleanly finished	Dressed sandstone all recently (c.1960s) L/W white. The projecting plinth course is more prominent in the extension section. A number of door openings have been blocked, altered or reloc. Whitewash conceals alterations & large areas of cement patching. Some wall sections have been rebuilt using orig stone & Ev: indicator mechanisms etc. have been moved in some places Vents HHV in E wall either side of fireplace - only one visible on outside	Evidence for door swings shows all doors hinged on east side facing away from Central Hall All doors in orig C wing opened into cells, all to extension opened into corridor (from early photos)	None	Ev: for indicators on all cells except C18	Fireplace in E wall - lintel broken	C1 is the only cell on this side of the corridor to C wing which retains its brick vault	
Cell C1	Modern hardwood 100mm boards	Brick vault intact & slightly opened up Some L/W remains	Stone Reasonable condition Stonework above door rebuilt & stones moved around Walls to corridor patched with concrete L/W - little remains	Vent hole visible above cross wall to adjacent cell LV SFV	Modern maple frame (1960s) Orig door reloc - no hardware except hinges which are not orig Door has orig, graining and Cell Number (10) - no flap Ev: rim lock and pad bolt (different times) Concrete lintel	Crude grill on inside of window (not seen anywhere else in building) Horizontal bar outside 3-light iron sash	Ev: - hammock hooks - different shelf arrangement - orig shelf plus 2 pins below suggesting extension below. - standard corner fitting below shelf. - bell mech - fixing below hammock pos'n in centre - fixing centred under window	Modern light fitted (used by cleaners)	
Cell C2	No floor Earth fill to joist level Joist pockets in walls	None Ev: for brick vaulting	Opening in the outer wall with crude tmbr barricade over - post prison use (?) Corridor wall substantially rebuilt using old stones	Ev: removed with new openings & rebuild of wall to corridor	No frame No threshold	Orig 3 light iron sash Window opening blocked on the outside with cement -against the glass Glass fragment visible (see Miscellaneous)	Ev: shelf (Other evidence removed with new opening and cement patch to corridor wall) Ev - diagonal plate for bell mechanism	Glass fragment is striped on the inside so that it is obscure but lets in light. Stripe is vertical. Glass is 4mm thick	Partly boarded up to prevent entry
Cell C3	None Earth fill to level of joists Joist pockets in wall with brick between as in A wing	None	Two thirds of ext wall rebuilt in mostly new stone Wall to corridor contains vent hole not aligned - Ev: of rebuilding above lintel	HHV to corridor	No frame Ev: keeper for padbolt on central Hall side. Door opened back into cell	Ev - 3-light sash & horiz bar ext	Ev: - hammock pins - fixing above hammock - shelves - bell Ev on ext wall destroyed with wall rebuild	Ext wall from this cell to Dumb Cell rebuilt using some orig & mostly new material	
Cell C4 Cell C5	None Earth fill almost to undersides of joists	None Vaulting removed when cell size dbled	Dividing wall removed Internal stonework much moved around Cement patching Ext N wall rebuilt re-using cill for larger window		Door opening to C4 missing Ex - lintel Ev: in corridor wall for width of opening to C4 No frame or door to C5	No Ev: for 2 smaller windows. Larger opening blocked with vertical bars and centre cross bar	Ev: - shelves in corner of C5 - bell mech - shelf under main shelf Other Ev: removed by concrete patches & rebuild of wall	Dble cell arrangement	

AREA	FLOORS	CEILINGS	WALLS	VENTS	DOORS	WINDOWS	FIXTURES	MISC.	OTHER NOTES
Cell C6	None	None	Internal stonework much moved around Cement patching Fragment of N wall remains adjacent to cross wall between C5 & C6	None - removed in reworking of stone	No frame No door	Ex - 3-light sash & horiz bar ext	Ev: shelf & bell Other evid removed		
Cell C7	None	None	Whole corridor wall above 3 rd course above floor has been rebuilt - Ev: for bell and shelf the wrong way round Cross walls remain in orig pos'n Dividing wall removed	None - removed in reworking of stone	Ev: opening corridor side of C7 No frame or door to C8	No Ev: for 2 smaller windows. Larger opening blocked with vertical bars and centre cross bar	Ev: hammock hooks in C8 Other evid removed with wall rebuild		Dble cell arrangement
Cell C27	Brick	Brick vault removed when dividing wall removed	Ext wall severely altered with alteration to single cell & later door opening below window	Crude sort of internal vent either side of door to yard	Doorway to the corridor for C27 has been removed entirely Doorway opposite to Cell C7 orig lintel is still in wall	No Ev: orig 2 windows The large opening to the dble cell has vertical square bars (on the diagonal) with top, bottom and middle horizontal flat bars	Ev: hammock pins & shelves on C28 only Other evid removed by reconfiguration		Dble cell
Cell C29	None Ev: joists	None	Partition with C30 removed to 1 level above floor	LV on S wall	No frame No door	Orig 3 light iron sash & horiz bar	Ev: shelves and bell		Cell severely degraded
Cell C30	None	Brick vault removed when dividing wall removed	Ext for stone partition - stone held together by iron dogs	Ev: ventilator plates in C30 & C31 on ext wall	Doorway to C30 blocked up No frame or door to C31	Orig 3 light iron sash & horiz bar	Ev: shelves C31		Dble cell
Cell C31	None Ev: joists	Remains of vault to W only	Stone	LV	No frame No door	Orig 3 light iron sash & horiz bar Both windows remain	Ev: - Internal corner shelves - hammock pins		
Cell C32	None	Brick vault removed when dividing wall removed	Crude opening in ext wall - Ev: tmbr plugs and frame with tmbr lintel / head. Check-outs at bottom for metal / tmbr flange	LV	Doorway to C34 blocked No frame or door to C33	Orig 3 light iron sash & horiz bar Both windows remain	Ev: hammock pins both cells	Huge chunk of stone / masonry plus concrete = door patch which fell in. Opening repatched in new stone	Dble cell Sick bay cell
Cell C33	None								
Cell C34									

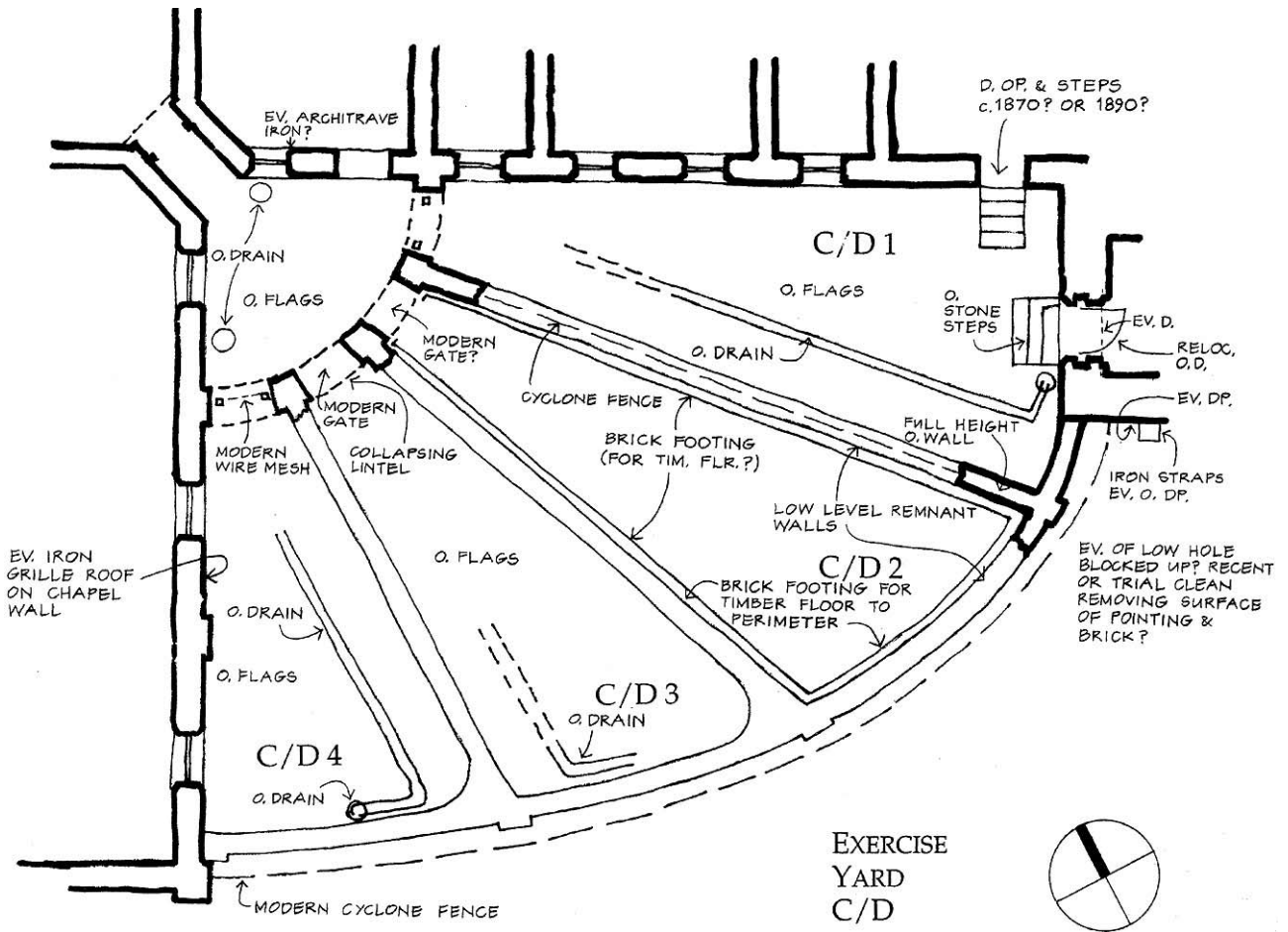
AREA	FLOORS	CEILINGS	WALLS	VENTS	DOORS	WINDOWS	FIXTURES	MISC.	OTHER NOTES
N Dumb Cell corridor	None Stone thresholds to outside Fill sounds slightly hollow	Brick barrel vault	Stone - no new openings	LV to outside	Ev: frames for dble door system	None	None		
Northern Dumb Cell	None - dirt fill only Brick threshold to door same thickness as wall	Brick barrel vault	Large opening constructed in N wall (Woolnough?), now blocked in stone S wall rendered in cement Large opening in E wall (Woolnough) now boarded up	LV & HHV to outside	Ev: frames for dble door system	None orig'/ly - 2 openings made by Woolnough?	None		Masonry ruin
S Dumb Cell corridor	Tmbr floor (C1930?)	Brick barrel vault	Stone L/W	HHV in S wall	Ev: frames for dble door system Old frame to outside Old cell door numbered '6' - oak graining, peephole & flap - all reloc Ev: rim lock & padbolt Recent tmbr frame with worn (orig?) tmbr threshold to inner frame of dble door	None	None		
Southern Dumb Cell	Brick paving patched in cement	Brick barrel vault L/W		Vent hole in S wall	Ev: frames for dble door system Door to Dumb Cell oak grained - many signatures Access flap & spyhole Large padbolt fitted ext'ly - (badly) No keeper for padbolt Door reloc Ev: frame to inner door	None	None		

AREA	FLOORS	CEILINGS	WALLS	VENTS	DOORS	WINDOWS	FIXTURES	MISC.	OTHER NOTES
Cell C9 Cell C10	None Evidence suggests a brick floor	None Vaults removed when dividing wall removed	N wall completely rebuilt (c.1940s) - corridor overall substantially rebuilt - much cement obscures Ev:	None	Ev: frames No doors	None	None		Dble cell arrangement against Dumb cell wall. Early photos show skylights to these cells
Cell C11	Brick paving with heavily worn stone threshold Ev: floor at higher level - same height as corridor Contemporary paving with lunatics yard to north?	None	Brick infill above tmbr door lintel to outside Render on outside of ext door differs from inside - repair work Internal wall rebuilt above lintel level	Vents all removed by alterations	Door way to N cut through cl858 Rendered reveal to opening Old iron grill door probably orig. Much repaired with reworks but possible orig from this opening	Orig 3 light iron sash with horiz ext bar	Ev: fixtures in orig pos'ns except hammock pins on ext wall		
Cell C12	Earth - almost same level as corridor No Ev: tmbr floor	None	Stone L/W - with graffiti. All degraded	LV in outside wall	Ev: frame	Orig 3 light iron sash with horiz ext bar	Ev: hammock pins removed and infilled with brick Ev: plugs in perimeter walls for shelves - (3 no.) levels: 1 = 2 courses above floor, next 2 courses above, next 2 courses above again. Top shelf only exists on W wall - not full length		This cell used for storage, converted from a cell of early date (?) but after linewash
Cell C13	Earth Couple of loose broken bricks - may have been paved with brick?	None	Stone L/W degraded	LV in outside wall	Ev: frame	Orig 3 light iron sash with horiz ext bar	Ev: - orig shelves - hammock pins		
Cell C14	None No Ev: tmbr floor	None	Stone Some holes blocked up in brick work severely degraded	LV in outside wall	Ev: frame	Orig 3 light iron sash with horiz ext bar	Ev: - fixings part way up the wall below the window - orig shelves - hammock pins		
Cell C15	None No Ev: tmbr floor	None	Stone Wall with adjacent dble cell (C16/C17) broken down to 3 rd course level Corridor wall rendered in cement	LV in outside wall	Ev: frame	Orig 3 light iron sash with horiz ext bar	Ev: - fixing below window - some sort of large recessed thing in the wall - pins on outer wall (internal wall covered with cement render)		
Cell C16 Cell C17	None No Ev: tmbr floor	None Vaults removed when made to dble cells - late 1850s possibly tmbr ceiling later	Rebuilt substantially above door Ev: brickwork taken to full height when converted into dble cell	Vent hole to corridor visible in C17	Ev: frame to both openings	Orig 3 light iron sash with horiz ext bar	Pockets for hammock pins bricked up for both cells. Ev: shelves when 2 cells	Wood piled up on floor	Dble cell Now used for wood storage Documents suggest this cell was padded for Outigley - conclusive site Ev: not found

AREA	FLOORS	CEILINGS	WALLS	VENTS	DOORS	WINDOWS	FIXTURES	MISC.	OTHER NOTES
Cell C18 Cell C19	Brick paved - shell swirled pattern - could be old brick paving Different to other cells	None Vaults removed when made to dble cells - late 1850s possibly tmbr ceiling later	Wear marks fm vegetation on S wall Partitions removed for conversion into dble cell Substantial rebuilding around doorways and upper level stonework rearranged Much cement pointing	Ext vent in S wall of C19 HHV in C19	Ev: frame to both openings with iron grill door made late 1850s, blocked 1867, re-opened 1980s	Orig 3 light iron sash with horiz ext bar	Ev: for shelves when it was a dble cell		C18 (& possibly C19) served as access way to Quigley's Yard
Cell C20	Brick paving	None	Stone L/W Corridor wall not inspected	LV	Frame modern of crude boarding in unfinished hardboard	Orig 3 light cast iron sash with ext horiz bar	Ev: hammock pins - holes pieced up with stone on ext wall		Cell blocked up with shoring against walled Cell C21
Cell C21	Old brick paving crudely laid	Vault intact with signs of spreading Not much L/W left	Not much L/W left		Modern frame No leaf	Orig 3 light cast iron sash with ext horiz bar	Ev: shelf on wall - 2 tmbr plugs remain Ev: hammock pins - holes filled with brick	Some painted margin still intact to hammock pins & vents	Cell closed off with boarding
Cell C22	Brick paving	Brick vaulting Ev: centre flue		LV to outside (tighter)	Modern frame Old cell door with rim latch and only 2 hinges Ev: padbolt Door painted as oak graining. Inspection eye internally complete with face plate and hatch	Orig 3 light cast iron sash with ext horiz bar	Ev: hammock pins, shelf on wall	Painted margins visible and around Ev: some sort of seating around the bell mechanism	
Cell C23	Dirt filled No Ev: tmbr floor	Brick vault with L/W	2 courses above door level to full height of vault reseated in cement mortar to corridor - crude repair work Hole in W wall into next cell (C24) Rough repair in SW corner - delaminating stone Badly eroded L/W with fungus	Vent hole in wall Ex LV	Void for frame	Orig 3 light cast iron sash with ext horiz bar	Ev: - shelf - hammock pins		
Cell C24	Sandstone flagged continuing to door opening to outside. Well worn suggesting age. Possibly laid to replace bricks when doorway made	Brick vault L/W	Stone 1940s graffiti Not much L/W left Stone above door to corridor rebbed in cement (except lintel and stone immediately above) Stone missing above window opening	None	Door to exterior: cut through. No lintel on outside. Inside lintel has tooling like ext stone suggesting later insertion. Reveals cement rendered No frame or door to corridor	Orig window replaced with 4 light iron sash (salvaged) with ext horiz bar	Ev: hammock pins on corridor wall (not on ext wall) Ev: removal of cupboard Ev: fitting below cupboard on W wall	Painted margin to bell mechanism	Cell used as a corridor to outside for some time - very early?
Cell C25 Cell C26	Brick	None	Orig cell door (?) removed & wall rebuilt to corridor with large stone arch with voussoirs (c1890s) Internal stone wall north of Dumb cell removed (1940s?) exposing ext stone wall of Dumb Cell. Huge tmbr lintel carries edge of roof load (date unknown - c1940s)		Ev: - transom rail with central door within arched opening - infill above opening	None	Ev: for something fitted close into corners 540 in from corners with L/W & narrow section close to arch on E & W walls. No L/W south of this	No Ev: use as cells but this may have been removed (stones moved around too much) Was this used as storage or reception for Woolnough's hotel?	Dble cell Cell needs further study as this may never have been two single cells. If it was all Ev removed with later changes. Earliest photos show cell door to C25 & no door to C26

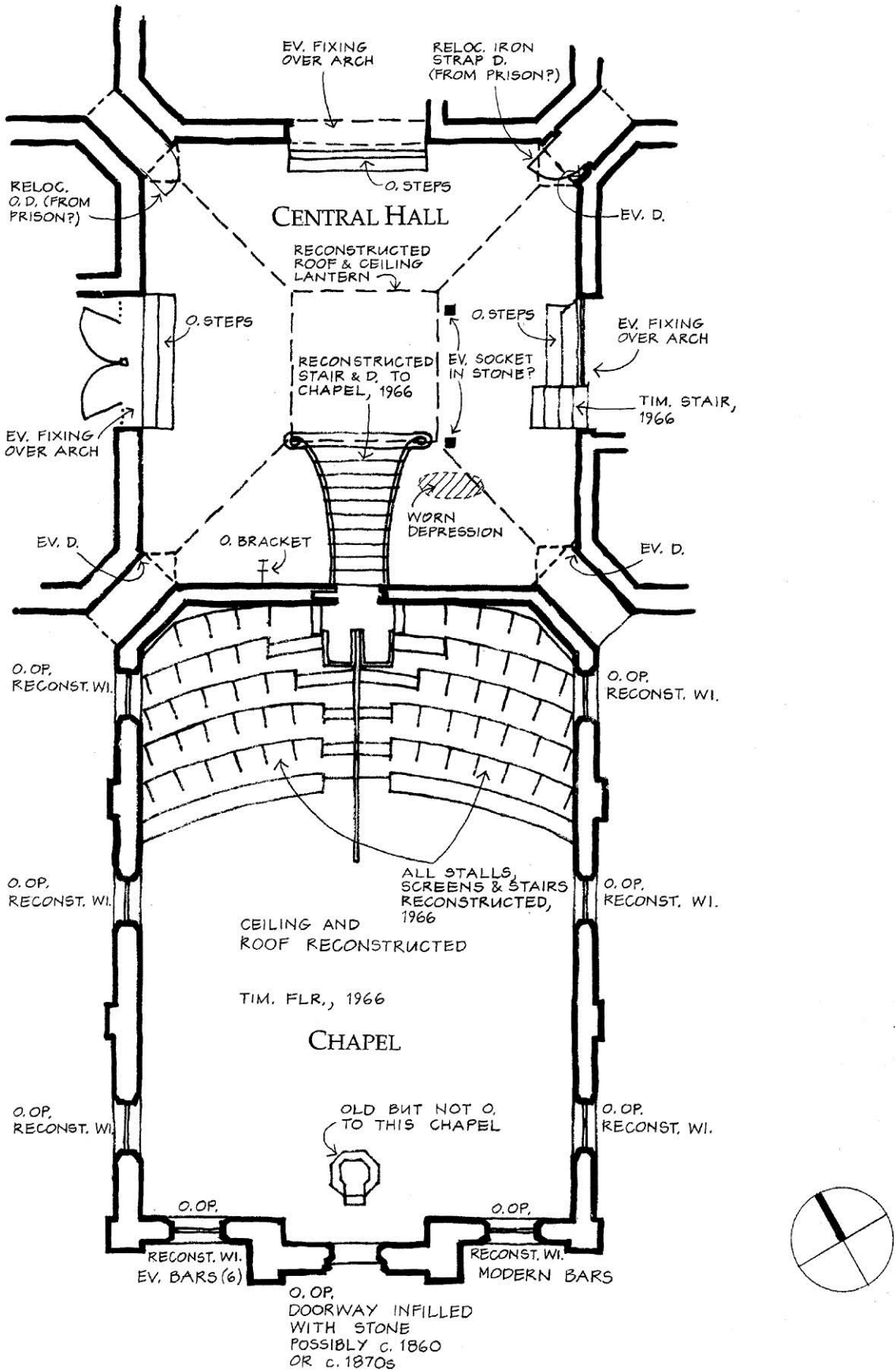
AREA	FLOORS	CEILING	WALLS	VENTS	DOORS	WINDOWS	FIXTURES	MISC.	OTHER NOTES
C Wing Ext areas (N area) east of Exercise yard	Walls: dressed sandstone. Frieze, corbelled quadrant & fascia are cruder than orig. C wing. Much of quadrant replaced in precast concrete. Eaves gutter above corrugated galvanised steel hipped roof Stones: horiz. tooling to C Wing./vert. tooling to C Wing extension Orig stone threshold to ext wall of C11 Ev: - C Wing extension in W corner - 2 rail fence, verandah beam, iron hook in wall (E corner) - joist sockets in wall - verandah plate (10' wide) in N Dumb Cell S wall			HHV all blocked with cement (except 1)	Later openings in Dumb cell & adjacent cell to E	All windows have 3 pane iron sashes - all had horiz. bars		Ev: 3 rail 9' fence from present grid level - only 10'??	
C Wing Ext areas (Asylum end wall)	Ev: smaller yellow stones & some others rubbed back (to remove graffiti?)			HHV in frieze to left of chimney LV to right of chimney buried	Door to C18 new grill with salvaged pad bolt (opening of 1857 blocked c. 1864, reopened 1970s - crude)				
C Wing Ext (S area)	Ev: C Wing extension in N corner			HHV to C22, C23 & C24 blocked with cement	Door opening to C24 c.1870? - proper threshold & small step - early iron door (repaired)	Above door to C24 4 pane sash, 1 horiz. bar C22 - 1 horiz. bar, 3 pane sash C20 - 1 horiz. bar, 2 vert.			

2.5.8 Exercise Yard C/D



AREA	FLOORS	CEILINGS	WALLS	VENTS	DOORS	WINDOWS	FIXTURES	MISC.	OTHER NOTES
Exercise Yards C/D <u>Quadrants:</u> C/D(1) C/D(2) C/D(3) C/D(4)	Exercise Yard to Dumb Cell has orig stone flagging with cement patching. Orig stone drain and sump (blocked) Adjacent Exercise Yard (workshop) – no Ev: flagging, brick edging to perimeter suggests tmbr floor Next Exercise Yard has flagging Ev: various things attached –substantially moved around with various levels The 4 th Exercise Yard close to the Chapel has its flagging drains all intact and reasonably level condition	Ex internal brick & stone arc section in the courtyard space between C Wing and the Chapel C/D(3) & C/D(4) have curved internal corners (to prevent convicts climbing walls?) Low level remnants of wall between C/D(1) & C/D(2) Walls to Chapel have engaged pilasters of more finely tooled stone	LV to cells HHV to cells	Lintels over entrances to Quadrants in very bad repair Modern(?) gate to C/D(2) Collapsing lintel to C/D(3) Modern gate to C/D(3) Modern wire mesh to C/D(4)	Refer to C wing & Chapel	Stone steps to Dumb cell Crude stone steps to Cell C27/28	Cyclone fence between C/D(1) & C/D(2) Ev: grill ceiling over C/D(4) Yards fenced in with modern cyclone fencing and modern tmbr picket fence	C/D(2) & C/D(3) were roofed over & used as workshops from 1867 C/D(4) was roofed with an open grill in 1869	

2.5.9 Chapel and Central Hall



AREA	FLOORS	CEILINGS	WALLS	VENTS	DOORS	WINDOWS	FIXTURES	MISC.	OTHER NOTES
Chapel	Modern tmbr floor Skirting modern tmbr	Reconstruction in plasterboard/hardboard with brown stained/ painted battens and small rosettes (1966)	Dressed stone with numerous concrete patches producing uneven face Painted white	None visible	South door (ext wall) blocked up in stone (date unknown - 1860/1870) Sliding door to Central Hall at top of Chapel steps recon (1966)	All windows are reconstructions Top lights open inwards controlled by cord Recent bars in south wall windows - Ev: earlier (1966) bars	Stalls for prisoners recon (to a different height from orig?) (1966)	Pulpit early but not orig to this chapel Roof recon too low by approx. 100mm	Completely recon interior (1966)
Central Hall	Stone flagging Worn in parts (especially beside chapel steps) Ev: sockets in floor in front of Chapel steps	Tmbr boarded ceiling Ceiling rising in pyramid form to central square lantern White paint peeling on lantern Recon (1966) with inaccurate configuration	Dressed stone in reasonable condition L/W in some areas	None	Door to A/D: Ev: tmbr jambs. Concrete lintel on inner side of entrance (c1966) Door to B/C: early 6 panel prison door & frame reloc from elsewhere (c1966) Door B/C: iron grill door moved from somewhere else (photographs show 6 panel door) Door to C/D: Ev: inner door frame - now iron strap/grill door (reloc)	Ev: fixings on keystone over arch into A Wing Iron lamp/light bracket (orig?) on Chapel wall to west of stairs	Entrance to A Wing: Worn stone & concrete steps Iron screen & doors reloc (1930s). Entrance to B Wing: Sandstone steps up - opening covered by painted screen depicting wall, prison door and grill (2001) Entrance to C Wing: Worn stone & concrete steps and wooden steps to south side (safe access for visitors) Entrance to Chapel: Chapel stairs recon Sliding door (1966)	Roof & stairs to Chapel recon in 1966	

2.6 CONTEXT AND SETTING

The Separate Prison was built on the rise of a hill at the edge of the Port Arthur Penal Settlement for possibly the following reasons:

- a. contemporary ideas about health and hygiene believed that the air carried all kinds of contagions and germs which would collect in hollows or low ground and form a “miasma” which would be injurious to health. Quite possibly believing that many of the “incurable” convicts were badly affected in some way by ill humours, clearly the healthiest place to erect a separate prison to be filled with sick men was on a rise where the breezes could carry off ill humours and prevent others from accumulating.
- b. placing the Separate Prison upon a rise where it was visible from all around the site also had the presumed effect of presenting a visible and very present deterrent for the potential absconder.
- c. situated on this low rise, with the exercise yards surrounded by high walls, there was no possibility of prisoners glimpsing anything other than sky. This heightened the sense of isolation.

Figure 2.6.1 shows the Separate Prison built on the rise above the site and clearly visible. This photograph was taken between 1859 after the conversion of the C Wing extension and building of the exercise yard for the Branch Lunatic Hospital and before the construction of the structure known as Quigley’s Cage 1866.



Figure 2.6.1 The Separate Prison between 1859 and 1866 (PAHSMA Photo Archive 2951)

The Separate Prison is no longer so visible and the effect is completely lost due to the visual barrier of the cypress trees forming the Memorial Avenue which commemorates the fallen ANZACS of the First World War.

It is now a hidden prison, visually isolated from most of the rest of the historic site. The mature trees, so close to the prison with its now numerous openings and demolished yard walls, are highly visible from within the complex.

Visitors now approach the Separate Prison either from the Asylum to the east at the end of the Orientation Tour or from Bond Street where the view is suddenly of A and B Wings. The only impression of the size and massing of the prison is gained on arrival at the Main Entrance off Bond Street. This curved brick wall, erected in 1955, is the only element which gives the impression of the imposing bulk and impenetrability of the Separate Prison. From other vantage points at the site the view of the Separate Prison is invariably obscured by trees or the Asylum unless viewed from above on Bond Street to the south-west of the Prison site. The visitor has no inclination to go that way while visiting the site but they may possibly wander up the road for a walk. There is no other reason to venture that way.

From all points of visitor interest, that is from other elements on the site which are open or available for inspection, the Separate Prison is not visible. Even the wonderful panoramic views that could be see from Scorpion Rock are now obscured by new tree growth and the Separate Prison is hidden behind the row of trees of the (Soldier's) Memorial Avenue.

From the following panoramic photographs (Figures 2.4.10.2 - 2.4.10.15) it is clear that the Separate Prison no longer dominates the landscape as it did originally although it may now be said to reflect the original purpose behind transportation to the colonies - "Out of Sight, Out of Mind".



Figure 2.6.2
Panoramic view from the Visitor Centre. The Separate Prison is behind the trees at the left side of the view



Figure 2.6.3
View from below Visitor Centre showing Penitentiary, part of the Asylum. The Separate Prison is behind the trees at the left side of the view



Figure 2.6.4
View towards the Separate Prison from the church tower. Part of it is just visible above the red roof of the chapel




Figure 2.6.5
View towards the Separate Prison from the garden of the Post Office



Figure 2.6.6
View towards the Separate Prison from the garden of the Accountant's House



Figure 2.6.7
View towards the Separate Prison from in front of the RC Chaplain's House



Figure 2.6.8
View from Scorpion Rock. The Separate Prison obscured by pine trees in the foreground and the Memorial Avenue trees




Figure 2.6.9
View from Scorpion Rock between 1877 and 1895 (PAHS photo archive 2578)



Figure 2.6.10
 The (Soldiers) Memorial Avenue with the Separate Prison behind (taken on Bond Street)



Figure 2.6.11
 The Separate Prison taken from the rise to the south-west. Visitors would not normally see this view on the tour route - they might come on their own but there is nothing else beyond this point to see



Figure 2.6.12
 View towards the Separate Prison from above tramway cuttings (c.f. historical views in Figures 2.4.2.1 and 2.4.2.2)



Figure 2.6.13
View towards the Separate Prison from across "The Farm"



Figure 2.6.14
View towards the Separate Prison from in front of Smith O'Brien's cottage



Figure 2.6.15
View towards the Separate Prison from in front of the Hospital

This page blank

This page blank

Conservation analysis

SECTION 3

Assessment of cultural significance

3.1 BASIS OF ASSESSMENT OF CULTURAL SIGNIFICANCE

This Conservation Report is one of a number proposed in the Port Arthur Historic Site Conservation Plan (hereafter abbreviated to PAHSCP)(see page 183 of Volume 2). The Assessment of Cultural Significance therefore follows the same methodology and criteria used therein (see pages 36 and 37 of Volume 1).

The Separate Prison comprises part of the Port Arthur Historic Site which has been included in a serial assessment of World Heritage Values which was undertaken in 1998 by the States of New South Wales, Tasmania and Western Australia. The combined sites were to be known as the Australian Convict Sites. Within the draft nomination, Port Arthur is assessed as a key Australian convict site with significant historical and operational links to other convict places. It is also significant in a world context for its historic role as part of a global process of colonisation through forced migration.

The PAHSCP assesses the Separate Prison as having an Exceptional Level of Cultural Significance. If an Item is classified as Exceptional it 'meets one or more of the assessment criteria at an outstanding level. These elements are integral to the cultural significance of Port Arthur'. It is stated in that report (page 50 of Volume 1) that:

The rankings and individual statements of significance provide an overview. They are not intended to substitute for more detailed place or item-specific evaluations of significance which should be undertaken as par of the process for major decisions.

The following assessment aims to provide the detailed evaluation which relates to that overview.

3.1.1 Statutory Framework for Assessing Significance

The Tasmanian Historic Cultural Heritage Act 1995 considers heritage items in relation to archaeological, architectural, cultural, historic, scientific, social or technical values. The Australian Heritage Commission Act 1975 assesses items in terms of historic, aesthetic, scientific and social values for present and future generations. The Register of the National Estate criteria includes more specific sub-criteria. These three sets of Criteria are compared below in the same format as used in the PAHSCP.

The following discussion on values adheres to the sequence and headings set out in the (PAHS CP). Because of the nature of the discussion the headings used by the PAHSCP have not been followed exactly. Many issues are continuous over a range of criteria and cannot be understood if divided.

3.2 VALUES

3.2.1 Aboriginal Values

Aboriginal values as they pertain to the whole site are discussed in the PAHSCP in Section 3.2.1. The Separate Prison is merely one part of a much larger process of European colonisation which invaded Aboriginal land and displaced their ancestors/

There has been no evidence of incarceration found to date of any Aboriginal person in the Separate Prison¹. Experience by the authors of this report from other prisons where Aboriginal people were held suggests that such places are shunned rather than held in any place of note in their culture.

Other values may be identified if or when a study was undertaken. It is also not the intention here to repeat what has been written in the PAHSCP.

3.2.2 Aesthetic Values THR (e), RNE (E.1)

Assessing aesthetic values involves considering whether items have distinctive aesthetic attributes that are held in esteem by the community, or are demonstrative of creative or technical excellence, innovation or achievement².

3.2.2.1 Introduction

The introductory paragraphs to this same section in the PAHSCP states:³

Assessing creative and aesthetic values involves considering whether items demonstrate creative or technical excellence, innovation or achievement; or have aesthetic attributes that are held in high esteem.

Visual character is an aesthetic impression which can be appreciated by the mind, processed from examination of a field of vision. Places or items with creative or aesthetic values are significant for a strong visual or sensory appeal or cohesion, landmark qualities, creative or technical excellence.

The Burra Charter defines Aesthetic Value thus:

Aesthetic value includes aspects of sensory perception for which criteria can and should be stated. Such criteria may include consideration of the form, scale, colour, texture and material of the fabric; the smells and sounds associated with the place and its use.⁴

The aesthetic values of the Separate Prison can be discussed under the sensory or visual and aural aesthetic of the place as well as the emotional and mental reactions which arise from these more tangible aspects.

¹ In a note received in July 2001 from Sue Hood, Archivist at PAHSMA, wrote:

No Aboriginal convicts - I've spoken to two contacts and they can't recall having seen any records (to date). Phil Hitton (whose thesis you may have looked at) mentioned there were probably some sent down to Tas. from Vic. but he looked through approx. 10,000 records for his thesis and didn't see any. Note that most aboriginal convicts would tend to appear in earlier records e.g. pre 1830ish.

² PAHSCP Vol 1, 40

³ Ibid, Vol 2, 89

⁴ The Burra Charter 1999, 12

3.2.2.2 Sensory Aesthetic

The aesthetic value of the Separate Prison lies in a self-consciously designed presentation. It is stark, severe, forbidding and overpowering. The form was deliberately made to intimidate and to be a very present deterrent. The scale of it was originally sufficiently dominant in the elevated position on the hillside to be a brooding and fearsome presence. Although now hidden by the Memorial Avenue of cypress trees (which presents a totally different and bucolic aesthetic) it is still possible to appreciate this aspect of the Prison's aesthetic value but one has to be close to it to appreciate it.

The Prison was built at a time when the nature of prison discipline was being questioned. Many other contemporary prisons were being designed with facades that denied their functions. Jebb engaged Sir Charles Barry to design the gatehouse to Pentonville Prison. No such architectural pretensions were used at Port Arthur although the Chapel has certain architectural features and form which distinguish a different purpose for this wing from those that housed the cells. The external simplicity of the whole design may be accounted for by the fact that this is a prison within a prison within a whole penal colony. In the home country many contemporary prisons were being built within an urban setting which required a higher aesthetic than was necessary here.

Internally the aesthetic value has to do with the form and layout of the complex. The rigidity and stark simplicity of the interior spatial arrangement and architecture reinforces the presence of constant adherence to rules, order and unceasing surveillance and silence. The use of stone gives the impression of utter security. White-wash would convey a sense of cleanliness and sterility. High windows obscured any possible view but let in light through obscure glass. Lack of heating further oppresses (in the winter) and enhances feelings of oppression and conveys the awfulness of incarceration in the place.

The Separate Prison, by virtue of its thick walls, is still also able to convey a sense of deep silence which pervades the complex. Visitors are reported to be overwhelmed by a sense of deep gloom which is an emotional reaction to the aesthetic of the place.

The many openings and lack of obscure glass, giving clear views to surrounding parts of the site and admitting sound, considerably weakens the sense of stark and complete isolation, as also does the sound of visitors, especially children's voices.

The worn surfaces, the peeling paint, the rusting iron-work, the lack of partition walls in the exercise quadrants, the weeds and other greenery growing in the yards are all part of the current presentation of the Prison as a ruin. Although the aesthetic appeal of this is not the original purpose of the Separate Prison it is consistent with the presentation of other ruined monuments on the site. It does, however, dilute the experience of asceticism and isolation which is fundamental to the Separate Prison.

3.2.2.3 Emotional aesthetic

The emotional or mental impression of Port Arthur was that of a 'hell on earth'. The conditions and life there have been described by Marcus White and Anthony Trollope⁵, and in *A Burglar's Life*⁶ contains the only published account of a convict's experience of the Separate Prison. The reputation of Port Arthur was built on its role as a place of punishment. This is now distinctly at odds with the appearance of Port Arthur which is presented in a bucolic landscape. Of all the remaining buildings, the Separate Prison is the only one which can still convey the sense of terror that would have affected many of the transported convicts.

This prison was, and still conveys, what Joan Kerr describes as a 'blot on the landscape' for people who were 'unlucky enough to have received the Go To Jail on life's monopoly

⁵ Anthony Trollope visited Port Arthur in 1872 and his book *Australia* with an account of this time was published in 1873.

⁶ Jeffrey, M. first published in the *Launceston Examiner* in 1893

board...All prisons were regarded as sources of contamination, which transferred evil associations onto adjacent areas'⁷. They were supposed to look like places where evil men would end up.

The penal purpose of Port Arthur is now only truly represented by the Separate Prison. The Penitentiary looks more like the ruined warehouse which it was built as, than the prison it later became, and as such provokes more benign emotional reactions than the Separate Prison does.



Figure 3.2.2.3.1 Photograph of B Wing circa. 1920
(PAHSMA Photograph Archive no. 1230)

⁷ Kerr Joan, Introduction to Kerr JS Out of Sight, out of Mind, 1988, 2-3 (quoted in Port Arthur Historic Site Conservation Plan 2000, 92)

3.2.3 Historical values THR (a) (g), RNE (A.4) (B.2) (H.1)

3.2.3.1 Introduction

The Burra Charter describes Historic value as follows:

Historic value encompasses the history of aesthetics, science and society, and therefore to a large extent underlies all of the terms set out in this section.

A place may have historic value because it has influenced, or has been influenced by, an historic figure, event, phase or activity. It may also have historic value as the site of an important event. For any given place the significance will be greater where evidence of the association or event survives in situ, or where the settings are substantially intact, than where it has been changed or evidence does not survive. However, some events or associations may be so important that the place retains significance regardless of subsequent treatment.⁸

Assessing historic value involves considering whether a place is significant because it demonstrates past customs, philosophies or systems which are important in understanding historical evolution at a Local, State, National or even International level. The item or place may be associated with a significant historical event and/or it may have the ability to demonstrate overlays of patterns of human use and occupation⁹.

3.2.3.2 Philosophical

The Separate Prison demonstrates the global spread of ideas of penal reform and the adaptation of these ideas to serve different purposes in different prison environments. It embodies and displays the move to separate prisoners, firstly from British Society, then from the Colonists in settled areas, then from each other. The Separate Prison represents both a historical and current demonstration of how society and groups within society deal with individuals who do not conform to socially-defined norms and thus demonstrates an aspect of society experimenting with itself. In essence it is a demonstration of Separate Treatment as a social engineering tool.

It is a clear demonstration and expression of social control growing out of the Industrial Revolution. As people left the land at the end of the Agrarian age, where they were tightly controlled in the remnants of the feudal system, their congregating in new urban centres provided a place for the spread of new ideas disturbing to the ruling classes. The definition of new classes of offenders for transportation to the colonies was an attempted method of control - and within that system the Separate Prison represents the ultimate attempt at control of those deemed most incorrigible. It may also be seen as a tool in class relations - the imposition of middle class values on working class people.

It was specifically designed to tame the most mutinous spirit (hence the building of it in time to take the incorrigibles from Norfolk Island). Contemporary accounts claimed that it represented "the highest state of perfection" whilst Marcus Clark called it "an ingenious contrivance for making mad-men". The Prison symbolises the institutionalising of psychological manipulation for social reform. This was achieved by partial sensory deprivation through the use of silence, slippers, carpets, signalling systems and the use of total sensory deprivation in the Dumb Cells. This building represents the worst aspects of the general perception of Port Arthur, too, and with its bleak appearance, long geometric passages, claustrophobic cells the inhumanity and stigma that remains attached to the Convict Penal System.

⁸ The Burra Charter 1999, page 12

⁹ Ibid, 41

It contains within its existing fabric and configuration evidence relating to the techniques and methods employed to realise the penal theory of separation. It provides a physical link between, and a point of contrast with, other prisons around the world based upon the ideas developed in penology, prison reform and, specifically, the Pentonville Model. It is a physical expression of ideas about penology in the 19th century representing a point in the development of deviant treatment.

There is evidence here of an official response to a perceived subversive convict subculture, as well as convict insubordination and resistance expressed in 'sexual deviation' and absconding, particularly in response to the mid 19th century situation on Norfolk Island. Sub cultures exist at all levels of society but rarely are they made so visible as is possible through the combative architecture and behaviour control devices of the Separate Prison. Clearly defined and categorised deviancy and responses to it (even if wrongly associated - some were innocent) are powerful reminders of historical societal values and behaviour.

3.2.3.3 Tourism

Tourists began visiting Port Arthur soon after its closure in 1877 as a place of punishment. Perhaps in recognition of the potential of this activity the Reverend Woollnough purchased the prison with a view to turning it into an hotel. The bushfire of 1895 put an end to his plans, but not to the continuing visitation of the place. At this time there were still a few ex-convicts around who had spent time in the Separate Prison who acted as guides.




Figure 3.1

Tourists viewing cells in B Wing. Scenes like this were common between 1877 and 1895.

(taken from *Port Arthur: A Place of Misery* by Maggie Weidenhofer - source of illustration: La Trobe Library (State Library of Victoria))

It is thus an example of very early tourist activity in Australia and is one of the oldest tourist sites in the Nation. Very soon after Port Arthur closed as a Penal Settlement tourists were coming to see the Separate Prison. Vandalism by early tourists contributed to degrading the integrity of the Prison as it existed at the end of the convict period, but it also yields evidence of contemporary attitudes towards symbols of the past.

3.2.3.4 Re-use

The Separate Prison represents the difficulties of all such very specifically designed structures to find a new use other than as a museum. It thus takes its place amongst many of the prisons and other places of confinement across the world. Comparison may be drawn with the cell buildings of the mediaeval monasteries of England that never found a new use. Those that remain are in ruins - the rest were plundered for the buildings materials they could provide - in a similar manner as happened at the Separate Prison.

The Reverend Joseph Woollnough, MLA for Sorell, purchased the Separate Prison in 1889 intending to turn it into an hotel, having first built a cottage alongside B Wing. The full extent of the Woollnough's work has been difficult to establish but his arched opening, converting the double cell in the middle of C wing, suggests that he progressed further than previously thought with his plan to convert the prison to an hotel.

The purchase of the Separate Prison by Woollnough may have saved the complex from complete demolition. The destruction by fire of all the timber elements rendered the building unfit for easy adaptation into another use thereby, and possibly inadvertently, preserving it in its original form for posterity and interpretation.

3.2.3.5 Associations

Many people have been associated with the Separate Prison – those who designed it, built it, were incarcerated within it, guarded it and its prisoners, ministered to their physical and spiritual welfare and those who have been responsible for its continuing existence. It is a silent testimony to all unknown prisoners and guards who experienced life within its walls. It also has associations with those who wrote about it - well known and the less well known newspaper journalists - who all contributed to both its glory (Trollope's "heroes of the place") and its infamy (Clark's *For the term of his natural life* and sundry reports in the press). All these have significance to the Separate Prison and to the island state that grew out of the penal colony.

Former Prisoners

The largest group is, of course, those who were imprisoned here. Many of these are anonymous, yet it is important to acknowledge at least some of these; failure to do so risks perpetuating their anonymity. The following convicts are listed because of their regular appearances in Port Arthur and Separate Prison literature:

Dinny Ahearne, George Fisher, Dennis Dogherty, Mark Jeffrey, William Forster, Michael Mackintire, Richard Walton, Moses Cochrane, Leonard Hand and John Quigley.

Prison Staff

Amongst those who guarded these and others we might mention two Prison Superintendents: J Marshall (one of the first) and William Magill (one of the last).

The Medical Officers were responsible for the welfare of the convicts and ideologically in conflict with the Commandant whose duty it was to ensure strict adherence to punishment regimes. Most of the M.O.s' routine involved inspecting hygiene and adjusting rations, clothing, bedding, and exercise. In addition to twice weekly general inspections, he made more detailed monthly reports of prisoners which were submitted to the Chief Medical Officer. If a prisoner's mind appeared to be affected by the separate system, the M.O. was to be called immediately, and it was in these cases that much of the contestation took place. It was difficult to argue a diagnosis of mental illness within a system that assumed all convicts to be malingerers unless proven otherwise.

Of the Chaplains the Revds' Eastman (the first Chaplain) and Hayward have left their mark. As with the Medical Officers they were responsible for the welfare of the prisoners

and this too often brought them into conflict with the Governors. The most famous of these incidents involved the separation of John Quigley and resulted in the construction of separate quarters for him – which has given rise to the name of Quigley’s Cage although it has not yet been established for certain that he ever used it.

Prison staff, former inmates (of other prisons) and other institutionalised people

The Separate Prison has an important place in the history of modern institutions. The nineteenth century penal movement which the Separate Prison epitomises brought together many of the features of medieval and early modern institutions including Catholic monasteries and Dutch Rasp Houses¹⁰. By refining techniques of surveillance and isolation, and by intricately weaving disciplines of hygiene, labour and piety into the operation of institutions, indeed into their very fabric, the Separate Prison and its immediate predecessors took long existing institutional models and forged them into something identifiably modern; an institution which has the purpose of reshaping the individual’s values, behaviours and personality.

Those Port Arthur visitors who staff prisons or who have served prison sentences will recognise in the Separate Prison an important precursor of their experience of prison life. For example they will see in the Separate Prison many of the psycho-social penal philosophies and designs which were brought to Australia with the movement for separate treatment, which replaced existing corporal punishments, and which have shaped prison experience ever since. In the words of Dr Kay Daniel’s,

“For spectacle (at Port Arthur) the most favoured is the introduction of whipping – ironically, because the importance of Port Arthur lies in the fact that there more novel and sophisticated forms of punishment superseded physical torture. Port Arthur is about the end of the lash.”¹¹

But more than this, prison staff and former inmates may recognise in the Separate Prison the way that modern prisons epitomise modern methods of social control. According to Michel Foucault the new disciplines (cited above) around which nineteenth century penitentiaries were built, and which continue to shape modern prisons, represent “the dark side” of the historical process “by which the bourgeoisie became, in the course of the eighteenth century, the politically dominant class”¹². One aspect of this ascendancy was “the establishment of an explicit, coded, and formally egalitarian juridical framework, made possible by the organization of a parliamentary, representative regime”. But underpinning this formal structure was a system of “tiny, everyday, physical mechanisms, all those systems of micropower that are essentially nonegalitarian and asymmetrical which we call the disciplines (and which) provide, at the base, a guarantee of the submission of forces and bodies....the technique, universally widespread, of coercion”¹³.

Foucault’s analysis is not limited to prisons. He cites schools, hospitals and the police as other examples of institutions through which the peculiarly modern system of power he identifies operates to “guarantee submission”¹⁴. Insofar as the Separate Prison is an excellent extant illustration of the origins and first bold implementation of these new methods of social control it is of significance to everyone who has experienced institutional life.

This echo in modern times of the Separate Prison’s system of social control reverberates very strongly in Australia’s present system of mandatory incarceration for those unfortunate enough to seek asylum on Australia’s shores.

¹⁰ Ignatieff, M., *A Just Measure of Pain: the Penitentiary in the Industrial Revolution*, MacMillan, London, 1978, p47-54.

¹¹ Daniels, K., Cults of Nature, Cults of History, *Island Magazine*, No.16, Hobart, 1983, p6.

¹² Rabinow, P., (ed), *The Foucault Reader*, Random House, New York, 1984, p211.

¹³ *ibid.*

¹⁴ *ibid*, p206.

Gay men

The establishment of the Separate Prison can only be understood in the context of two broader developments. The first was the urgent need, in anticipation of the abandonment of the penal settlement on Norfolk Island, to find appropriate accommodation for some of the more hardened Norfolk Island prisoners¹⁵. The second was the need to find new and effective carceral options to the prevailing penal theory of classification, at a time when the main expression of this theory – the probation system - was being discredited.

The issue which had, more than any other, excited antagonism to both Norfolk Island and the probation system was the reputed prevalence of sexual activity between male convicts¹⁶. Any alternative to places like Norfolk Island and theories like classification had therefore to offer a solution to this sexual activity.

While there is no evidence that Pentonville Prison was designed to fulfil the goal of eliminating same sex sexuality activity it's clear that the Separate Prison at Port Arthur, along with other prisons for separate treatment in Australia, was intended for this purpose¹⁷. In the years immediately before and after the Prison's construction rigorous efforts had been made in Van Dieman's Land and on Norfolk Island to develop a technology of separation and supervision that would reduce same sex contact in convict dormitories¹⁸. Two of the colonial officials most avid in the pursuit of this goal were James Boyd and Dr John Hampton, the two men who were also the most enthusiastic colonial advocates of separate treatment. When indeed the Separate Prison has been built Hampton states that the prevention of unnatural crimes is, along with prevention of escape, one of its primary purposes¹⁹.

Further evidence of the use of the Separate Prison to curb same sex sexual activity can be found in the Prison's sentencing regime and in the records of its inmates. Hilton has made the point that compared to those imprisoned for absconding and insubordination only a small percentage (ten percent) of Separate Prison inmates were sent there for sexual offences and that this figure increased in the 1860s as Tasmania's convict population aged²⁰. This argument fails to consider how high this percentage may have been compared to other demographically comparable institutionalised convict populations. There is every reason to assume that it was higher given two important features of Separate Prison sentencing. Firstly, the two groups for whom the maximum time under separate treatment was reserved were those under life sentence and those, regardless of the duration of their sentence, who were convicted of unnatural crimes²¹. Secondly an identifiable group of colonial-born prisoners sentenced in later years to separate treatment at Port Arthur were men convicted of same sex sexual activity. Of this group the prisoner Leonard Hand is a prominent example.

The relevance of all this to gay men today requires careful consideration.

It is true that not all convictions for unnatural or indecent activity involved sex between members of the same sex. Sometimes such activity, particularly in the latter category, involved persistent masturbation, heterosexual rape, sexual abuse of children or sexual activity in public. However the significance of sex between members of the same sex is that the authorities reserved for it their deepest contempt and the most ingenious

¹⁵ Brand, I., The Separate or Model Prison Port Arthur, Jason Press, Hobart, 1975, p18

¹⁶ Hughes, R., The Fatal Shore, Pan, London, 1988, pp529-542.

¹⁷ Semple-Kerr, J., Out of Sight, Out of Mind: Australia's Places of Confinement 1788-1988, SH Erwin, Sydney, 1988, pp101-104 for a discussion of the implementation of the separate system in NSW in the 1860s to control same sex sexual activity.

¹⁸ *ibid*, pp58-62

¹⁹ GO33/76, Comptroller-General to Lt Governor, 12.5.1852

²⁰ Hilton, P., Separately Treated: an assessment of the effectiveness of Port Arthur's Separate Prison, in the crushing of convict resistance, 1849-1877, unpublished thesis, University of Tasmania, 1999.

²¹ TSA/CO280/376/1971, Commandant to Comptroller-General, 1.2.1869, and, TSA/CSD7/52/1161, Commandant to Colonial Secretary, 17.10.1872

methods of prevention. Official reports and inquiries from the 1840s and into the 1850s make it clear that when it came to sexual activity the almost exclusive concern of prison authorities and liberal reformers alike was same sex. The “cages” and “bins” installed at great cost throughout Tasmania’s penal stations in the 1840s, and which in some respects anticipated separate treatment, were not designed to prevent masturbation or flashing. In the words of James Semple Kerr they were designed “to prevent the prisoner from seeing or feeling his neighbour”²².

It is also true that not all sex between men was within the context of an affectional relationship. As in any prison some same sex sexual activity involved coercion and was performed in the pursuit of power. This category includes not only rape but that sexual activity which was imposed upon or resorted to by younger less powerful prisoners for their self protection. Also, as in any prison, some voluntary sex was opportunistic insofar as it was engaged in by men who would otherwise only have female sexual partners. However it is again clear from official documents that, while there was concern that coerced and opportunistic sexual activity should not go unchecked, a far deeper concern was reserved for sex within affectional relationships. According to Robert Hughes the magistrate Robert Pringle Stuart, sent to investigate conditions on Norfolk Island in 1846, was scandalised above all by those couples, numbering he believed 150, who referred to each other as man and wife and who could not be separated. In Pringle Stuart’s words “the natural course of affection is quite distracted, and these parties manifest as much eager earnestness for the society of each other as members of the opposite sex”²³. Pringle Stuart was not alone in perceiving that love between male prisoners was a greater threat to contemporary ideas about the natural order than opportunistic or coerced sex. In an effort to validate his despotic governance of Norfolk Island Commandant John Price felt it necessary to provide Tasmanian authorities not simply with medical evidence of convict sexual activity but also with copies of love letters between male convicts.

Affectional relationships between convicts of the same sex are obviously of interest to gay men, and are linked, along with other aspects of convict homosexuality, to the Separate Prison. However, the significance of the Separate Prison for gay men today lies no less in the Prison’s anticipation of late nineteenth century and twentieth century legal and social responses to homosexuality. The Separate Prison represents a shift from the regime of corporal and capital punishment of same sex sexual activity which had prevailed for centuries, to newer modes of legal sanction and control including isolation, surveillance, and attempted redemption. This shift in how same sex sexual activity was controlled coincides with changing notions of that activity itself, as well as new ideas about its place in evolving social structures. As the nineteenth century progressed attention shifted from individual acts of sexual deviance to defining the identity of the individuals who undertook these acts, and from the religious implications of same sex activity to the clinical origins and outcomes of this activity. In turn both these developments have been linked by a range of social theorists to changing notions of the family, labour and the role of the state. Prefiguring as they do the advent of modern conceptions of “homosexual” and “gay”, all these developments can be traced through the Separate Prison and the ideas which shaped it.

Also of importance to gay men today is the fact that the Separate Prison was a response to same sex sexual activity which represents the origins of modern Australian attitudes to homosexuality. In the words of Robert Hughes,

*“There could have been no better breeding ground for the ferocious bigotry with which Australians of all classes, long after the abandonment of Norfolk Island and the system itself, perceived the homosexual. And this in turn seemed like an act of cleansing –for homosexuality was one of the mute, stark subliminal elements in the “convict stain” whose removal, from the 1840s onwards, so preoccupied Australian nationalists.”*²⁴

²² Semple-Kerr, J., op.cit., p58.

²³ Hughes, R., op.cit, p271, pp537-538.

²⁴ Ibid, p272.

The remaining question is how clearly gay men today perceive the significance of the Separate Prison to the history of same sex attracted people, and to the origin of modern homosexual identities and society's response to these identities.

The answer is difficult to determine without well conducted research. However there is sufficient anecdotal evidence to suggest that, even in the absence of comprehensive interpretation of convict sexuality, gay men visiting Port Arthur are aware of the efforts made to control and eliminate same sex sexual activity, efforts which included the Separate Prison. This anecdotal evidence is found in questions asked of guides, and the large number of gay visitors to Tasmania who express an interest in Port Arthur and its sexual history²⁵.

The Quakers

Lastly, in considering the significance of the Separate Prison to Quakers today it is important to note that the Society of Friends, as a religious and social movement, is still deeply involved with prison reform and questions of the treatment of criminals. The Quaker sponsored Alternatives to Violence Project is a program implemented in many places around the world including Tasmania. Echoing the example, if not the ideas, of Fothergill and Fry, this program sees individual Quakers admitted to prison to work with prisoners on an individual and group basis to develop skills in anger management, negotiation, mediation and peaceful dispute resolution.

The significance, then, of the Separate Prison to Quakers today is manifold. The Prison represents their crucial role as founders, advocates and critics of separate treatment. More profoundly it symbolises how their religious faith has compelled them in the past, and continues to drive them still, to find solutions to some of the deepest ethical problems raised by crime and imprisonment.

3.2.4 SCIENTIFIC VALUES

THC (B) (C) (D) (E), RNE (B.2) (C.1) (D.1) (F.1)

3.2.4.1 Introduction

The scientific or research value of a place will depend on the important of the data involved, on its rarity, quality or representativeness, and on the degree to which the place may contribute to further substantial information.²⁶

Scientific significance is embodied in the fabric of, and processes affecting, a place and in associated records. It is often the combination of documents and physical evidence which provide the key to unravelling a complex story. Scientific significance is not limited to below-ground archaeological potential. Archaeological resources comprise all facets of material culture including standing structures, ruins, artefacts, cultural deposits, and landform. Records and collections also have the ability to yield important information about the place. The processes of site formation and decay may provide other data of relevance to future management of heritage places.

In the 1980s a Conservation Project was undertaken across the Port Arthur site. The PAHSCP writes of this project:

A remarkable aspect of the Port Arthur Conservation Project undertaken in the 1980s was the pioneering use of evidence across a range of disciplines as input to decision-making processes. Within individual buildings remnants of architectural joinery, wall finishes, ceiling details or other relic fabric were

²⁵ Evidence for the number of gay visitors with an interest in Port Arthur comes from Tourism Tasmania's gay media tours, and inquiries to Tasmanian gay and lesbian information services.

²⁶ The Burra Charter 1999, 12

often used as the means to understand the development and changes within a structure and as templates for faithful reconstruction. The remnants of original fabric which survive, either in situ or as part of the site collection, are therefore highly significant resources that provide a physical record of no less importance than documentary evidence.²⁷

3.2.4.2 Archaeology

The fabric and building form of the Separate Prison may provide information relating to the procedures and processes involved in the introduction and release of inmates and the daily life, movement and general organisation within the Prison. Occupation deposits of the cells and yard surfaces of the Prison and adjacent areas may provide additional information relating to the living conditions of the inmates and the guards within the complex. However, much of the sub-floor areas have been highly disturbed.

Archaeological deposits within the Separate Prison precinct may provide information relating to attempts by prisoners (and guards) to subvert the aims of Separate Treatment. The surviving footings and occupation deposits of the Keeper's Quarters have potential to yield information about the demarcations between penal and administrative/domestic spheres and about the lives of senior prison staff.

The surviving footings and occupation deposits of the Keeper's Quarters have potential to yield further information about the specific operation of the Separate Prison.

The recent dig on the Keeper's Quarters site revealed information about the technology and construction of the buildings as well as their occupation. Information relating to the nature and material of paths and spaces between the buildings has also been unearthed. To date no evidence or information on the gutta percha tube connecting the prison to the quarters has been found except for the documentary references. These investigations confirm that considerable cultural deposits survive, despite the late dismantling of the structures.

The surviving base of the structure known as Quigley's Cage, the Lunatics Yard and other areas near the prison may provide further information on the use and occupation of these areas.

3.2.4.3 Construction, Fabric

The Separate Prison's different phases of construction and adaptation provide evidence of priorities, resourcing and skills at the Port Arthur penal settlement and within the context of Tasmania's prison system as a whole, as well as during the subsequent township and ensuing historic site periods. There is clear evidence in the stonework of an experienced stonemason being responsible for much of the work in B wing, base areas of A and C wings and the architectural components of the chapel.

The Separate Prison provides a potential teaching resource which may be used to illustrate the connection between ideas and ideology and their material expression.

The Separate Prison is an integral element of the total research resource embodied in the fabric and records of the Port Arthur Historic Site. The fabric of the Prison also represents a discrete research resource which documents the success (and/or failure) of traditional construction processes versus the use of modern materials and repair methods. The physical remains of the site provide a contextualising resource to the historical accounts of the construction, use and decay of the complex throughout its life. It is also an expression of specialised building technologies which in some areas are now more visible due to its stripped state.

²⁷ PAHSCP, Vol 2,111

An important part of the resource at Port Arthur are the numerous loose elements of building bits, fittings, furnishings, machinery etc. A number of these may be provenanced to the Separate Prison. Some already are but their original location is not exactly known. Further research is required in this area.

The Separate Prison also has research potential for the study and comparison of conservation methodology.

3.2.4.4 Research

The Separate Prison acts as a focus for ongoing research and debate into the reasons and philosophies underpinning historical definitions of criminality, the evolution of carcerial devices, Separate Treatment, and concepts of reform.

The combination of surviving fabric, convict records and an extensive archival record provides comparative sociological research opportunities into the historical effect of separate treatment on prison populations, and the corresponding association between architecture and behaviour management in contemporary society.

The Separate Prison also exemplifies change in use and meaning. The bushfires provided the catalyst for the transformation of the place from a redundant item of Imperial ideology to an icon of gothic horror. This aspect has, and will continue to, inspire research and discussion.

3.2.4.5 Technical values

Technically the modelling of the Separate Prison on the Pentonville Prison is of value and significance. Pentonville Prison, with its complex planning, engineering, design and extensive mechanical services, was not only the most advanced prison built, it was also considered one of the most advanced buildings of its time. The workings of the cell indicators, warder's clock, pew locking systems and other technological features were all "state of the art" at the time. It is unfortunate that so much of these systems has been lost.

This is further enhanced by the fact that changes were made by Hampton (for unstated reasons) to adapt the design for use at Port Arthur. The result was an even more miserable existence for those imprisoned here with less space, no running water in the cells and no heat in a climate that can be no less harsh in winter than it is in England. The local variations with the final form have never been explained – it is for conjecture as to whether these were brought about by the lack of funds, availability of local skills or some darker reason.

The construction of the Separate prison adapted from the Pentonville model represents a colonial affirmation by the Royal Engineers of the superiority of British ideas. It was so designed that the supervising warders could view all cell doors and exercise yards from the Main Hall. It represents the final experiment in reform which translated the factory system of the Industrial revolution into the Penal System and resulted in special design and technological features all aimed at achieving 'reformation' and submission of the individual.

Although the complex included a chapel, the cell was the primary place in which reformation was to take occur. It was also to guard the convict from contamination of and by his fellow prisoners. In these small spaces the ample time for reflection, aided by improving literature and visits by Chaplains, was supposed to bring about a change in character. The architecture of the building was itself intended to be the engine of reform.

Other technical values are apparent in those areas which have undergone changes and adaptations for other purposes. The extension of 'C' Wing to house lunatics is of technical value, as was the adaptation of cells for this purpose.

The current state of C wing is also of technical value for conservation practitioners due to the extensive rebuilding works of the mid 20th century. Whilst this presents problems for understanding the original detailed layout and form of the walls, it demonstrates former methods of reconstruction - and what would now be regarded as a cavalier approach.

3.2.5 Social/Spiritual Values THR (f), RNE (G.1)

Social value embraces the qualities for which a place has become a focus of spiritual, political, national or other cultural sentiment to a majority or minority group.²⁸

3.2.5.1 The nature of social significance

Recognising social significance is based on acknowledging that places may have an importance to people with direct experience and knowledge of a place, and that this significance transcends utilitarian or amenity values. Social significance is seen as a value held by today's community. Assessing social significance is therefore not the same as doing a social history of a place, although a good social and physical history can provide an excellent foundation for social significance assessment.

The Tasmanian Historic Cultural Heritage Act provides criteria for evaluating cultural significance for inclusion in the Tasmanian Heritage Register (THR). THR criterion (f) refers to social significance: *It has strong or special meaning for any group or community because of social, cultural or spiritual association.*

Closely related to the THR criteria are the criteria used by the Australian Heritage Commission for listing on the Register of the National Estate. Under these criteria, social significance is covered by criterion G: *Its strong or special associations with a particular community or cultural group for social, cultural or spiritual reasons.*

To assist in assessing social significance under Criterion G, the following three sub-criteria have been developed:

- Important to a community as a landmark, marker or signature.
- Important as a reference point in a community's identity or sense of itself.
- Strong or special community attachment developed from use and/or association.

These sub-criteria were used to assess the social significance of Port Arthur for the Conservation Plan. The indicators and thresholds developed for assessing these sub-criteria are outlined in more detail in volume 2 of the Port Arthur Historic Site Conservation Plan.

3.2.5.2 Social value of the Separate Prison

It is essential to note that the brief for this report did not allow for a comprehensive survey of social value amongst contemporary stakeholders and thus information on the social significance of the Separate Prison can only be gleaned from available material, and that the review of the indications of social value outlined here does not constitute an assessment. In the opinion of Context Pty (who conducted the Social Survey of the Port Arthur Site generally but not to any elements specifically for the PAHSCP) this requires a formal assessment.

Some clues about the potential social value of the Separate Prison can be drawn from the social value assessment of Port Arthur which undertaken during the development of the Conservation Plan in 1998.

²⁸ The Burra Charter 1999, 12

The sources used in this earlier assessment were:

- Previous assessments of Port Arthur, including management plans
- Literature about the importance of Port Arthur to the present day Australian and Tasmanian communities
- Visitor survey data held by PAHSMA
- Results of a stakeholder questionnaire (for the Conservation Plan)
- Results of social value assessment focus groups
- Results of survey of repeat visitors (for the social value assessment)

The previous studies and management plans examined for the assessment usually did not address the question of social significance. There were no references in these documents which directly address the question of the social significance of the Separate Prison.

Similarly, while PAHSMA held many reports relating to marketing/tourism surveys, there had been little research on what visitors know and value about Port Arthur (before and after their visit). However, the visitor survey reports do establish the prominence of the Separate Prison in the visitor experiences. The results for 1998 found that the Separate Prison was one of the three most visited features at Port Arthur (with the Penitentiary and the Commandant's Residence), and was the most interesting feature at Port Arthur to those visitors surveyed.²⁹

More recently, PAHSMA has commissioned some qualitative research about visitor experiences at Port Arthur³⁰. There are many interesting aspects of this research in relation to the potential social significance of places and features at Port Arthur. The Separate Prison was identified by some surveyed groups as a 'favourite' place at Port Arthur. Similarly, the insights into convict lives were highly valued by many visitors. In general, convict history was the primary focus of visitor interest – a theme or 'genre' to which the Separate Prison contributes substantially.

An undergraduate thesis researched and submitted by Anna Gurnhill for the University of Tasmania in 2001 has provided further information on the values held and experience had by visitors to the Port Arthur site. While not being specific about the Separate Prison, it is clear from this research that Port Arthur is valued as follows:

A landmark place – a signature place in the history of Tasmania and Port Arthur

A reference point in the community's identity and sense of itself. Responses included "this is our identity" and "it's part of our culture and we should know its history"³¹

A place associated with events that had a profound effect on the community This included but was not confined to the tragedy of 1996³²

Gurnhill noted that a number of her respondents noted the paradox between the tranquil and beautiful setting of the Port Arthur site and the sense of its tragic past history³³. Other comments included:

²⁹ Enterprise Marketing and Research – reports, 1998

³⁰ User Insite 2001

³¹ A Gurnhill, Intangible values, people and heritage places: A study of Port Arthur Historic Site, BA Thesis for University of Tasmania 2001, p. 43

³² A Gurnhill, op cit p.41

³³ A Gurnhill, op cit p.55

Most visitors valued Port Arthur as a peopled place, a place that shows evidence of lived of the past. They regarded the present buildings and landscape as a kind of façade to the past and stated that information pertaining to the lives of people was important to gain a perspective on the site. One person commented that “it’s good to see the buildings and the cells. And then you can imagine how they lived, but you also want to know about the person who lived in the buildings and the cells”... Being able to walk through buildings and experience the Solitary Confinement Cell in the Separate Prison ... contributed to the feelings of “stepping back in time” and “imaging”.³⁴

For some visitors

... the experience of the site prompted ‘reflections on the present day’ and thoughts regarding the mistakes of the past and the importance of learning not to repeat them. In particular, the mistakes relating to how the prisoners were treated and it was seen as an especially important lesson for the younger generation.³⁵

Many visitors regarded favourably the fact that buildings such as the church

... were not restored to their former condition in the convict era. These visitors believed that by restoring the buildings greater authenticity was provided in regard to the portrayal of other events at the site, such as the fires in the early twentieth century. This notion of authenticity correlates with ‘palimpsests in time and space’.³⁶

Places noted as having an eerie atmosphere included for many people the Separate Prison, Dumb Cell and Chapel. Many also related to the conditions of the prisoners’ lives

... mainly because visitors experienced the size of the cells and the coldness, and thus could relate to living conditions there.³⁷

3.2.5.3 Value to communities, groups and individuals

The concept of "community" should not be read as being limited to a geographic community. Rather it can refer to a group of people with a shared culture, values, identity or experiences. Usually, all those who may attach social significance to a place will be those who were directly involved with the place. However, in the case of Port Arthur, it is possible for the site to have social significance for people who do not have direct experience of the place. This is because Port Arthur is a cultural icon, representing important community/social values throughout much of the Australian community.

The social value assessment of Port Arthur identified a number of communities with present-day associations with Port Arthur.³⁸

- Mainland Australians
- Aboriginal Tasmanians
- Tasmanians
- Local Community (Tasman Peninsula)
- PAHSMA Staff
- ‘Tragedy’ community
- Descendants
- Heritage Practitioners

³⁴ A Gurnhill, op cit p.45

³⁵ A Gurnhill, op cit p.50

³⁶ A Gurnhill, op cit p.54

³⁷ A Gurnhill, op cit p.59

³⁸ There are obviously some potential overlaps in these communities – see Volume 2 of the Conservation Plan for discussion of these communities and how they were identified.

As stated above, research related to these groups was not able to be carried out, however some points have been gleaned from available information and these are set out below.

In addition to this list research for this report has identified three other groups for whom the Separate Prison may hold significance. They are:

- Prison staff, former inmates (of other prisons) and institutionalised people
- Gay men
- Quakers

The framework for assessing the social significance of Port Arthur to each of these communities was derived from the Tasmanian Heritage Register and Register of the National Estate criteria, as outlined above.

Mainland Australians

This community comprises the largest group of visitors to Port Arthur. For obvious reasons, it was a difficult community to adequately sample and consult with. The assessment therefore relied heavily on literature sources.

As outlined in Volume 2 of the Conservation Plan, mainland Australians regard Port Arthur as an icon, a convict place, and a place connected with the colonial roots of Australian society.

There are strong indications of the social significance of the Separate Prison for this community because of its capacity to shed light on the 'experience of the convicts', and because of interest in the relationship between structural form and social theory. Mainland Australians also highly value the Church and the Penitentiary – recognised images of Port Arthur.

For example, the attached table of results from the Survey of Repeat Visitors indicates that mainland Australians are more likely than Tasmanians to single out specific buildings and features at Port Arthur as special. Of those surveyed, mainland Australians mention the Separate Prison frequently as one of the most valued aspects of Port Arthur – only the Church was mentioned more frequently in these results.³⁹ Similarly, in the responses to the Conservation Plan questionnaire, the groups which specifically mentioned the Separate Prison as an important or special place were: Interstate respondents, former staff (many now based interstate), and staff.

Tasmanians

Tasmanians regard Port Arthur differently to mainland Australians, and seem to value different aspects. For Tasmanians, Port Arthur is seen as an important and powerful symbol of Tasmania's convict past and its relationship with community identity. This connection has been a difficult aspect of Tasmanian community identity, which is reflected in the varying values placed on Port Arthur.

There is some contradictions in the evidence about the possible social significance of the Separate Prison for the Tasmanian community. In the Survey of Repeat Visitors conducted for the social value assessment, Tasmanian visitors were far less inclined than mainland visitors surveyed in 1998 to select particular places of special value to them, with a far greater proportion saying that it was the 'whole place' that is special. Places with some indications of social significance are: the Church and gardens, Medical Officer's Residence, Penitentiary, Isle of the Dead and Point Puer. None of the

³⁹ Because of the very low numbers involved in this survey, the results provide indicative information only. However, they are consistent with other information gathered during the social value assessment.

Tasmanians surveyed identified the Separate Prison as a special place. In the Hobart focus groups and in the responses to the Conservation Plan Questionnaire some Tasmanians did specifically identify the Separate Prison as special or highly valued. Where comments were given, it appears that the Separate Prison was valued because of its demonstration of the ideas behind penal philosophies during part of the convict period.

Aboriginal Tasmanians

The consultation undertaken as part of the Conservation Plan identified several bases for an attachment to Port Arthur by Aboriginal people. These focused primarily on remnant aspects of the natural environment, the presence of pre-contact archaeological sites, and on a small number of documentary references to the presence of Aboriginal people at Port Arthur (on visiting ships or as convicts). The value of particular historic buildings and features was not specifically addressed, although there is no indication of social significance of the Separate Prison for Aboriginal Tasmanians.

Local Community

For local people (many of whom are also staff at Port Arthur), Port Arthur is a local landmark, the former centre of the Peninsula community and a source of community identity. There is a sense of ownership of Port Arthur (and displacement).

In the focus group discussions with local people, the Separate Prison does not emerge strongly as an individual feature of social value. Places with stronger indications of social significance are: the Commandant's Residence, Penitentiary, cricket pitch, church and gardens, St David's church, Asylum and memorial avenue. Where the Separate Prison was specifically identified as a special place by local people, it was because of its perceived intactness (possibly in comparison to the Penitentiary), and its thought-provoking meanings and the perceptions about the experiences of convicts. The connections between early tourism and community history may provide some bases for local community social significance for the Separate Prison that remain to be tested.

PAHSMA staff

During the research for this report discussions were held with PAHSMA staff and guides. Whilst most discussion centred around the visitor experience, some opinions of the staff became evident. Many said they regarded the Separate Prison as one of the special places or icons on the site, and it is one of the few places where visitors can be given a prison experience. 75% of the tours go through so it is one of the most visited sites at Port Arthur and one of the few places where guides can bring home the experience of separation. . The Chapel and Dumb Cell are both important elements in the only intact prison place in Port Arthur.

It was also stated that the Separate Prison within Port Arthur represents Tasmania within Australia.

A great deal of the significance of the Separate Prison is difficult for the guides to explain, however, due to the current presentation of the fabric and poor interpretation. Visitors have problems with or dislike:

- the modern rebuilt parts
- the fluorescent lights in C Wing.
- concept of the Exercise Yards is difficult to explain without the walls. The Prison is very open at the moment.
- don't like B Wing being cut off.
- poor access for Disabled visitors and no access at all into the Chapel.

- the change to a hotel or house in the selling off days of the Carnarvon period - visitors come and ask guides for the town of Carnarvon which is not visible or explained.

‘Tragedy’ Community

The social value assessment of the Broad Arrow Café⁴⁰ focused specifically on that building, and to a lesser extent on other places within Port Arthur where deaths and injuries had occurred. It seems unlikely that the Separate Prison will have social value for this community.

Heritage Community

For heritage practitioners, Port Arthur is a symbol of professional practice and a landmark place for the application of best practice approaches and training. There is little indication that the Separate Prison is of social value for this community (although this would require further assessment).

Descendants

The social value of Port Arthur to the descendants of people who lived at Port Arthur in the past was not assessed during the previous social value study. This is likely to be an important area of future assessment (for Port Arthur generally, and in relation to specific buildings and features).

Gay men

The significance to gay men has not been evident previously as it has only surfaced as a result of the research for this Report. Now that this evidence has been identified and is available it should be made part of the Interpretation of the place. This will become all the more relevant to gay men (and therefore to gay women) who have, until very recently, suffered abuse and discrimination because of modern social mores which had scarcely changed since the time of the Separate Prison. In other places in Australia and around the world recognition of the suffering of gay people, and the struggle for emancipation and equal rights, has been acknowledged or marked in a variety of ways just as it has been for other minority groups. It is possible that the Separate Prison may also become acknowledged in this respect, and its significance more widely known.. This has been more fully discussed in Section 3.2.3.5.

Prison staff, former inmates and other institutionalised people

The significance of the above two groups relates specifically to the Separate Prison. Because it is so obviously a place of incarceration, of confinement and thus control of behaviour, anyone who has ever lived in, or been associated with, an institution will immediately recognise themes which are relevant to them. There is anecdotal evidence of this from the guides, but as yet no empirical research has been carried out. . This has been more fully discussed in Section 3.2.3.5.

Quakers

In considering the significance of the Separate Prison to Quakers today it is also important to note that the Society of Friends, as a religious and social movement, is still deeply involved with prison reform and questions of the treatment of criminals. The Quaker sponsored ‘Alternatives to Violence Project’ is a program implemented in many places around the world including Tasmania. Echoing the example, if not the ideas, of Fothergill and Fry, this program sees individual Quakers admitted to prison to work with prisoners on an individual and group basis to develop skills in anger management, negotiation, mediation and peaceful dispute resolution.

⁴⁰ Jane Lennon & Associates

The significance, then, of the Separate Prison to Quakers today is manifold. The Prison represents their crucial role as founders, advocates and critics of separate treatment. More profoundly it symbolises how their religious faith has compelled them in the past, and continues to drive them still, to find solutions to some of the deepest ethical problems raised by crime and imprisonment.

3.2.5.5 The Ghost Tours

Another aspect of spiritual significance to be included in this assessment is the value of the “ghost tours”. Highly rated and well attended at all times of the year, these night-time tours are a prominent feature of the tourist trade through Port Arthur. All tours end in the Separate Prison and it is often here that the greatest impact is made and felt. Anecdotal reports claim sightings of actual ghosts, tourists and other visitors report hearing and feeling “things” which they cannot adequately explain.

In other places where great human misery has been inflicted, similar events and occurrences have been reported. Scientific research attempts to quantify and validate these phenomena so far with dubious success. Human experience at a subconscious or spiritual level indicates that there is something going on here - and this we call having a “spiritual experience”. Whatever the rightness or wrongness of any of this the popularity of these ghost tours, the enduring aura of “gothic horror” surrounding the Separate Prison proves that the place has a very strong spiritual significance for most of its visitors and site staff.

3.2.5.6 Summary

The social value of the Separate Prison to many of the above groups is not known, and requires assessment.

In the assessment undertaken for the Conservation Plan, no comment about the social value of the Separate Prison was made in the statement of significance drafted for the Inventory of Site Features (volume 2). This is because the indication of social significance for one or more communities was not sufficiently clear.

From the limited information available, and based on our experience of the previous assessment at Port Arthur, there is a case for the social significance of the Separate Prison in relation to its convict period history, and its central role in the presentation and interpretation of Port Arthur to visitors (through all phases following the closure of the convict settlement).

The Separate Prison is particularly likely to be of social significance to mainland Australians. The evidence of social significance for other communities is less easy to predict. It will be important to specifically assess the social value of the Separate Prison for Tasmanians, the local community and descendants of people who have lived at Port Arthur during different historical periods.

The social significance of the Separate Prison is likely to relate strongly to the building fabric. It may also relate to aspects of use and visitation, and could include aspects of the setting of the complex.

A detailed investigation of social significance will need to explore further:

- The nature of the social value of the Separate Prison to one or more identified community (identified in a statement of social significance).
- The specific aspects (tangible and intangible) of the Separate Prison which are of social significance.

This page blank

3.3 GRADING OF INTEGRITY

The Separate Prison and its associated sites are considered as a whole to be of high cultural significance. It includes spaces and elements of varying intactness from its period as a prison, then asylum, and its later alteration by Woolnough up until the 1895 bushfire.

The period from the fire onwards saw the rapid decline, dismantling of the prison. The later repair works of the 20th century also interfered with the integrity of the story told by the original fabric.

The following diagram shows the relative integrity of the spaces and fabric of the place from, this pre-fire period.

These gradings are based on the integrity of the individual components and spaces in the light of the significance of the place.

Spaces/elements graded 1

These spaces or elements retain a high level of integrity. The original elements and significant configuration of the spaces and their evidence of use and fittings survive substantially unaltered.

Spaces/elements graded 2

These spaces or elements retain a medium level of integrity. While much of the original configuration survives, some of the key elements such as the ceilings etc. have collapsed, been removed, relocated or reconstructed. However much evidence of use and fittings survives in the remaining fabric.

Spaces/elements graded 3

These spaces or elements have generally been altered and have low integrity. Significant elements such as walls have been reconstructed inaccurately and/or with the loss of significant evidence of fittings and use.

Spaces/elements graded 4

These spaces/elements have been completely altered or are introduced and are considered intrusive.

This page blank

Conservation analysis

SECTION 4

Statement of cultural significance

The Port Arthur Separate Prison is of exceptional cultural significance at Local, State, National and International levels.

The Separate Prison is a rare surviving example of the integration and culmination of a set of penal philosophies, designs disciplines and practices which developed in Britain and the United States during the late 18th and early 19th centuries. While ubiquitous at the time the prison was built, the philosophy evident in the complex was soon to decline in influence elsewhere, but was subsequently revived and implemented in a wide range of different forms. It is also important because its partial use to house insane and juvenile offenders represents changes in the purpose of Port Arthur in the late convict period.

The Separate Prison is also of immense value in representing the important value-systems which shaped not only the penal discipline it was built to enforce, but many other aspects of modernity. These include dramatic changes in class relations and the regulation of labour brought on by the industrial revolution and the development of systems of total control over human behaviour and personality using techniques of surveillance, classification, isolation and exhortation. The Prison is particularly important in understanding the development of modern ways of categorising and controlling sexuality and criminal recalcitrance. These are brought into sharper relief by the Separate Prison than by other buildings

Because of its unique place as the ultimate coercive tool in a system of coerced labour the Separate Prison offers unique insights not only into the operation of the entire convict system in Tasmania but into all modern systems of unfree labour.

The Separate Prison is the only building at Port Arthur to represent clearly the attempted total control of the inmate by the State with an extreme, if short-lived, approach to reform. The fabric and configuration of the interior spaces at the Separate Prison have the ability to impart a sense of segregation and solitary incarceration more powerfully than anywhere else at Port Arthur. Combined with the reasons for the erection of this place of correction, the Separate Prison is of considerable real and potential significance to many sections of society from well-intentioned reformers to societies malcontents; from the institutionalised to minority groups and other who live or have lived at the margins of modern society.

The Separate Prison is an integral element of the total research resource embodied in the fabric and records of the Port Arthur Historic Site. The entire Separate Prison site has high archaeological potential. The remaining walls and other standing structures demonstrate 19th century construction techniques and 20th century conservation responses to weathering and other erosive forces at the Port Arthur site.

Alone amongst buildings at Port Arthur, the Separate Prison retains substantial evidence of its original use as a prison, its attempted adaptation to a hotel and residence in the 1890s, the bushfires of 1895, its period as a ruin and materials quarry, and early attempts at repair and interpretation. By representing all these events and trends the Separate Prison encapsulates, more than any other building at the Site, changing attitudes to colonialism, convictism and Port Arthur in the post convict period.

Finally and most importantly, the Separate Prison is culturally significant because at this site a large number of men were inflicted with a form of punishment for which many were ill-prepared or unable to bear and which caused deep pain and suffering.

Conservation Policy

SECTION 5 Issues and Opportunities

5.1 CULTURAL SIGNIFICANCE

To retain and interpret the cultural significance of the Separate Prison, policies must be developed to guide future decisions and work to the place. In order to draft these key issues and opportunities arising from its cultural significance, the Burra Charter, statutory controls and requirements, the client's brief and the physical condition of the place must be identified and considered.

The policies which arise from the following discussion are included here in italics Section 6 gathers these policies together as a summary, separate from the discussion. However, the real intent may not be fully understood without reference to the discussion.

In the following discussion, the broad issue of conserving the Cultural Significance of the place is addressed first and then the condition of the place and issues arising from visitor access and interpretation are discussed. Specific issues and opportunities arising from these for each part of the prison are then considered and policies formulated to address them.

The following issues and opportunities arise directly from the Cultural Significance and integrity of the place as assessed in Sections 3 and 4.

5.1.1 Generally

The Separate Prison is a key element in the Port Arthur Historic Site. In the Conservation Plan for the site (March 2000) the Separate Prison, Keeper's Quarters site and Quigley's Cage site are all ranked as having Exceptional Significance within the context of the whole site (Vol 1 p. 51).

In Section 4.8 Philosophical approach of the Conservation Plan (p.61) it is stated

The outstanding heritage value of the place imposes an overarching obligation for retention of cultural significance of the place

In short there is nothing more important or pressing about the management of the Port Arthur Historic Site than the obligation to conserve it. The existing site is the only one that there will ever be. While it is important to recognise that interpretation of the site and communication of information about the place to the wider community is an integral element of conservation, primacy must be given to caring for the place rather than to tourism and provision of visitor services.

This is not to say that the importance and legitimacy of visitation and supply of positive visitor experiences is not important - it is. However, as a matter of overwhelming and fundamental importance the conservation requirement must prevail.

Therefore in the context of this philosophy the Separate Prison must be conserved, its fabric cared for, and its significance and stories communicated to the visitor.

Policy:

The Separate prison retains Exceptional significance in the context of the whole Port Arthur Historic Site. Its fabric must be retained and conserved as a high priority and its significance and stories communicated to the visitor and wider community.

5.1.2 Grading of Integrity

The Separate Prison and its associated sites are considered as a whole to be of Exceptional cultural significance. It includes spaces and elements of varying intactness and integrity. The following policies arise directly from the Integrity of the specific space or element referred to in Figures 3.3.1 where the Integrity of each was assessed in the light of the significance of the place.

The general principle underpinning these policies is that all spaces and elements are to be conserved in a manner which retains and respects their integrity and significance. Generally this also means that they should be conserved in their current state and, when applying this principle to objects and elements, they are to remain in their present location unless removal to another location is covered by a separate policy for that element.

Policy

The following policy statements are formulated to guide works on the place. They are formulated to ensure that the integrity and significance of the space or element is not compromised and that any negative impact is minimised. These policies may be further refined for specific elements by specific policies later in this section. The gradings refer to Figure 3.3.1

Spaces/elements graded 1

These spaces or elements retain a high level of integrity. The original elements and significant configuration of the spaces and their evidence of use and fittings survive substantially unaltered. They must not be removed or their significance obscured, nor their finishes covered or altered unless this endangers their long term survival.

Spaces/elements graded 2

These spaces or elements retain a medium level of integrity. While much of the original configuration survives, some of the key elements such as the ceilings etc. have collapsed, been removed, relocated or reconstructed. However much evidence of use and fittings survives in the remaining fabric. Surviving original elements must not be removed or their significance obscured. Reconstructed elements may be either removed or made more accurate to strengthen an understanding of the significance of the place. Missing elements may be interpreted, but should not be reconstructed unless this is essential in order to understand the significance of the place. Any reconstruction must be reversible.

Spaces/elements graded 3

These spaces or elements have generally been altered and have low integrity. Significant elements such as walls have been reconstructed inaccurately and/or with the loss of significant evidence of fittings and use. Surviving original elements should be retained and conserved in situ. Missing or altered elements may be interpreted or reconstructed if this is essential in order to understand the place. Finishes may be altered.

Spaces/elements graded 4

These spaces/elements have been completely altered or are introduced and are considered intrusive.

5.1.3 Reversibility

The issue of reversibility is an important one in that future conservation and interpretation should be given as a starting point, a place which is no less significant than what survives now, a place which has retained its present significance. If this principle is ignored, the place and its component parts would progressively lose significance to the point where it is severely compromised or even lost.

This does not prevent changes in interpretation, but such changes should not diminish the significance of the place, its significant spaces or elements.

Policy

Any proposal for change to the place must be considered with regard to its impact on the significance of the place, its spaces and elements. As change may be necessary in order to interpret the place and accommodate public access, these must be assessed in the broadest sense to determine whether the proposed changes respond to and support the significance of the place and whether or not they are reversible.

5.1.4 Restoration

Restoration of elements which have been removed or relocated or are presently stored elsewhere could be considered where such elements are of high significance, or are part of an assemblage of high significance, and such restoration would enhance the significance and/or understanding of the place.

Policy

Restoration of elements which have been removed or relocated or are presently stored elsewhere could be considered where such elements are of high significance, or are part of an assemblage of high significance, and such restoration would enhance the significance and/or understanding of the place.

5.1.5 Reconstruction

Reconstruction of a space or element to a particular period is not generally favoured as this may confuse the history of the place.

In order to retain evidence of changes to the place, and thus respect all phases of the history of the place, reconstruction of missing elements should be discouraged unless it is in accordance with Articles 20.1 and 20.2 of the Burra Charter:

20.1 Reconstruction is appropriate only where a place is incomplete through damage or alteration, and only where there is sufficient evidence to reproduce an earlier state of the fabric. In rare cases, reconstruction may also be appropriate as part of a use or practice that retains the cultural significance of the place.

20.2 Reconstruction should be identifiable on close inspection or through additional interpretation.

Elements which have been replaced with ones which detract from or confuse the significance of the place, should be considered for reconstruction or replacement with appropriate new elements.

Reconstruction or restoration of spaces to their former significant configuration should only be considered where the material to be altered or removed retains a low level of integrity and/or where the later alteration has confused or obscured the significance of the space or element. Where reconstruction is required as part of this process, then this should be in accordance with Articles 20.1 and 20.2 of the Burra Charter.

Policy:

In order to retain evidence of changes to the place, and thus respect all phases of the history of the place, reconstruction of missing elements should be discouraged unless it is in accordance with Articles 20.1 and 20.2 of the Burra Charter.

Elements which have been replaced with ones which detract from or confuse the significance of the place, should be considered for reconstruction or replacement with appropriate new elements.

Reconstruction or restoration of spaces to their former significant configuration should only be considered where the material to be altered or removed retains a low level of integrity and/or where the later alteration has confused or obscured the significance of the space or element. Where reconstruction is required as part of this process, then this should be in accordance with Articles 20.1 and 20.2 of the Burra Charter.

Reconstruction of a selection of the elements detailed above will bring about the reinstatement of those functional and spatial relationships which have been missing since the closure of the prison.

Under these policies, and where appropriate, consideration could be given to restoration and reconstruction of elements of high significance such as the following:

- the wall to the Reception Yard
- configuration of the Chapel including installation of the Gaoler’s boxes and pulpit
- individual yards in Exercise Yard C/D
- the walls to Yards A/B or B/C
- the fence around the Lunatic’s Exercise Yard

These options are discussed later in this section.

5.2 CONDITION OF THE PLACE

This section is a brief preliminary survey of the physical condition of the Separate Prison, focussing on the masonry elements of the building itself. Most of the information is summarised in the attached table which lists the particular issues or aspects of condition against the time period in which they are thought to have initiated. Possible treatments are indicated together with their priority or urgency.

Note that this is not a detailed assessment of condition nor conservation requirements which are scheduled for Stage Three of this project. Rather, this section is intended to provide sufficient understanding of condition and conservation requirements to inform policy making and the development of conservation strategies.

5.2.1 Issues or aspects of condition

The principal issues that effect the condition of the prison are:

- poor quality stone, stonework and bricks;
- rising damp and falling damp;
- loss of mortar and limewash coatings;
- structural settlement, delamination of walls and collapse of vaults and walls;
- quarrying of bricks whilst a ruin;
- build up of ground around C-Wing extension and southern side of building;
- Woolnough's re-arrangement of B-Wing and northern dumb cell;
- poor previous repairs and reconstruction; and
- roofs and their re-sheeting, potential structural and corrosion issues.

Poor quality stone, stonework and bricks

Overall the quality of the sandstone used in the building is not high: it is susceptible to salt attack and biodeterioration. In addition, poor selection has led to the inclusion of stones that should have been rejected. These show bedding plane failures and cracking patterns indicative of excessive clay in the stone matrix. Facebedding of some stones and iron bedding shims are causing delamination and spalling. Underfired bricks are eroding badly due to salt attack.

Rising damp and falling damp

Rising damp and falling damp affect every exterior wall face. The lack of damp courses, poor underfloor ventilation in parts of the building, build up of ground levels and excessive wetting due to lack of roofs all contribute to salt attack damaging the walls through rising damp. Falling damp particularly affects the unroofed B-Wing, but all sections of the building show some falling damp damage from a combination of previous lack of roofs and loss of mortar from joints in copings and corbels.

Loss of mortar and limewash coatings

Much jointing is missing mortar due to rising and falling damp and to structural movements. The open joints allow further water penetration accelerating deterioration. While loss of limewash coatings may be considered superficial, it is clear that the limewash has helped protect both brick and stonework.

Structural settlement, delamination of walls and collapse of vaults and walls

Structural settlement is evident in some corners of the building though the extent is not great. More concerning is the delamination of walls which is evident as outward bowing of exterior leaves and the restraint of through stones by the interior masonry. There are at least eleven examples of outward bowing sections of walls. Collapse of brick cell vaulting and associated dividing walls has led to the closure of some interior spaces (and to recent remedial works in B-Wing). Structural cracking is apparent in the curved brick walls that define the inspection areas to the exercise yards.

Quarrying of bricks whilst a ruin

As well as loss of elements, this has led to structural instability of remaining sections, particularly the curved brick walls of the inspection areas.

Build up of ground around C-Wing extension and southern side of building

The build up of ground levels around the extension to C-Wing and the southern side of building is blocking underfloor ventilation and promoting rising damp.

Woolnough's re-arrangement of B-Wing and northern dumb cell

Woolnough's re-arrangement of B-Wing and the northern dumb cell included the insertion of windows which has led to poorly supported 'lintels' and other structural defects.

Poor previous repairs and reconstruction

Unfortunately, there are many examples of previous repairs of poor quality. These include:

- the perimeter wall to A-Wing/Chapel yard which is neither the correct height nor thickness;
- repairs to stonework of C-Wing & northern dumb cell which have resulted in a confusing jumbling of stones and the use of inappropriately hard mortars;
- the replacement of sandstone corbel/wall plates in brick and also precast concrete which neither match the original in material or form and may be damaging the adjacent stonework;
- large areas of exterior and interior walls have been patched with hard cement based renders which may be damaging the stone through addition of salts and incompatible materials;
- construction of concrete floors in some cells in A Wing may cause rising damp problems in adjacent walls
- treatment of rising damp in the north wall of C-Wing and the interior of the Chapel by use of heavy concrete sections which will only have driven the damp further up the walls; and
- use of an insufficiently permeable paint finish on the interior walls of C-Wing which is showing pustular breakdown due to salt attack.

5.2.2 Summary of overall condition

The existing fabric of the building is in poor condition. While the present roofs are providing protection, much damage has been done during the period when the building was a total ruin and continues to be done because of salts trapped in the masonry from that time. Salt attack promoted by rising and falling damp is eroding stone and brick surfaces and will continue unless treated. There is some evidence to suggest significant loss of material in the last fifty years. Structural delamination of the walls threatens their integrity unless stabilised.

The building is in urgent need of conservation works. A survey of all twenty exterior faces of the cell wings, chapel and dumb cells shows that work is required to every face. The attached table provides a preliminary indication of the likely works together with the priority or urgency ascribed to each action. Some require applied research to resolve appropriate treatments.

5.2.3 Analysis of masonry decay

It has been suggested that the rate of decay of the sandstone of the Separate Prison is to

some extent ameliorated by the nearby World War I Memorial Avenue of pines producing a wind break and sun barrier, and so reducing thermal cycling and also evaporation and hence salt attack. In order to assess this theory and to better understand the condition of the building an analysis of the extent of masonry decay was undertaken. A visual assessment was made of the Loss of Surface Detail (LSD) of the stonework on all but two of the twenty exterior walls. LSD was judged according to the following scale:

- very slight loss of surface detail;
- slight loss of surface detail;
- moderate loss of surface detail;
- severe loss of surface detail.

The assessment was judged as an average (admittedly subjective) for each complete wall section with exclusions made for extreme cases, such as the rising damp damage on part of the non ventilated north-west wall of the chapel. The results are shown on the following diagram (Figure 5.2.3.1).

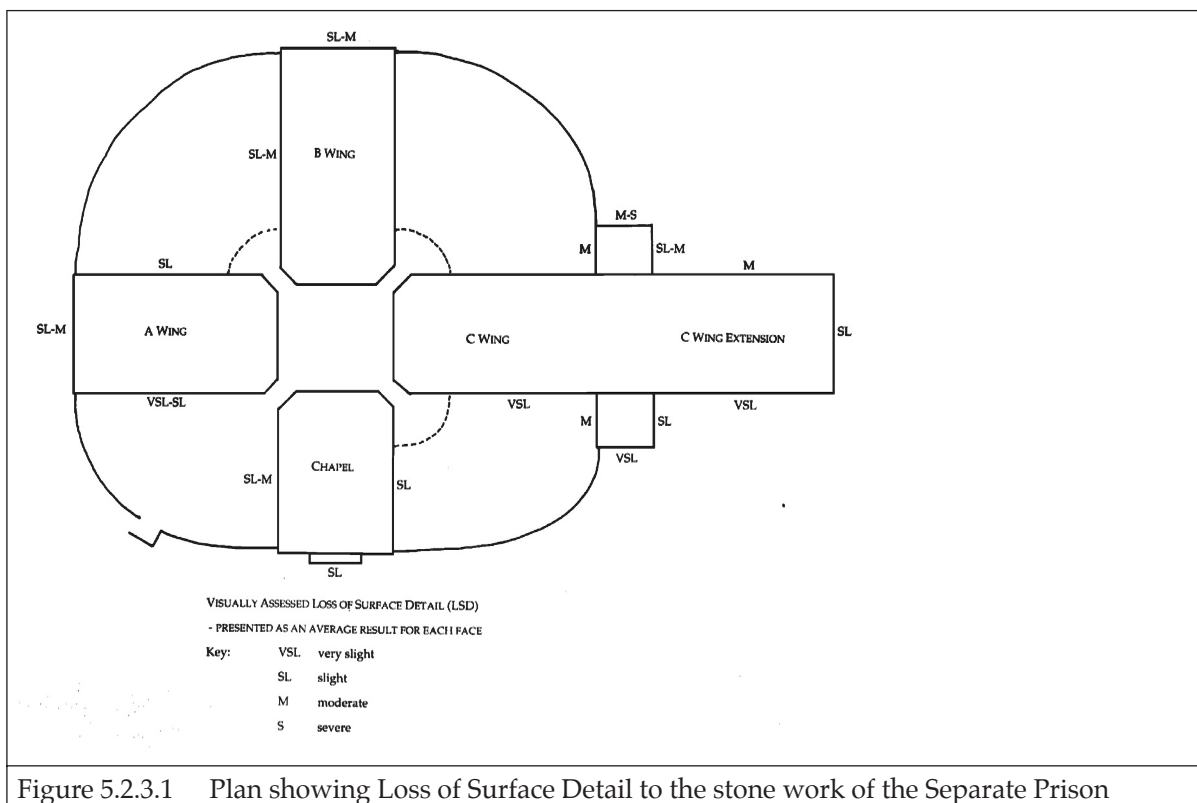


Figure 5.2.3.1 Plan showing Loss of Surface Detail to the stone work of the Separate Prison

The key finding is that the southwest and south-east facing walls have very slight to slight LSD: they would see little direct sunlight, have a narrow thermal cycling range, are covered in lichens and probably remain damp for much of the year. There may be little evaporation from their surfaces and hence little salt attack decay. In contrast the north-west and north-east facing walls are more variable, having slight, slight-moderate, moderate and moderate-severe LSD. They are exposed to sunlight, would have a wider thermal cycling range, have little lichen growth and show evidence of evaporation and salt attack.

The use of limewashes on some wall surfaces complicates the picture as the limewash has had a positive effect in reducing LSD (the stone walls to the exercise yards were limewashed during use, but the end walls of the chapel and cell wings, and the walls of

the dumb cells and C-Wing extension were not). The limewash on the walls of yard A/B has resulted in their better condition and less LSD than, for example, the north-east facing dumb cell and the extension to C-Wing.

Another complicating factor is the quality of the stonemasonry of B-Wing, which is superior to that of the others. B-Wing appears to have less face bedded stone and less stone that should have been rejected during construction.

The impact of the avenue of pines is unclear. Despite its unroofed state the end of B-Wing is in better overall condition than the north-east facing dumb cell which might suggest some protection is afforded to B-Wing by the nearby trees. However old aerial photographs show the former presence of a large tree overhanging the end of B-Wing and this must have contributed to amelioration of climatic conditions over a long period. In addition, the eastern corner of the northern dumb cell shows severe LSD and erosion on either side of a protected corner, indicating strong evaporation. On the present evidence it is concluded that the trees may have some localised influence on the end of B-Wing, but that their overall effect on the building as a whole is likely to be slight. This is a preliminary finding which should be further assessed by comparison with other buildings on the Site.

5.2.4 Environmental factors

Much of the decay to the fabric of the Separate Prison has resulted from the time when the complex was a roofless ruin. Evidence has been found for various types of damage including that caused by rain or dampness, growth of vegetation around the internal walls and in floors – especially in B and C Wing.

Environmental damage to the external fabric has been covered in Section 5.

Section 4.10 of the Port Arthur Conservation Plan 2000 notes the following environmental factors which affect the site as a whole and which are also relevant to the Separate Prison¹:

The high annual rainfall of 1176mm experienced by the site impacts on:

- *the maintenance of the grounds as boggy conditions are created throughout the site, especially in winter*
- *contributes to the loss of historic fabric, particularly stone and brick, through different process of decay such as evaporation, rising and falling damp and*
- *contributes to seasonal fluctuation in visitor numbers; with a distinct decrease in the colder months and a distinct increase in the warmer months*

The clays present in the sandstone and brick used in the construction of buildings at Port Arthur are particularly prone to weathering processes

Environmental factors, including the presence of salty groundwater at the site, sea spray and high rainfall causes salt attack to occur on the building materials used. The movement of this water and subsequent concentration and growth of salt crystals is controlled by climatic conditions such as extremes in temperature and humidity, sun and wind

Fires that have ravaged the site at varying times throughout the years have caused extensive destruction and damage to built fabric. It is due to these fires that many of the materials, such as timber, used at the site have been exposed to weathering processes

Extremes in temperature, high rainfall and micro-organisms present in the

soil are factors responsible for wet rot, dry rot and micro-organism decay in timber

Soils at the site are prone to processes of erosion, soil creep and landslip.

5.3 CONSERVATION WORK

Commencing around the 1930s there have been many attempts at conserving the Separate Prison fabric. Little documentary information survives for the earlier works however in recent years works have been guided by reports and documents which survive. The documents and works and related issues are described briefly below.

5.3.1 Previous reports and recommendations and works

A number of previous reports are available and have impacted on the conservation of the Separate Prison in different ways. They are listed as follows:

a. Hitchins Research Laboratories. 1972.

Recommendations for the repair and restoration of the Port Arthur Convict Ruins, Tasmania. Hitchins Research Laboratories Technical Service Report, No. N.I. 12/72 for the Wildlife Division, Tasmania. [Sep/1/R]

Has a 1970s view of building conservation and proposes the use of the range of chemical products marketed by Hitchins, including Formstar, Arkan, Nuralite, Formrok 28F, Formrok 150 and Gunac.

b. Cripps, P. 1985.

Conservation study of the Model Prison at Port Arthur for National Parks and Wildlife Service. Conservation Services (CS 8326). [Sep/3/R]

The previous conservation plan: estimates cost of works at \$1,704,000.

c. Conservation Services. 1988.

Proposed Conservation/Restoration Works to the Model Prison at Port Arthur for Port Arthur Historic Site Management Authority. Conservation Services, 293 Macquarie Street, Hobart. (CS 8814). [Sep/4/R]

A funding proposal prepared on behalf of the newly formed PAHSMA and directed at the Australian Heritage Commission. Based on Cripps, 1985, it updates costings from that report to \$2,775,000.

d. DPIWE. n.d.

Port Arthur Historic Site Separate Prison "B" Wing Conservation Works 99-00. Cultural Heritage Branch, Department of Primary Industries Water & Environment. [Sep/5/R]

Works Specification

e. Thompson & Brett. 1999.

Port Arthur Historic Site Management Authority, Repairs to Model Prison. Thompson & Brett Pty Ltd. [Sep/6/R]

Recommended repairs to lintels, brickwork and wall caps.

f. DPIWE. n.d.

Port Arthur Historic Site Separate Prison "B" Wing Conservation Works 99-00 - Stage 2. Cultural Heritage Branch, Department of Primary Industries Water & Environment. [Sep/7/R]

Works Specification

g. DPIWE. n.d.

Port Arthur Historic Site Separate Prison "B" Wing Conservation Works 99-00 - Stage 2 revised. Cultural Heritage Branch, Department of Primary Industries Water & Environment. [Sep/8/R]

Works Specification

5.3.2 General review of conservation works to date

a. Reconstructions

Previous conservation works have ranged from major structural repair, such as walls to C Wing, to reconstruction of missing or incomplete elements such as the Chapel interior. These Reconstructions have been carried out following some research but most of the results lack authenticity. For example:

- The external wall to Yard D/A is not to the original height or thickness².
- The entry porch structure has been reconstructed back to front and with inaccurate details
- The reconstructed roof to the Chapel is at the wrong height
- The stalls in the chapel have not been reconstructed to the original form and they are missing the locking mechanisms. This was noted in both the 1985 and 1988 Conservation Management Plan by Peter Cripps.
- The ceiling to C Wing, whilst it appears to follow (in its general configuration) the original from the old photographs, has fluorescent lighting tubes installed which give a false impression of the former arrangement.
- The 1930 reconstruction of the roof to A Wing is completely wrong being of a single ridge design rather than the double ridge and valley construction of the original.
- Reconstruction of much of the wall fabric in C Wing is incorrect and badly worked. It is impossible to understand much of the former arrangement of the cells and walls and other remains from the present state of the fabric. However, this will have to be accepted as part of the history of the place. It would be impossible to reconstruct to the original form.
- The reconstruction of several of the doors for the purposes of the TV programme 'The Mole' remain in place without any explanation. There are many inaccuracies with these doors including that they are swung on the wrong side. Although they were not placed there for interpretation for the visitor their presence confuses the interpretation and presentation of this wing.
- Some of the original door leaves are also swung on the wrong side and not in their original location.

A number of the above were noted in Peter Cripps' report of 1988 and it would appear that non of them were implemented.

b. Use of original artefacts

This is a rare occurrence in the Separate Prison and is limited to doors³. Discussions with Curatorial staff during the workshop for this Report revealed an adamant refusal to re-install original artefacts from the collection. While this may be desirable from a materials conservation viewpoint it is always problematic and can only lead to the use of more reconstructions which inevitably compromises the integrity of the presentation of the place. Should a revised visitor interpretation and management strategy lead to greater security of the fabric of the place, serious consideration should be given to returning original artefacts to their original location.

c. Use of materials

The conservation of much of the fabric has used materials which are either inappropriate or damaging to original fabric⁴. The use of cement to patch holes and worn flags has resulted in loss of visual appeal and integrity of wear.

The conservation of three cells in B Wing appears to be in accordance with current conservation practice although it is not clear why these three cells were chosen to be conserved and their vaulted roofs rebuilt without any commensurate presentation to the visitors.

d. Decay

Much of the exterior of the complex is in an advanced state of decay. Areas of particular concern (as they were in 1988) include B Wing and the surfaces of the quadrants in the Yards. Much of the external wall surfaces also show signs of decay and water damage and these are documented in Section 5.1.1. Apart from covering the 3 cells in B Wing little other conservation work appears to have been done to any part of the standing structure in recent years.

e. Summary

Not many of the recommendations of the previous Cripps reports appears to be have carried out. The present management team at the PAHSMA is keen to rectify this situation.

5.3.3 Future Conservation of fabric

All conservation work will be carried out in accordance with the provisions of the Burra Charter. The standard maxim of *As little as possible but as much as necessary* will be followed in all cases unless there is a good and stated reason for not doing so.

The Separate Prison is a complex and demanding place for conservation practice. What is appropriate in one area may not be so in another (for example B Wing should remain open whilst A and C Wings remain covered?). This Section concentrates on the conservation of the fabric but there are implications too for the presentation and interpretation of the complex.

Immediate (work to be undertaken as soon as possible)

Work in this category includes all the stone work outlined in Section 5.1. A full and detailed survey should be commissioned to establish exact areas of serious decay on a stone-by-stone basis and provide a detailed schedule of works. (Stones should only be removed where their structural integrity is so damaged as to be a cause for concern of stability of the structure). This plan should then be implemented at the earliest opportunity to take advantage of the coming summer weather.

Medium (work to be planned for commencement within one year)

There are areas identified where failure of protective elements will be a cause for concern. There is also concern over the open tops to the exposed walls in B Wing.

Long term (work to be completed within five years)

A full maintenance plan should be devised which will include provision for lifting and relaying of old flags in the open corridors and in the Exercise Yard quadrants where their present uneven junctions may cause public safety concerns. This should also include the repairs or relaying of drains to provide for efficient removal of storm water and rain

Cementitious repairs

Cementitious repairs occur in all parts of the complex as noted in Section 5.1.1.8. It is recommended that these be removed wherever they occur.

Prevention of further decay

The accompanying table by David Young lists a number of areas where problems have been discovered and where remedial and preventative actions are required.

A rolling inspection plan should be created following completion of these works to ensure that the fabric does not deteriorate further in the future.

Good housekeeping and care of roofs, drains, rainwater goods etc. are the best and most effective form of prevention.

Consideration should be given to capping the exposed wall tops in B Wing.

A 5 year maintenance and periodic inspection plan should be created following completion of a scheduled conservation programme.

Port Arthur Separate Prison — Physical condition, possible treatments and priorities				
Period	Issue or aspect of condition	Possible Treatments	Priority	Comments
Construction	Poor quality stone	Replace worst stones	Medium	
		Indent/patch repair others	Medium	
		Consolidate others	Medium	Applied research needed
	Poor quality stonework — face bedding	Indent/patch repair	Medium	
	Poor quality stonework — iron shims	?Lime stabilise	Medium	Need to consider corrosion treatment
	Poor quality (underfired) bricks	Replace worst bricks	Medium	
		Limewash/shelter coat/consolidate	Medium	Applied research needed
	Settlement of corners, etc.	Repoint open joints	Medium	Engineering assessment required
		Dismantle and rebuild coping to south gable and parapet	Medium	May not be required — detailed inspection to determine need
	Rising damp	Improve site drainage	High	Archaeological assessment required
		Improve underfloor ventilation	High	Archaeological assessment required
		Desalinate	High	
	Sacrificial repoint	High		
	Consolidate	Medium	Applied research needed	
	Insert DPC	?Low	Monitor efficacy of other treatments before considering this step	
Fires and ruin	Falling damp	Desalinate	High	
		Repoint copings	High	
		Dismantle chimneys & reconstruct	High	
		Lead flashing to chimneys	High	
		Lead flashing to B-Wing	High	
		Lead flashing to south gable	High	
		Consolidate	Medium	Applied research needed
	Loss of mortar	Repoint joints	Medium	
	Loss of limewash coatings	Limewash/shelter coat/consolidate	Low	Choice depends on policy
	Structural delamination of walls	Grout walls	High	Engineering assessment required
		Dismantle and reconstruct	Medium	If required

Port Arthur Separate Prison — Physical condition, possible treatments and priorities

Period	Issue or aspect of condition	Possible Treatments	Priority	Comments
	Collapse of vaults and walls	Stabilise	High	Engineering assessment required
	Quarrying of bricks	Reconstruct (AMAN)	Medium	Engineering assessment required
	Burial of C-Wing extension & southern side	Reconstruct (AMAN)	Medium	Engineering assessment required
	Settlement of paving of exercise yards	Excavate trench against walls	High	Archaeological assessment required
	Re-arrangement of B-Wing and northern dumb cell leading to further damage to stone	Retain except for public access	Low	
Woolnough		Stabilise — pin or brace as required	High	Engineering assessment required
		Reconstruct (AMAN)	Medium	Engineering assessment required
Scenery Pres. & Nat. Parks	Incorrect / poor repair / reconstruction of:			
	<ul style="list-style-type: none"> perimeter wall to A-Wing / Chapel yard 	Raise existing wall to full height with proper coping	Medium	Decision depends on policy
	<ul style="list-style-type: none"> stonework of C-Wing & northern dumb cell 	Retain unless damaging	—	
		Repoint joints	Low	If existing considered damaging
	<ul style="list-style-type: none"> corbel / wall plates in brick and concrete 	?Retain unless damaging		Incomplete forms? Effective wall plates?
	<ul style="list-style-type: none"> stonework with cement repairs / patches 	Remove from exterior surfaces and repair as needed	Medium	
		Consider retaining on interior surfaces where non-damaging	Medium	
	<ul style="list-style-type: none"> concrete treatment of rising damp to north wall of C-Wing and interior of Chapel 	Remove concrete and render and reconstruct/ patch as needed	High	
	<ul style="list-style-type: none"> impermeable paint in interior of C-Wing 	Remove, desalinate, limewash	Medium	
	Further burial of C-Wing ext. & southern side	Excavate trench against walls	High	Archaeological assessment required
	Re-roofing	Implications of changes to form or materials	Low	
Conservation	Re-sheeting of roofs	Assess compatibility of materials	Low	?Corrosion due to inert catchment
	Anti-corrosion treatment of ferrous elements	Monitor efficacy	Low	

- Notes:
1. The assignment of issues to particular periods is not definitive. It indicates the period in which the issue is thought to have first developed. Many overlap different periods: rising damp did not stop after occupation; nor has falling damp been limited only to the fires and ruin period.
 2. The possible treatments shown in the third column result from a preliminary assessment of needs. They are included to give some understanding of the nature and scope of the work required to conserve the building. Resolution of final treatments is scheduled for Stage Three of the project.
 3. Priorities have been assigned on the basis of urgency and not on need. Except where indicated, no treatments are considered optional.

5.4 VISITORS

5.4.1 The Visitor experience

During the July Workshop run by the Consultancy Team at Port Arthur, an evening session was held with the Port Arthur Guides. The aim of the evening was to gather information from them about the Visitor experience to inform the policies and guidelines of this report

The full report of the evening is at Appendix G however relevant sections of that report are inserted here.

The Guides were asked four questions which follow with a summary of the replies:

I Why do you think the Separate Prison is important ?

- It is one of the few places where visitors can be given a prison experience.
- There is better representation at night on the ghost tours.
- An advantage of the ghost tours is the small size and the silence.
- It is one of the few places where guides can bring home the experience of separation.
- It is the only intact prison place in Port Arthur.
- The replacement of physical punishment was supposed to be better but it actually damaged prisoners more – many went mad.
- The Chapel and Dumb Cell are both important elements in the SP.
- The Separate Prison is important because 75% of the tours go through – one of the most visited sites at Port Arthur.
- The SP within Port Arthur represents Tasmania within Australia.

II What do visitors like about the Separate Prison?

- Visitors are fascinated by the SP.
- It is important for them to go into cells – some are frightened by the mannequin but it was suggested that the perspex should go and be replaced by a peep-hole for better authenticity.
- The cells with doors are also popular as visitors go in and shut themselves in the cells.
- Visitors also like the Chapel and say that it has a worn feeling to it.
- Visitors also seem to know very well what they want and don't want in the place (see under dislikes).
- Some want to see the whole things rebuilt and others prefer the ruin (no statistics on which is which).
- US visitors are also often very interested in discussing connections with the US and criminology.
-

III What do visitors dislike about the Separate Prison?

- Lots of anecdotal evidence about visitors dislike of the modern rebuilt parts and especially the fluorescent lights in C Wing.
- They also have difficulty understanding certain elements of the Prison and a general lack of ability to identify with the place.
- Concept of the Exercise Yards is difficult to explain without the walls.
- The Prison is very open at the moment.
- Many want to go into B Wing and don't like it being cut off.
- There are also complaints about poor access for Disabled visitors and no access at all into the Chapel⁵. Suggested use of mirrors to enable these to see into the Chapel.
- Visitors get a better experience at night.

IV What would you change about the Separate Prison ?

- Have natural light in C Wing
- Mirrors for viewing into the Chapel for disabled visitors
- Plan should have provision for reconstruction of walls (like the Muster Yard in front of the Penitentiary) – the prison is too 'perforated' = loss of impact
- SP represents the idea of 'change' within the Penal system – it was a break with the past and this needs to be explained better to the visitors. Governor Arthur was a man of the new system – a move away from Calvinism to a more contemplative order of correction
- The possibility of telling two stories – the absence of conservation work; - the change to a hotel

or house in the selling off days of the Carnarvon period. People come and ask for the town of Carnarvon which is not visible or explained

- A better explanation of the ideas behind the prison
- An interpretation about what the SP means to us today.
- Many of the ideas put forward in answer to the last question have been incorporated as part of the policies for change in either the conservation or interpretation of the Separate Prison.

5.4.2 Visitor management

There are currently no objectives for visitor management through and around the complex.⁶

Ways of visiting the Separate Prison

There are several aspects of visitor management, some of which were highlighted in the workshop with the guides in July 2001 (see Appendix I) and from conversations with PAHSMA staff, Maria Stacey and Bill Knox. They are:

- Group tours - these happen during the day and at night (the ghost tours). They are popular and appreciated. Comments on tours across the site generally are positive and 50% of Port Arthur's visitors take tours⁷. During peak times of the year (mostly January and Easter) tours of up to 30 people can leave the visitor centre every 15 minutes. At night it is possible to have 14 - 16 ghost tours of 30 people going around the site which includes the Separate Prison on the tour.
- Self guided tours - many visitors tour the Separate Prison unguided.
- Accessibility - much of the Separate Prison is very difficult or impossible for those with mobility problems. It is impossible to enter or see into the Chapel for anyone who is not able-bodied. (See also Section 5.6)
- Route through the complex - at present there is no set route and the visitor who is not on tour can enter and wander at will

Issues - the route through the Separate Prison

Visitors often arrive at the Separate Prison at the end of the basic orientation tour which is taken from the Visitor Centre directly to the Asylum/Carnarvon Town Hall. This introductory tour is designed to give the visitor an over-view of the main elements on the site.

The problem with this route (for visiting the Separate Prison) is that the visitor arrives at the 'wrong end' of the prison. The doorway into the Prison at the Asylum (eastern) end is marked 'Separate Prison' and thus invites the visitor to enter here. To enter the Prison through the Main Entrance (western side) means that they have to walk around the complex. However, this should not be seen as a limiting factor. Entering the complex through the eastern end means that the visitor does not experience the 'process' of the place as a convict would have or the built fabric in its chronological order .

Issues - the experience of the Separate Prison

One of the most striking, different and disquieting aspects of the Separate Prison is the silence one encounters inside the building. Silence and separation was part of the Prison regime in which the convict was supposed to consider the errors of his ways. The rule of silence was also imposed on the guards.

This aspect of life in the Separate Prison can only be experienced by restricting or managing the flow of visitors. There is no restriction on the flow of visitors at present and

the only time that silence can be enforced is during the ghost or other guided tours. This issue is further discussed in Section 5.7 - Interpretation Strategy.

5.4.3 The effect of Visitors

All places are affected by the presence of people. They cause wear to fabric by walking on it, touching it, writing on it and, sometimes, removing it.

The Separate Prison has a long history of damage by tourists and other visitors as was found in the inspection of the fabric (Section 2). Much of the graffiti that exists is now old and there is very little evidence of new damage. What graffiti there is can be found in a number of cells and on the external walls especially at the south-east end nearest the Asylum. Some of the latter may possibly date from the Asylum use and there be very significant.

Wear of surfaces, particularly paving, has been ongoing and was noted in the Cripps's reports of 1985 and 1988. This is particularly noticeable on the steps into A and C Wings and remedial action was recommended in Cripps's 1988 report (Section 5.2.2)

The areas of the Separate Prison open to visitors are:

- the interior of the prison and all cells except where these are blocked off (see Section 2 diagrams of cell doorways marked with a double line =)
- Yard A/D
- Yard C/D.
- Yard B/C (viewing from outside the perimeter only)

It is difficult to establish just how much damage is being done by the current rate of visitor movement around the prison. Much of the wear and damage to the fabric took place during the years that the prison was an overgrown roofless ruin. Nonetheless the numbers of visitors moving through the prison today will be causing damage which needs to be monitored closely.

5.4.4 Control of visitors

It is recommended that the current lack of visitor management and visitor management be replaced by a system that better communicates the meaning and stories of the place and its parts and gives visitors a more authentic experience. In order to achieve this any new system should:

- a. produce a set route for visitors to follow
- b. sets time for general unguided visiting
- c. allow for group guided tours
- d. conduct special guided tours (in which silence may be enforced and general visiting not allowed)
- e. continue the 'ghost tours' in the darkness

These issues are further expounded in the Section 5.7 - Interpretation Strategy.

5.5 ACCESSIBILITY

The consideration of access for people is timely and worthwhile especially as the Separate Prison is a tourist venue. The 1998 Australian Bureau of Statistics survey indicated that 19% of Australia's population has a disability but of Australians over 60 years 50% have a disability. Many of the visitors to Port Arthur appear to be elderly therefore it is good business sense to improve access to the site⁸

In providing advice on accessibility for disabled people the RAlA Practice notes state:

It is the intention of the Act that all buildings in Australia will, in the fullness of time, fully comply with the requirement for non-discriminatory access. Compliance for new and existing buildings are subject to different timeframes.⁹

Heritage places are distinguished by features, materials, spaces and spatial relationships that contribute to their significance. Often, these significant elements such as steep terrain, monumental steps, narrow or heavy doors, decorative ornamental hardware, narrow pathways and corridors, pose barriers for people with disabilities especially wheelchair users¹⁰. Although the Separate Prison has only some of these features, there are enough to pose problems for those with disabilities.

The Draft Access Advice by Eric Martin & Associates (October 2000) addresses many of the issues relating to access to the complex for people with disabilities and should be read in conjunction with this Section. Where items from that report have been used this fact is noted. Further and more general advice may be found in *Access to Heritage Buildings for People with Disabilities* (August 1997) by Eric Martin (then of Cox Architects & Planners

5.5.1 Levels of Accessibility

It is now considered that equality of access and enjoyment of heritage places for all people, including people with mobility or sensory impairments, the elderly, parents with small children and anyone who is temporarily disabled as a result of illness or injury should be a primary aim for owners and managers of such places..¹¹

The need to provide access to buildings for people with disabilities is now a requirement under the Disability Discrimination Act (DDA), but there is also a possibility that this may conflict with the need to conserve our places of heritage value and cultural significance and not alter them in such a way that adversely affects that significance.

Section 23(2) of the DDA¹² provides as follows:

This section does not render it unlawful to discriminate against a person on the grounds of the person's disability in relation to the provision of access to premises if:

- a) the premises are so designed or constructed as to be inaccessible to a person with a disability; and
- b) any alteration to the premises to provide such access would impose unjustifiable hardship on the person who would have to provide the access

People with mobility impairment covers those in wheelchairs, and those who may be assisting them. There are those also who are semi-ambulatory who need to use a walking aid. There are those also who have co-ordination problems, muscle impairment or other factors that impair their ease of movement around a place causing them difficulties to walk unaided.

People with vision impairment will have different requirements to enable them to

understand the place they are in. They may also require special visual aids to enable them to move through the spaces safely.

People with hearing impairments may require other special interpretive material and presentations

People with learning difficulties and other intellectual disabilities may require signs and interpretive material to be in plain English and possibly in diagrammatic form.

Essentially access can be divided into two distinct areas:

- Physical - access to the place itself
- Communication - access to information about the place

5.5.2 Analysis of Accessibility of the Separate Prison: Physical access

Site entry, access and circulation

This Section should be read in conjunction with the *Draft Access Advice 2000* prepared by Eric Martin & Associates. Observations and options offered here include those made by that firm as part of the overall assessment and recommendation for improving accessibility to the Separate Prison Complex.

There are two means of entry and exit to the inside of the Separate Prison. The Main Entrance is accessible to people in wheelchairs and parents pushing young children in prams and pushchairs. From there a wooden boardwalk allows access into the Central Hall. However this boardwalk also obscures a significant stone path and severely compromises the experience of this space.

Thereafter the only area presently accessible for the non-ambulatory is Yard C/D.

Steps prevent access into any of the Wings, the Chapel or the southern Dumb Cell.

The other entrance next to the Asylum (through cell C 18) has two steps up into it which prevents unaided access into C Wing from the eastern end.

While there are only 3 steps up to each of the Wings from the Central Hall each set is of badly worn stone with concrete patches. A modern timber stair presently gives access to C Wing. Construction of a complying ramp to bypass any of these 3 stairs would considerably impact on the central space and the appreciation of its significance. An alternative with less impact may be to construct a ramp within yard C/D to give access to C Wing via existing openings and also to the Dumb Cell. A ramped exit from C Wing could then be made on the south side to the east of the Dumb Cell, again via an existing doorway. This would allow access to all areas except A and B Wings and the north Dumb Cell. Eric Martin suggests a timber ramp which could be fitted into the central space or the walkway to the west could incorporate a ramp and then an elevated board walk to the west (A) wing then steps down to the central space which does not seem to be a clear and simple solution. Such a ramp could be demountable and inserted for either or both of A and C Wings but would require assistance from PAHSM staff which is not an ideal solution. The proposed access route is shown in the diagram in Section 5.10 - Concept Design.

The only existing entry to the Chapel is via a flight of 11 steps, all reconstructed in timber. Once at the top of the steps a narrow system of landings, tiered stalls and steps descends toward the front of the space. Photos taken during the 'ruin' stage, prior to the reconstruction of the Chapel show the wall below the Chapel door breached down to floor level. It is not known if this breach was repaired during the reconstruction works but

there exists a possibility that level access may be made beneath the present doorway and under the tiered stalls. Such an access could enter the Chapel space via a concealed door or hinged section of stalls to one side of the Chapel. Interference with original fabric or the sense of the space could be minimal, however the heights and the required structure need further investigation before this can be resolved and it is likely that it may not be possible.

Alternative means of access to the Chapel could be via a re-opened main door on the south side, behind the pulpit. The date this was blocked is not known but was during the time the prison was operating, possibly as an Asylum. This opening would provide level access to the Chapel but it would require the visitor to exit the prison before entering the Chapel, thus interrupting the flow of the 'isolation' experience. This option would remove some significant fabric but may be acceptable. The only other means of access is to create a new opening in the Chapel wall from either Yard D/A or Yard C/D. This opening could be below a window and if required could enter in the stalls area, with the latter modified to accommodate it. This option removes more significant fabric than the previous but may provide a better visitor experience.

Another consideration is the uneven pavement surface both within the building as well as in the Exercise Yard areas. In some areas the wear pattern is very deep and while it speaks loudly of the passage of time and past use it can be dangerous for the unwary or the not so sure footed. In other areas wear patterns and holes have been patched in cement, generally very crudely however some patches have "worn in" and are now an acceptable part of the patina of the floor such as towards the east end of C Wing.

Of the internal areas, the steps up from the Central Hall into C Wing are the most dangerous while the corridor of B Wing is the slipperiest due primarily to its exposure and moss growth.

Some of these issues can be addressed by rebedding tilted or subsided flagstones removing vegetation and moss however others such as the steps to C Wing require either replacement new steps and hence loss of significant fabric, or construction of a new steel or timber stair to span over them.

Whatever strategy is adopted, the primary aim should be retention and respect for significant fabric and evidence of wear. Where access and safety issues cannot be adequately addressed with the existing fabric then new elements may need to be constructed which meet the standards required but retain the significant fabric in situ.

The following photographs illustrate some of these issues.



↑ Figure 5.5.2.1
Boardwalk into Central Hall



↑ Figure 5.5.2.2
View of Main Entrance from Central Hall



↑ Figure 5.5.2.3
Entrance into A Wing showing steps



↑ Figure 5.5.2.4
Steps up into the Chapel



↑ Figure 5.5.2.5
The Chapel from inside (the door is at top left)



↑ Figure 5.5.2.6

The Central Hall showing the blocked entrance to B Wing (left) and the steps up into C Wing



← Figure 5.5.2.7

The steps into the Chapel and door to Yards C/D behind




↑ Figure 5.5.2.8

The accessible Yard C/D but note lack of access into Dumb Cell



↑ Figure 5.5.2.9

The door in the southern wall of C Wing east of the southern Dumb Cell (potential exit for Disable People)



↑ Figure 5.5.2.10

The inaccessible entrance at the eastern end (next to the Asylum) showing steps

5.5.3 Recommendations for improvements to Physical Access

The following actions are recommended to make the Separate Prison more accessible physically:

- A designated car-park near the Main Entrance to the Separate Prison. It is suggested that this be laid near the adjacent houses to the west and a complying path created from this car park across Bond Street to the Main Entrance of the Separate Prison.
- A level path around the perimeter of the prison complex paved in a crushed brick material similar to that found by the recent dig. This path around the whole complex for movement of wheelchairs and pushchairs/ prams. Eric Martin notes (p.5) for the West Entry of the Separate Prison:
- Provide an accessible route probably on the north where exercise yards can be appreciated
- The accessible route into the complex should be from the west through the original entry point and all visitors to enter from this point (see Section 5.5.2). (Eric Martin (p.8) states that the other entry can remain but will not be accessible for wheelchairs. This is discussed further in Section 5.7 - Interpretation Strategy. The passage through the Reception Yard D/A should enable a smooth transition from pathway into the Prison.
- Access to at least one Wing for the non-ambulant to gain access to a cell and the corridor. This could be C Wing but this would require a ramp to be constructed for wheelchair bound people to negotiated the levels. A complying ramp should be constructed in Yard C/D to access both C Wing and the Dumb Cell.
- Further investigate entry to the Chapel via a new access under the stair. If this is not possible then other means of access such as a new opening in the sidewalls or re-opening of the south door should be investigated. Of these options the access under the stair would have least impact on significant fabric. The other two options require very careful consideration to reduce their impact.. It is noted that Eric Martin's report (p.8) states:

The Chapel is reached by stairs and then there are stairs and narrow openings back down to the Chapel floor. We understand that the area has been reconstructed.

This will remain inaccessible and it will need to be explained by models or photographs

- The flagstones include both concrete and stone infill. Access across these should be monitored and, where appropriate, elements rebbed. Where such action will not make them safe, new minimal modern elements should be constructed to bridge over them. These could include druggets or runners.

5.5.4 Analysis of Accessibility of the Separate Prison: Communication of information

Signage

There is presently no provision is being made for those with impaired sight. There are no braille signs for the blind either to access information about the place or to move around it. There are no audio aids or headphone tour guides available.

The signs and notices are in small type face, often unclear, some faded and some printed white on black which can be difficult for visually impaired people to see.

Clarity of interpretation material

There is not provision in the language of the information panels for those with intellectual or psychiatric impairments and learning difficulties. There are no signs or material in language other than English.

It is recommended that audio and visual means of communication be provided for:

- the blind and visually impaired
- those with audio impairments (for future interpretation)
- those with learning difficulties

5.5.5 Recommendations for improvements to Communication of Information

Signage and Interpretation material needs to be designed to maximise accessibility. The key recommendations of the Eric Martin Report (p.13) are:

- Use the international symbol of access for all accessible facilities (these should be carefully placed)
- Lettering size, type and layout to be clear and legible (e.g. Sans Serif such as Helvetica Medium, refer also AS 1428.1.Clause 17)
- Signs should be in the range of 1400mm - 1600mm above floor level
- Interpretive signs can be lower to suit wheelchairs, children or shorter people
- Tactile letters and symbols be used for key information to assist people with vision impairment
- Lettering be a good contrast to its background
- Glare from signage be minimised by the choice of materials
- Messages to be clear, unambiguous and simple (refer also AS 1428.1 Clause 14)
- Use standard symbols (refer AS 2899 Part 1)

5.6 ASSESSMENT OF EXISTING INTERPRETIVE MATERIAL

Assess the effectiveness to which the fabric and the existing interpretive material communicates the historic complexities of its evolution and uses to visitors;

This assessment is based upon two factors:

- a. Observations by the team on site
- b. Research presented in two studies:
 - Visitor Evaluation to Support Interpretation -User Insite Pty Ltd (February 2001)
 - PAHSMA Draft Interpretation Plan 2001

5.6.1 Fabric generally

Overall the current state of the fabric of the Separate Prison appears to many visitors as 'dilapidated/neglected'¹³. Similar comments from visitors also expressed a wish to 'see buildings restored/re-roofed' and 'get rid of 'non-original' elements - roofing iron and pavers'¹⁴.

5.6.2 External

The external appearance of the Separate Prison does not convey the sense of separation that was presented when the external walls were intact. The PAHSMA Draft Interpretation Plan 2001 in paragraph 3.2 Themes - Orientation Tours comments that

The architecture and its distribution across the landscape express a system of constant surveillance and management e.g. the enclosed, ominously windowless Separate Prison on the hill dominating the settlement is a constant warning to convicts tempted to err...¹⁵

This was true when the Separate Prison was built. It now presents as a partial ruin. It is also hidden from the rest of the site by the Memorial Avenue of cypress trees (see Section 2.4.10). The visitor therefore arrives at the Separate Prison as if by surprise and thus the deterrent value designed by the prominent placing of the complex on the hill is lost.

The loss of partition walls between the quadrants in the exercise yards fails to give the impression of the smallness of the yards wherein the prisoners were expected to 'exercise'.

There is no explanation of the visible circular stone footings for the structure currently known as 'Quigley's Cage'.

There is no explanation of any holes and other evidence for external fences, verandahs and other structures associated with the Separate Prison.

There is no visible indication of the presence of the Gaolers' House.

5.6.3 Internal

The current state of the fabric inside the Separate Prison is in varying states of repair and there is no consistency in presentation. The following list of supporting examples is not exhaustive but indicative:

- **Chapel**

Chapel floor is regularly polished by a buffing machine leaving distinctly modern circular swirls in the polish which catch the light. No polishing appears to have taken place in the cells with timber floors.

- **Wings**

A Wing has metal grill doors and associated frame under the entrance arch while B and C Wings do not.

B Wing has a painted wooden screen with a fake door in it covering the entrance which is not explained.

C Wing has a set of wooden steps into it whilst A Wing does not (although the rise is the same in both cases).

A Wing has no ceiling whilst C Wing has a modern ceiling with bright fluorescent lights which visitors find distasteful and confusing¹⁶

- **Cells**

Doors to cells A3, A4 and A5 are modern reproductions which is not explained, nor the (interesting) reason for them (the TV series *The Mole*).

Some cells are open, some are not - and there is no uniformity of approach in why one is open and another not - nor is there any explanation.

Double Cell C16/17 is used to store wood which is unexplained.

5.6.4 Interpretation material

Interpretation material is limited to a number of panels in various places (e.g. the Central Atrium, Chapel and C Wing). These contain text taken from the Brand papers and in some instances showing drawings from Victorian publications (e.g. the interior of a cell at Pentonville Prison which was not the same as one of these at the Separate Prison).

There is nothing to explain the evolution of the building through the stages of its construction and later adaptation and alterations. There is no explanation of the use of C Wing as the Branch Lunatic Hospital or its relationship to the Asylum. The alterations begun by the Revd. Woolnough during his ownership are not revealed neither is there any information on the complex during the years when it was left as a ruin.

Many of the existing panels are worn and in poor shape being faded, or water damaged or just old. The text and presentation is generally in poor condition due to age and the text is presented in a small type face. There is no signage in braille as was noted by a visitor interviewed for the User Insite study¹⁷. They are presented only in English and the text often taken unedited from the Brand papers. This does not cater for:

- Those with visual impairments
- Those who cannot read English
- Children
- Those with learning difficulties

Scattered almost randomly are some old photographs showing scenes from the photographic archives.

Cell A11 has been reconstructed in the likeness of an original cell and contains a mannequin. There is no interpretation of this presentation and the presence of a mirror for the visitor to be able to see what is behind the door is revealing and also confusing. This cell also has one of the original doors hanging on the opening.

5.6.5 Signage

There are currently no signs to direct visitors through the complex. And so they wander at will unless being led by a guide. Recommendations for better signage are part of Section 5.7

Conclusion

The state of the interpretation material for the Separate Prison is acknowledged to be in poor condition and quite outdated. The following section outlines a new Interpretation Strategy for the complex which should be read in conjunction with the *PAHSMA Draft Interpretation Plan 2001* by Julia Clark.

5.7 INTERPRETATION STRATEGY

Formulate an interpretation strategy for the complex, including the use of conventional interpretation devices, the use of introduced technology, and active interpretation by guiding staff, role play etc.;

5.7.1 Approach

The interpretation strategy proposed for the Separate Prison is strongly informed by the philosophical and methodological approaches recommended in the *PAHSMA Draft Interpretation Plan 2001*, developed by Julia Clark, Manager of Interpretation and Collections.

One of the fundamental premises laid down in this plan is that any future interpretation 'will be based on sound, contemporary and scholarly research'; that it should move beyond being self-referential and 'extend beyond the Port Arthur Historic Site itself, providing an understanding of the place in its historical, geographical and social context.'¹⁸ The ideas developed in history of the Separate Prison currently being undertaken by Rodney Croome will provide both the thematic sinew and the historical content of the interpretation at the Separate Prison.¹⁹

The interpretation will have a strong central theme, described in detail below, and it will engage with this theme from multiple viewpoints. It will be presented in such a way as to engage all the senses, building bit by bit on the existing knowledge of visitors. Text will be kept to a minimum and the medium will be designed so as not to intrude on the impact of the building itself.

5.7.2 **Theme 1 - 'Architecture and Regime' or 'Origin and Idea' or 'Making Machines of Men**

This is the central theme and takes as its premise that the architecture and regime of the Separate Prison are expressions of a universalist vision of a perfectible society; a vision which held out the promise of individual and social redemption through individual conditioning and the manipulation of culture.

Visitors will be introduced to the seductive promises of these visions as they approach the building. The interpretation in the reception area and 'A' Wing will expose them to the mechanistic nature of these visions when they are applied. It will demonstrate both the 'cleanness' of the system and the ways in which individual identity and expression were repressed to achieve it.

This theme contains two sub-themes that are developed as visitors move on from 'A' Wing:

Sub Theme 1

This explores the failure of this vision as demonstrated in continued convict resistance, changing perceptions of the prison in the broader community, and the disillusionment of officials. It looks at the grief caused by visions of perfectibility. This sub-theme will be seeded in 'A' Wing, and fully explored in 'C' Wing, it's point being made most strongly in the vestibule before the exit.

Sub Theme 2

The second sub-theme links the ideas of modern social control - categorisation, separation, isolation, anonymity, scheduling, surveillance, whose comprehensive expression was demonstrated in the Separate Prison, - to its manifestations in our contemporary experience. This sub-theme will be at its strongest in the Chapel, where the interpretation will awaken visitors to the disempowering insidiousness of the systems of social control that pervade our daily lives.

5.7.3 Theme 2 - 'Changing Attitudes towards Convictism'

A second theme, explored primarily in 'B' Wing but continuing into 'C', will look at changing attitudes towards convictism since the closure of Port Arthur as a penal settlement, from denial, through exploitation, to validation.

5.7.4 Interpretation

Ideally, the first introduction to the Separate Prison would be presented at the Visitor Centre, where it would be placed within the context of the development of Port Arthur as part of the penal system.

Approaching the original entrance of the Separate Prison from Tramway Street, the visitor might come across a curved series of interpretive nodes/artworks presenting the visions that gave birth to the Separate Prison idea.

The original entrance would be the only entry point for visitors and mark the beginning of a ritual shedding of the outside world. The sense of isolation, silence, cleanliness and regularity, so essential to the Separate Prison's intent would best be experienced if visitors were allowed access in small controlled groups. The reception area would be interpreted to indicate the way prisoners were processed – objects, perhaps, footsteps and/or indicative reconstruction. Before leaving this area visitors would be issued with caps and slippers and exhorted to keep silent, before being led through to 'A' Wing. Here they would gain a sense of the prison as it was intended. They would be assailed by a smell of lime wash, be able to enter some of the cells – one or two furnished, or peep through the Judas holes of closed doors and view the scenes within. There might be subtle, infrequent, random sounds from within the cells, regular ones without.

The central hall with the tell-tale clock and bell system present an opportunity for interpreting the lives of the wardens, their role and position within the regime: the watchers being watched.

The Chapel could take the thread further, this time engaging the visitors as both watchers and watched, with the use of modern surveillance equipment. As they sit in the separate cubicles viewing themselves on screens, visitors would be encouraged to make connections between the intent of the Separate Prison and contemporary use of surveillance for social control. These connections might be strengthened further, by scenes of surveillance and control in our everyday lives, in malls, for instance, or in supermarkets. There would be a possibility of juxtaposing sermons and advertising as social moulders.

'B' Wing interpretation would focus on changing responses and attitudes towards convictism and its role in Tasmanian culture – denial, exploitation, neglect, etc. It might be possible at this point to introduce one of the old convict guides who used to take visitors around in the years immediately after Port Arthur's closure. He could be presented through image, text, audio, or a combination, and be allowed his version of the prison, breaking down some of the presumptions of a perfect system and vision.

'C' Wing would represent the erosion of the vision, mainly through the lives of the separate prisoners. It would show the ways in which the building was adapted to accommodate changing priorities in an aged and dying penal system. This would include the blocked off section for violent lunatics, whose history could be explored and contextualised within Quigley's repadded cell.

In the vestibule that leads to the exit of the Separate Prison might be a memorial with individual names of those who were incarcerated in the building. This would be the final image before people leave the model prison for the imperfect world outside.

Suggested Route through the complex

The above Interpretation strategy would work most effectively following a set route which is shown graphically in the diagram in Section 5.10 -Concept Design.

5.7.5 The Building

External

This interpretation is strongly influenced by the building itself; far more so than most interpretations. It is important to consider its impact and the likely meanings its form conveys to visitors as they approach it.

The circular mass in the landscape, so unlike the domestic or even penal architecture familiar to prisoners, was designed to appear both unrevealing and oppressive, unremittingly purpose-built:

- For prisoners it held the threat of deadening exclusion from the natural environment and endless isolation from human contact.
- For its designers it held the promise of the means to a society wrought in their own image.

For visitors the sight of the building cannot convey the same undercurrents of either foreboding or hope. But it should present as a dominant structure, displaying the integrity of its intent, formidable to the visitor, and intriguing.

The current absence of the outer wall significantly undermines the impact of the building, and confuses its meaning. From the point of view of interpretation it is strongly recommended that the appearance of the outer wall be restored. This would be in line with the guidelines of the Conservation Plan and with both the current practice of the Archaeology and Gardens Managers on the site with the hospital and summerhouse, and with the stated intentions of the Manager of Interpretations and Collections. It would significantly increase the emotional impact and level of understanding of the Separate Prison.²⁰

In order for the sense of impenetrability to continue until the moment of entry, it would enhance interpretation for the entry porch to be repositioned to its original aspect.

Internal

As with the exterior, the integrity of the interior of the building is also currently compromised by the intrusion of the world beyond, not only because of the lack of an exterior wall, but also from the partially ruined 'B' Wing. While 'B' Wing in its current state can play an important role in interpreting the physical manifestations of changing attitudes towards convictism; its openness should not jeopardise the conceptual integrity of the prison interior. One possible response to this might be to erect a *trompe l'oeil* of 'B'

Wing as it was excluding all light but containing a door through to 'B' Wing as it is now.

The other areas of the prison that fail to provide the sense of enclosure they should are the exercise yards. In a sense these were the cruelest places, providing fresh air and a glimpse of sky, stark reminders of the unattainable world beyond.

Ideally, two dividing walls would be reinstated. This would allow a complete demonstration of the exercise regime including the function of the holding area; and it would allow a greater number of visitors to experience the claustrophobic limitations of the space.

Because of the cruciform design of the prison the opportunity presents itself to deliver different levels of interpretation in its various parts. This would impact on conservation, deconstruction and reconstruction in the following ways:

- A partial reconstruction of the reception area would enhance an understanding of the reception and ritual transformation process.
- 'A' Wing would be brought to as close an approximation of its original state as possible, including the walls and ceiling, a few of its cells, all of the doors, and the bell system. Lighting levels and hues here, and where possible throughout the prison, would be in keeping with oil, and localised appropriately. All windows in this wing should feature reproductions of the original obscure glass.
- 'B' Wing would be presented as with the provisos mentioned above.
- 'C' Wing Extension could have a couple of cell doors reconstructed to show how they worked differently in the extension i.e. opening into the corridor. The ceiling could be reconstructed but the debate about authenticity would be joined as for the repadding of Quigley's Cell (see below)
- Dumb Cells: the northern Dumb Cell could be interpreted for the Carnarvon period and the southern Dumb Cell as for the prison complete with reconstructions of the double door system. This is the perfect place to deal with the ex-convict guides and their stories. Perhaps a taped voice in the first person reconstructing the life and experience of an ex-convict guide and inviting visitors to "experience the horrors of the dark cell"
- The reconstructed Chapel, although inaccurate, does enable many visitors to gain a kinetic and spatial sense of the degree to which isolation was enforced. But the two officers' surveillance pedestals should certainly be reproduced and installed, and the pulpit reconstructed to its original proportions. One of the rows of stalls should have the locking mechanism reproduced.
- Quigley's Cell would have far greater impact if it were repadded but the risk is run of unauthenticity and may reinforce the link between madness and padded cells making it harder to introduce ideas about other treatments (this would need further research).
- Externally, footprinting the lunatic airing ground and verandah would enhance the idea of changed use, and the different intent in the treatment of the mentally ill.

5.7.6 Ambience and Media

It is important that the building not be cluttered with interpretation: that the starkness underlying the purpose of the Separate Prison remain dominant. Because of the intent of the interpretation to both recapture the sense of the prison when it was first opened, and to strongly link the ideas that gave birth to it with current social control practice, it will be more appropriate for adults than children. It would be advisable to have some level of warning to visitors before they make the decision to enter the building.

The media will be selected for their capacity to tease and engage all the senses in understanding the central themes. They may include:

- Art works (sculptural forms, trompes d'oeil)
- Dramatic interpretation (a silent warder going about his regular duties in 'A' Wing)
- Dramatic sequences (two or three way dramas focussing on schisms within the system)
- Pepper's Ghost (possibility with or without sound, for conveying life of a convict.)
- Recreated objects (hammocks, Bibles, hoods and slippers, tell-tale clock, buckets, lights etc)
- Smells (lime-wash, body odours, etc)
- Sound, ambient (perhaps regular – 'A' Wing, random 'C' Wing).
- Sound, localised (in the Chapel, perhaps a Pepper's Ghost.)
- Sound, individual (to be considered for Ex Convict tour)
- Stereovisuals (for scenes within the closed cells in 'A' Wing.)
- Surveillance equipment (video cameras, players and screens)
- Textual interpretations (impressionistic quotes, lives of convicts, memorial panels, regulations and regimes)
- Tours (specialised guided tours focussing on: the vision, the building, effects of social control, particular incarcerated groups –eg Norfolk Islanders, absconders, men convicted of homosexual activities.
- Visual interpretations (such as days of incarceration in scoring code, relating to sentences for particular crimes).

5.7.7 Process

The interpretation strategy would be developed in close consultation with Port Arthur staff; in particular the Interpretations and Collections Manager, Conservation Manager, Visitor Services Manager and Guides. Interpretation within the Separate Prison precinct should be augmented by other contextual interpretation. This might include an introduction within the Visitor Centre, as mentioned above; publications, both scholarly and general; drama; education kits; and activities.

5.8 THE SEPARATE PRISON - SPECIFIC COMPONENTS

5.8.1 Specific components - Main Entrance and Reception Yard

The main entrance

The Main Entrance porch was rebuilt at the same time as the wall to this Yard in 1955. It was constructed with the entrance opening facing north whereas it originally faced south. This should be rebuilt with the correct scale, configuration and details according to the available evidence such as that in the following photograph:




Figure 5.8.3.1
Photograph of the original entrance to the
Separate Prison
(PAHSMA Photograph Archive 2163)

The external wall to Yard A/D

This wall was reconstructed in 1955 but not to the original thickness, height and capping detail. Whilst the effect is similar to that of the original wall the lack of accuracy, particularly the height, lessens the impact and integrity of this important element. It is therefore recommended that the top of the wall be rebuilt according to the original configuration.

The Entry Yard and Gaolers Quarters

Within the Yard A/D the footings of the Gaoler's Quarters and other structures in that area survive as well as the stone paving. An early photograph (shown below) shows these Quarters and covered walkway looking towards the entrance. The space could also be used as part of the Interpretation of the Separate Prison and reception space for visitors.




Figure 5.8.3.2
The Gaoler's Quarters in the Reception Yard taken 1877 - 1895 (PAHSMA Photograph Archive 2158)

The wear marks in the pavement in this area give very tangible evidence of use and movement within the area and between the various doorways.

The present boardwalk covers the main entry path and the evidence for access routes off it. The boardwalk should be removed and the path assessed in terms of access and safety issues, and any tilted over or subsided stone rebbed. The timber handrail should also be removed. The existing roof to the walkway, while in much the same place as the original, , does not give easily understood clues to the presence or absence of the wall to the office immediately adjacent to it. The covered walkway was a skillion form adjacent to this building, becoming a double, or gable pitch beyond it (see photo). Unfortunately only one early photo survives of this area, and it is difficult to be certain about the form of the other structures in the yard.

Both site and documentary evidence suggest that these was a latrine as well as a place to empty the night bucket in this area. There was also an area where the food was prepared. Evidence suggests that the latter was to the right of the photo and the latrine and the prisoners area was to the left. A lead pipe is still evident in the wall next to an open drain.

Without some form of full size 3D indication of what was in the yard, it is difficult to understand. From a pure conservation point of view no reconstruction is required but from an interpretation and visitor experience viewpoint , some interpretation of the missing structure would be useful.

The known original structures, including the roof to the main path, could be interpreted using a fine framed outline form, including doors and windows, in steel with the only solid panels being the roof over the walkway. Full or even partial reconstruction of these elements and walls would be conjectural and contrary to best practice in conservation.

The paving should be cleaned of moss and made safer. All original drains should be put in working order

5.8.2 Specific components - A Wing

The Entrance in to A Wing

The iron gates and grill into this wing are old but not originally from this position. The gates are originally from exercise yards, exactly which is not known. They have both been cut down and then built up again. The surrounding grill is from a location other than Port Arthur and as it is part of the confused period of early visitor use, it is suggested that it be removed entirely and the doors/gates repaired and rehung in as close to their original position as possible. At present they exist in this location without explanation which is confusing as there are no such gates on either of the other two wings of cells. They are graded 2 as they are part of the story of the Separate Prison but not part of the original fitout.

A Wing roof

The roof to A Wing was reconstructed in 1930 (see Section 2.2.2 and Figure 2.2.2.4) to a wholly inaccurate design. While the ridge may approximate the original height the form is wrong. From earlier photographs it is clear that the roof structure was a double ridge and valley hipped at the western end. The opportunity could be taken to replace this roof with one which more accurately reconstructs the original design. However, this is only an issue externally and there is an argument for retaining the existing roof form as it was the first act of protection for the then ruined and roofless Separate Prison. The more accurate reconstruction of it is not seen as a high priority but it could be considered only after more urgent issues are addressed.

The repairs carried out to A Wing in 1930 at the top of the walls now appear crude by comparison to current practice but it is clearly a repair and the extent of the original can be readily comprehended. To remove and redo these repairs may cause further damage and thus their reworking is not supported for this reason as well as that of significance of the 1930 repair.

A Wing ceiling

A Wing currently has no ceiling and there is photographic evidence for the original ceiling being of painted timber boards with no skylights. The openness of the present construction, while being appropriate in 1930 as a simple cover over the ruin, fails to give an accurate impression of this wing and is the only significant element apart from doors and windows which is missing from this wing.. It is therefore recommended that the ceiling be reconstructed as part of the Interpretation of this wing.

A Wing cells

There are only 2 cells in the whole prison which have all their hammock pins still in place and they are both in A Wing. One of these is blocked off and the other fitted out for interpretation with an original cell door fitted and reconstructions of the corner shelves, ceiling vent, loose furniture and a mannequin. Both cells have received new limewash and new timber floors. Originally all cells in A Wing had timber floors but only one joist fragment survives in one of the cells. 3 cells have recent mass concrete floors which may cause later damp problems. All cells have their original brick vaulted ceilings.

There are 3 reconstructed cell doors, created for the TV series 'The Mole' however they are all hung on the east side, whereas all the doors in A Wing were originally hung on the

west side of the opening. Their colour follows that visible on the door exhibited in the nearby museum which is not from the original section of the Separate Prison but possibly from the extension to C Wing. (It has no padbolt, which was the earliest locking system, has a different number design and is "21" which can only be the east end of C Wing, if in fact it is from the Separate Prison at all.

Thus they are misleading on a number of counts. All door frames in this wing are twentieth century and some are very crude. All original obscure glass in the sashes is gone and the pair of windows at the end of the corridor (c.1930) are casements where the original were double hung. These anomalies should be rectified.

A Wing corridor walls

Originally these walls were limewashed and the earliest photos suggest that at the time of the prison's closure the corridors walls were thickly painted although the finish seen in these photos looks too glossy for limewash. Most of this paint has now weathered off with only fragments remaining. At the time of the 1930s work little appears to have been done to the walls but since then some areas of surface repair have been carried out in cement and these patches now disfigure the wall. This is the only wing where the early corridor paint finishes can be seen, as in B Wing all paint finishes have weathered off and in C Wing they have been painted over, if they survived at all. Such evidence is both rare and significant, it should not be covered or removed, however the cement patches (if they are to remain or ever replaced) could be carefully painted in a colour which blends them into the rest of the wall.

A Wing corridor floor

There is less evidence for subsidence or movement in the floor than in the other corridors most probably due to roof protection and the cement patches generally appear to be early ones, possibly 1930. Some of these have worn in well and give the subtle clue to the earliest attempts at conservation while others are jarring and could be removed and replaced with a more sympathetic lime based render. Some flagstones around the iron grills have been shattered but it is important that they are stabilised and retained rather than replaced to retain their integrity.

A number of the thresholds have also been replaced in concrete, whereas others are in timber. Further research is required to determine if they were timber and if so they should all be timber.

Lighting levels should be natural during the day and dimly lit at night (except for the ghost tours which are conducted in darkness).

Suggested conservation and interpretation works in A wing include:

- remove the gate/grill at west end and careful repair of the floor
- reconstruct the obscure glazed double hung windows at the west end
- reconstruct the boarded ceiling
- relocate original cell doors to cells with the appropriate number in A Wing
- Clean recent limewash off painted borders to hammock pins, ventilators etc. in A10/A11
- Remove modern cell door over cell A11

- Reconstruct obscure glass to cell windows in those fitted out for interpretation (not all)
- Pending engineers advice remove concrete mass floors in cells
- Relocate 'The Mole' doors to other side of corridor or in C Wing - with correct swing and grained paint finish.
- Retain existing degraded finishes and early graffiti in cells and corridor and provide interpretation
- Reconstruct timber floors to cells without timber floors except A1, A8 & A16
- Reconstruct indicator system to A9 & A10 to match A11 and give correct cell number to existing indicator

5.8.3 Specific components - Exercise Yards A/B

These yards have been more completely demolished than the other two sets in B/C and C/D, with only the minor quadrant screens with its gate openings surviving above the pavement level. All of the brick dividing and perimeter walls have been taken down to pavement level.

The flagstones are worn in many places and water collects where it cannot be drained away due to subsidence and other factors of age and wear but this paving and its spoon drains are remarkably intact.. The whole area should be conserved. This may involve the lifting of some flagstones in the yard and relaying them so that water can drain off in future. The drains should be inspected and put in working order where they have failed, retaining as much original fabric as possible. The timber deck floor over the inner quadrant should be removed and the flags below conserved.

In terms of changes, this set of exercise yards appear to have been least altered over the life of the Separate Prison, and the exterior walls of Wings A and B both also survive without alteration. Thus if any of the exercise yards are to be reconstructed it is easiest in Yard A/B. Apart from negating the period of deconstruction and ruin, it would appear that no other aspect of the history and evolution of the Separate Prison would be compromised.

Much evidence survives on the cell block walls and quadrant wall sections for painted limewash finishes and this should not be covered or removed.

If the exercise yard walls are reconstructed to aid interpretation, they should be brick, flush jointed, limewashed and separated from all original surviving fabric by a coloured tile line, preferably bright red to aid interpretation and retain the integrity of the original work. The small roof sections could either be fully reconstructed or made as an outline frame.

The grill doors to each yard should also be reconstructed, retaining all surviving iron framing in situ. The purpose of such reconstruction is to aid interpretation and it is therefore important that the visitor understands these as reconstructions and does not confuse them with the integrity of the original work.

Entrances

The door from the Central Hall is an early prison door but not necessarily from this position. It is discussed under 'Central Hall'.

The existence of the ironware for the gates is important and these should be conserved to prevent further corrosion of the wrought iron.

Suggested Conservation and Interpretation works in Yards A/B include:

- Remove timber deck floor to entry area and repair flagged floor
- Rebed tilted or subsided paving and drain elements to ensure proper drainage of area and reasonable public safety
- Careful repair of drainage and clearing of lines to put in working order while retaining as much original fabric as possible
- Retain all remnant paint and other finishes
- Conserve wrought iron elements and stabilise surface finish without obscuring it
- Reconstruct brick perimeter wall and the 3 dividing walls to original detail, separating the new work from the old to differentiate it by a coloured tile line, preferably a strong colour. Finish new brickwork in limewash.
- Reconstruct one or more of the small roof areas either in full or as outline frames (these were attached to the dividing walls only).
- Reconstruct the 4 grill doors and make functional utilising the existing iron frames

5.8.4 Specific components - B Wing

This wing is the earliest part of the prison to be completed and was the first to lose its roof on the west side and the corridor. It is finer in detail and finish than Wings A or C and provides the most tangible evidence of Woolnough's grand scheme. Only 3 vaulted ceilings survive, all others being collapsed and it has no floors in the cells. Of all the parts of the Separate Prison, this wing has the greatest integrity as a ruin.

The Entrance in to B Wing

The entrance into B Wing from the Central Hall is currently covered by a timber screen painted to resemble a wall with a door in it, erected for a recent event. The screen is graded 5. Not only is this an Intrusive element in the Separate Prison it also confuses the visitor and there is no explanation for its presence, and it should be removed.

The lack of a roof and missing end wall to B Wing allow the outside world to penetrate into the Central Hall of the prison and considerably compromise the sense of isolation and separation. The issue here is how to achieve both the preservation of the ruin and the preservation of the sense of isolation.

One solution would be to reconstruct a small section of the ceiling to B Wing at the south end, taking it back to the north side of the first or second cell on either side, and finish it against a new painted screen or *trompe l'oeil* of the remainder of the original B Wing corridor. If this screen were placed beyond the door to B2, access to the remainder of the wing could be through this cell via a new timber floor section. Alternatively a sham door could be constructed in the screen directly accessing the open section of the corridor to the north.

Protecting the ruin

While B Wing is an evocative ruin, its openness also places it at risk. Issues surrounding its condition have been discussed in Section 5.2.

There are two original prison cell door stiles surviving in this wing, the only original joinery elements known to survive in their original location. They retain clear evidence of both the original pad bolt system and the later rimlocks. The wear mark in the adjacent stone for

the latch tongue confirms that the doors opened into the cells. Thus it is essential that both of these stiles are retained in situ protected and conserved. Any action to protect them from the elements should not compromise the integrity of the remainder of the space. One solution may be a simple glazed roof over this area which is clearly separate from the ruin, but this would require very careful consideration and design to avoid confusion.

The protection of the stonework generally is an important issue as has become evident with the necessity of recent repair works. Without some form of protection the stone will progressively deteriorate, walls open up and more invasive repairs become necessary. The recent work to stabilise and protect the 3 remaining vaulted ceilings appears to have adequately solved the issue there, at least for some time. Elsewhere the tops of the walls remain exposed, with open joints allowing water entry into the wall structure.

There are 5 main possible solutions for protection of this wing although there may be others which are a combination of these:

1. Reconstruct the original roof over the whole wing. This would largely confuse its latter history as Woolnough's house and then as a ruin. Not a preferred option.
2. Reconstruct Woolnough's roof with additional roof areas to protect those areas he unroofed. Again this may confuse the history and is not preferred.
3. Construct a completely modern roof form over the whole wing, floating above it. If carefully designed, this could be successful. However, unless it incorporated some transparent material it could dramatically change the sense of 'open' ruin the place now has. This solution would allow the place, particularly the paving, to remain dry and thus safer to the visitor.
4. As for 3. but only over the corridor area. This would address the paving and safety issues but still leave a considerable amount of the walls exposed and thus vulnerable.
5. No roof but protect the tops of the walls with either a metal (lead) capping, a rendered capping or a careful repoint of all open joints and the possible application of a lime shelter coat to the stone on the top surface. The latter would be the least intrusive but would require the greatest maintenance and monitoring, something which is really necessary anyway for the whole place.

In summary - 1. and 2. are not preferred. 3. could give an exciting result but would be contrary to the approach adopted for all other ruins on the site. Thus it should only be considered in the light of a review of solutions for other ruins on the Port Arthur site and may be an option for the future. 4. has considerable merit in that it makes this wing more safely accessible, without being intrusive. The new roof section could be of glass and hardly visible from the outside, except above. If combined with 5. a balance of protective measures could be achieved with minimal impact. 5. as a solution on its own still does not address the safety of the paving, however it is the most simple and clear. Any protective capping to the walls will require very careful thought as to its visual impact. Refer also to Section 5.3.

Woolnough's alterations

Much of B Wing contains evidence for alterations carried out by the Revd. J B W Woolnough although it is not clear exactly what he did. Photographs of the period (see Figures 2.2.2.1 and 2.2.2.2) show a roof structure and various chimneys from which it is possible to construct an approximation of his house or cottage, but there is no other evidence for the structure itself. There are new window and door openings in the eastern wall and the original fireplace and windows and other parts of the wall at the northern end of the wing were removed.

These are important parts of the story of the Separate Prison and should be retained and respected. They should be conserved as part of the Interpretation (see Section 5.7)

The end wall to B Wing would appear to have been altered to accommodate Woolnough's new entry. However, this is speculation based only on site configuration. The present crude plywood door gives more of an impression of a building site rather than a ruin. A more appropriate infill based on what can be understood of Woolnough's intent and what remained later, as seen in some of the early photos, would be a better solution.

Without further interpretative devices his alterations and additions are very obscure and difficult to comprehend. Simple full size skeletal outlines of the roofs and chimneys and any other known elements, in steel or other fine material, would considerably aid interpretation without compromising the integrity of what remains. They would also avoid the problem of any conjectural reconstruction.

It is crucial in any of these steel outlines to firstly prepare a full size mock-up or phot montage to test the accuracy of the outline and refine the materials used.

Cells B10-12

These cells have had their vaulted roofs reconstructed and the cells stabilised by internal wooden scaffolding. This is not yet open for inspection by the general visiting public. Depending on the Interpretation strategy for this wing these cells could be of interest to explain the nature and mechanism of building conservation.

Cell floors

All cell floors were of timber and all have gone except for possibly one early joist. Further remains may be found in the rubble. To aid interpretation timber platforms could be constructed in some of the cells. These should remain well clear of walls and allow clear viewing of significant elements, including the rubble.

Suggested Conservation and Interpretation works in B Wing:

- Remove existing temporary screens to Central Hall
- Remove weeds and mould growth to paving; lift and rebed tilted or subsided flags
- Reconstruct a section of the corridor ceiling at south end for interpretation/entry from Central Hall. Block corridor with *trompe l'oeil* screen of the Wing pre-Woolnough but allow access beyond into ruined corridor
- Protect timber door stiles and conserve in situ. Consider a discrete roof over this area
- Remove temporary screen at north end of corridor and construct a more appropriate infill section which aids interpretation.
- Construct isolated sections of timber flooring platforms within selected cells to allow access and viewing of remains
- Stabilise and protect exposed tops of masonry walls and remaining fragments of brick vaults using a combination of option 4 and 5 above. No reconstruction of missing elements unless absolutely necessary to stabilise remaining work.
- Construct fine steel outline of Woolnough's roofs and chimneys to assist interpretation. Outlines to be mocked up first and refined before construction.

5.8.5 Specific components - Exercise Yards B/C

Exercise Yards B/C are in a similar situation as Yards A/B. However, the walls have not been taken right down to paving level and larger remains survive at their ends. They are not open to the public as the iron grill door from the Central Hall is locked and the exterior of the Yards is closed off from the public by a picket fence. The Yards may be viewed by the visitor from inside and out. There is no access therefore into the northern Dumb Cell (see Section 5.8.8 below)

Surface paving

Only the very low sections of the dividing walls and the entrances remain of this group of Exercise Yards. The fabric is worn in many places and water collects where it cannot be drained away due to subsidence and other factors of age and wear. The whole area should be conserved. This may involve the lifting of the flagstones in the yard and relaying them so that water can drain off in future. The drains should be inspected and put in working order where they have failed. With the considerable damp and subsequent mould growth, these yards are very dangerous to walk on even when the paving is level.

One solution may be to construct a timber or steel walkway, raised high enough to clear to clear the remaining wall sections and providing level access to view the ruins

Entrances

The door from the Central Hall is an early iron prison door but not necessarily from this position. Until its original location is known it could remain where it is and be properly conserved, otherwise it could be relocated to an appropriate and preferably its original opening.

The entrance doorways into the individual Exercise Yard quadrants show signs of decay and should be conserved (see Section 5.3 Conservation Work)

The existence of the ironware for the gates is important and these should be conserved to prevent further corrosion of the wrought iron. This area may be an appropriate place to have the two surviving original grill doors, now in A Wing. If hung in the centre openings the outer two could be used for public access.

Exercise Yard Interpretation

This set of yards was considerably altered by Woolnough but exactly how is not known.

The alterations he carried out to the Dumb Cell, this yard and the B Wing all present an image of 'alterations in progress', which is exactly what was happening when the fire put a stop to his plans. Chimneys and possibly walls and roofs were built but their location has not been determined. Further examination of the paving during dry weather may provide evidence for these.

Reconstruction of the exercise yard prior to Woolnough would be possible but would severely compromise the Woolnough story. Reconstruction of Woolnough's yard area would be highly conjectural. This space is a ruin and as such it has the ability to compliment B Wing, both visually and from an interpretation and visitor sequence viewpoint.

A skeletal frame of the top of the exercise walls and Woolnough's chimneys (as understood from photos and site evidence) would considerably aid interpretation of this yard.

The perimeter picket fence could remain, allowing views both into and out of the site, however this does compromise the sense of enclosure both externally and internally. When viewed from the north east this area is seen as part of the Lunatic Asylum/Town

Hall group and as such these later periods are more dominant than the early prison phase. Consideration could be given to erecting a high timber frame with close or lapped palisades. Reconstruction of a perimeter masonry wall should be avoided in this area and other means of creating enclosures should be investigated such as *trompe l'oeuil*

Suggested Conservation and Interpretation works in Yard B/C:

- Repair paving sufficient to drain water properly.
- Repair drainage as for Yard A/B.
- Construct steel skeletal outline of perimeter wall, possibly dividing walls and Woolnough's chimneys (if they can be determined).
- Construct raised timber or steel walkway to allow wheelchair access to perimeter of yard and around walls (timber is preferred due to noise considerations).
- Conserve the two surviving grill and rehang doors in the entry area.
- Consider option for providing either a reconstructed Central Hall door (panelled) or a *trompe l'oeuil* screen at end of passage to provide clearer sense of separation and enclosure.
- Consider construction of a tall timber palisade fence along the line of the existing fence.

5.8.6 Specific components - C Wing and Dumb Cells

The Entrance in to C Wing

The steps up into C Wing from the central hall are very worn and the subject of some previous repair and conservation work which is discussed in Section 5.3.1. A short flight of 4 wooden steps allows the visitor access into the wing as a rail barrier prevents the use of the stone steps. These stone steps show signs of decay and require conservation and stabilisation of original fabric. The present barrier and wooden steps is inappropriate and should be removed and a more sympathetic and appropriate stair and rail constructed. (See also Section 5.6 for accessibility issues and policies)

The ceiling in C Wing

The ceiling of C Wing and the extension loosely resembles that which appears in various photographs of this wing taken before the bushfire of 1895. The use of fluorescent lighting above the skylights is both inappropriate and disliked universally. It is recommended that this ceiling should be replaced by a more appropriate reconstruction of the original with proper skylights above. There should be no artificial lighting in the ceiling above the skylights as this will be provided by the skylights in the roof during the day, and during the night light could be provided by a system of indirect lighting. This was the only ceiling lined in lath and plaster and probably replaced an earlier boarded ceiling when C Wing was extended. Some form of reconstruction is required which does not lead to confusion of integrity and authenticity. Perhaps painting on the cracks and missing plaster could be considered as in *trompe l'oeuil*.

Paving in C Wing

The present paving is a combination of extensively worn flagstones and old concrete patches. Where possible these concrete patches – if recent – could be removed and the old worn patches retained. The badly subsided flags could be lifted to improve safety. The central area could be covered with a wide carpet runner or drugget laid over and isolation

felt to provide a quiet and level path. This could aid interpretation.

The corridor walls in C Wing

These are clean and white (painted in acrylic?). Under the fluorescent lights the impression is confusing. It gives the appearance of a modern hall in the middle of a ruin. No other walls in the Separate Prison are so uniformly white and clean. The white paint conceals extensive and often poorly executed repair and rebuilding works, particularly the upper sections of the walls. While the work cannot easily be undone, it is recommended that the paint be removed and if necessary replaced with a more authentic and appropriate finish such as limewash. (see also Section 5.7 for the role of this wing in the Interpretation Strategy for the Separate Prison.)

Cells

Much of C Wing and the Extension has undergone many changes in its history. Of all the cell wings it has the most chequered history and because of 20th century repairs has the least integrity. The differences between the original C Wing and the Extension are primarily in the change from timber to brick flooring and cell doors swinging into the corridor rather than into the cells. The majority of brick vaults have collapsed or been removed when some were combined into double cells.

The evolution of this wing is given in Section 2.2 and the Interpretation Strategy allows for the story of this wing to be told. However, no documentation has come to light about the conservation work that has clearly been carried out in the mid 20th century. Section 2.4.6 and 2.4.7 documents the details of spaces and elements which have been moved or altered or rebuilt. It would be prohibitively expensive and probably impossible to dismantle and reconstruct this wing as it was c.1900. However, the story of conservation practice that could be told in this wing is known to be of interest to the visiting public from the evidence of other places and is part of the strategy given in Section 5.7

This wing should be conserved and interpreted in accordance with the Strategy outlined in Section 5.7. Because of its chequered history and lack of integrity, this wing presents an opportunity to tell a range of stories without necessarily involving major reconstructions. To further damage the integrity of this wing would not be appropriate. However, missing elements in some cells, such as ceilings, could be reconstructed of modern sheet material and painted in trompe l'oeil fashion if they are required. Otherwise it would be better to leave the cells as they are and interpret them in a simpler way which involves the viewer trying to mentally put back the missing pieces.

The various access points which have been made into the cells from the Yard C/D and the outside allow further opportunity for interpretation as well as access and egress.

The Northern Dumb Cell

This is not accessible to the public at present. Alterations have been carried out in it at some stage, quite possibly by Woolnough. For example a large opening was constructed in the northern wall of the interior cell. The south wall has been rendered in cement which should be removed to prevent damage in the long term to the stone (see Section 5.3 - Conservation work). Otherwise this Dumb Cell should be conserved in accordance with the material and fabric conservation of the complex.

If required it may be possible to provide a stepped access from Yard B/C in a modern material.

Southern Dumb Cell

The Southern Dumb Cell is fully operational and the visitor may gain some impression of the experience of being in the Dumb Cell by closing both doors. The internal reconstruction is not accurate - for example the door has been relocated from a cell number 6. There is also evidence for a double door system i.e. 2 sets of 2 doors.

There is also cement patching on the floor which should be removed (see Section 5.3)

This Dumb Cell should be accurately reconstructed, as far as possible, with clear interpretation to explain the mechanism of this element of the Separate Prison. It is clear that in this reconstruction locks, bolts etc. which are operable will not be permitted because of public safety issues. This double door system is significant in understanding the process of isolation and should therefore be reconstructed in this instance. One set of doors may have come from here and if so should be retained here.

5.8.7 Specific components - C Wing Extension

Cells

As with C Wing, many of the upper parts of the internal walls of the cells have been rebuilt at some stage. The evidence is confused as the stones were not put back in the positions from which they came. It is difficult to tell now how these cells were built. Plans show which cells were joined to make double cells and these are in the correct locations.

A number of the cells show evidence of vegetation which grew when the whole prison was a ruin after the 1895 fire and this should be interpreted for the visitor.

The end double cell (C16/17) which was constructed for John Quigley is currently used to store firewood. It is recommended that this practice should cease immediately as it confuses the visitor. The future interpretation of this cell is discussed in Section 5.7. This double cell is also missing its floor and ceiling. Sections of both of these elements could be reconstructed to assist interpretation. A corner section of padding could also be reconstructed.

Cells C25/26 (double cell), substantially altered presumably by Woolnough, presents a number of unsolved puzzles with considerable evidence in the fabric which is not yet understood.

Another cell shows evidence of being fitted out with shelves, possibly during the Asylum workshop period.

The two cells east of both Dumb Cells have been used for access probably during the latter years of the prison's operation. The various iron grill doors should be checked to see if they belong in these cells.

The one opening which is itself a recent reconstruction is that at the east end of the Wing. This opening was first made to access the adjacent exercise yard. It was then blocked, probably when the adjacent exercise yard was demolished for the Asylum. It now makes no sense and has a negative impact on an understanding of the place. It should be reblocked, using, if possible, the stone which was taken out.

Reconstruction and Interpretation works in C Wing and C Wing Extension

The following works are recommended for C Wing. They include:

- Remove recent and crude concrete patches from flagstones, rebed damaged or tilted stones to give safer access, retain older and well worn concrete patches. Consider a carpet runner or drugget to further protect floor and cover surface.

- Carefully remove recent white paint from corridor walls and assess the resultant wall finish to determine nature and extent of future works. Such works could involve repainting the whole wall in limewash of the correct colour or only painting concrete patches and new or moved stones, leaving original work unpainted present white removed.
- Remove existing corridor ceiling and reconstruct for approx. 2/3 of length of corridor from Central Hall. Reconstruction to be of plasterboard sheet with simple skylight openings giving access to daylight. Ceiling to be painted as trompe l'oeil showing state of plaster as seen in earliest photos. East to be left unreconstructed with skylights in the roof visible above.
- Cell doors to be researched to determine if any of the surviving doors, including the one in the museum, are from this wing. If so, they should, if possible, be hung in their original locations. (Note that the system of cell numbering in C Wing Extension has not yet been established, but it appears that the original section of C Wing retained the numbering system after the extension was built.
- Where reconstruction are required of floors and ceilings for interpretation, these should be of plain, modern material with brickwork or boarding painted on them as trompe l'oeuil.
- The southern Dumb Cell should have the 4 doors reconstructed (incorporating original doors if they are from there) complete with bolts and locks but made inoperable.
- The two existing exits east of both of the Dumb Cells are to be retained and used as exits, the southern one as an exit for disabled visitors.
- The existing doorway at the eastern end of C Wing Extension to be reblocked using original stones if possible.
- Evidence of deterioration, demolition and alterations, generally, to be interpreted.
- Quigley's double cell to have floor, ceiling and padding all partially reconstructed for interpretation purposes.
- Stabilise surviving brick vault structures and remove timber buttressing from cells.
- Reconstruct skylights in roof plane over the double cell spaces adjacent to the Dumb Cells.
- Construct modern steel stair to allow access over damaged stair to Central Hall.

5.8.8 Specific components - Exercise Yards C/D

Exercise Yard C/D is the only one now accessible to the visitor from inside the prison (as opposed to A/B which is accessed externally) and is entered from either the Central Hall or from double cell C27/28. The external side is fenced off and inaccessible. This is also the only yard accessible to people with mobility difficulties.

This is the smallest of the exercise yards. It was altered during the asylum period for a workshop in the centre yard, and with a security mesh ceiling over the western yard. The exact details of these alterations are not known.

Surface paving

Only the footings of the dividing walls, and the entrances remain of this group of Exercise Yards. The paving is worn in many places and water collects where it cannot be drained away due to subsidence and other factors of age and wear. The whole area should be conserved as a ruin with all of its evidence intact. This may involve the lifting of subsided flagstones in the yard and relaying them so that water can drain off in future. The drains should be inspected and put in working order where they have failed.

All evidence of later or added floors to the former workshop area must be retained.

Walls

Sufficient masonry remains to understand the form and scale of these elements. This should, however, be further interpreted by constructing the top edge and piers of these wall in a steel outline to show the extent of the original work. The masonry walls should not be reconstructed.

Entrances

The entrances into the individual Exercise Yard quadrants show signs of failure and decay and should be conserved (see Section 5.3 Conservation Work)

The existence of the ironware for the gates is important and these should be conserved to prevent further corrosion of the wrought iron. All evidence for changes to these entries to accommodate the workshop areas must be retained and conserved.

The late openings and steps from C Wing must be retained in their ruined state as evidence of these dangers and also of the construction techniques of the masonry.

Reconstruction and Interpretation Works in Yard C/D

The following works are recommended for Yard C/D. They include:

- Check over paving and rebed subsided flags to increase safety and provide better drainage. Repair drainage lines and put in working order.
- Construct finely detailed galvanised steel outline of perimeter and dividing walls to aid interpretation. This could incorporate a fence/barrier system to control access between yard segments.
- Stabilise and repair entrance wall and openings, conserving all original fabric and evidence in situ.
- Construct ramped access (in steel?) to Dumb Cell and thence to C Wing via existing opening. Stepped access could also be included.
- Construct access ramps into the 3 southern yard segments to allow closer inspection of fabric.
- Construct new low (1m high) steel and timber fence at location of existing picket fences. Visual access from outside should be maintained.

5.8.9 Specific components - Chapel and Central Hall

Chapel (generally)



Figure 5.8.11
The original Pulpit in the Chapel of the Separate Prison (PAHSMA Photograph Archive 1275)




Figure 5.8.11.2
The Guard's boxes (centre and right) and part of the Pulpit (left) in the Separate Prison Chapel (after 1877) (PAHSMA Photograph Archive 1271)

The Chapel interior is a complete reconstruction and while generally it follows the original configuration it is incomplete and certain elements of it are not in accordance with the original. For example: the roof is approximately 100mm too low; the stalls are of a different height and there is no locking mechanism for any of the stalls. Likewise the original indicator board for releasing each convict from his stall is missing but diagrams exist for these items and they could be reconstructed as part of the interpretation. The pulpit is old but not the original and has come from some other place. It is recommended that this be removed as it confuses the authenticity. Good photographs exist of the original furniture for the Chapel and these could be used to guide reconstructions. (see Figures 5.8.11.1 and 5.8.11.2 before).

It is recommended that thorough research be undertaken to establish the correct design and dimensions for all elements of the chapel and that these become part of the concept design for Stage II of the Conservation Project.

Chapel Ceiling

From the photographs it appears that the original chapel ceiling was boarded with battens added to give it a panelled effect. (The original ceilings to the Central Hall and A and B Wings were also boarded). A lining paper appears to have been added later and this is seen in the early photos. The present ceiling is plasterboard and gives no indication of any of these changes. The battening and the timber bosses at the junctions appear to be reasonably accurate reconstructions.

Walls

In the early photos the walls, as also the cell corridor walls, are definitely not white, even accepting their deteriorated condition. The present walls are white, covering up all evidence of deterioration and later repairs (which have been extensive as well as any

evidence of original fittings or finishes. Some of these repairs are extensive. A different colour and the interpretation of later repairs would considerably enhance the ambience and understanding of this place.

Chapel Floor

The present timber floor presents a false impression with its highly polished finish and even surface. While it would be wrong to make it look old, a duller finish and more subtle cleaning regime may be appropriate.

Blocked door in the south wall of the Chapel

It is clear that when built there was a door in the chapel in this location. However, it appears that it was blocked up reasonably early as evidenced by the fine tooling on the stone externally, and was certainly blocked by the time the earliest photos were taken after the prison closed. Ideally it should remain blocked, however it is one of the few options available for disabled access into the space. If the decision is made to re-open this access the stone should be carefully stored and the new access door painted to imitate the stone.

Chapel Windows

While the openings are original all of the windows are reconstructions. From the early photos they appear to be reasonably accurate but the source of the profiles for the glazing bars is not known. It is also not known if the glazing was obscure or clear glass. It is highly probable that the glazing to the sides (east and west) was obscure. The existing windows should be retained.

Chapel Fittings

Accepting that there are some inaccuracies in the present reconstruction of the prisoner's stalls, the stalls are a key element in understanding the space and its significance. With the addition of at least one set of the locking devices they would provide sufficient information for the visitor to appreciate how they worked. If an east, north or west access is made for those with mobility problems, these stalls could be modified to provide access into the space and thus solve a serious access problem. Such modifications would not affect their significance as they are not original fabric. The present cedar pulpit is misleading and should be replaced by a reconstruction of the original. The guard boxes should also be reconstructed. These elements together could considerably enhance an understanding of the operation of the Chapel and the objectives of the separate system of punishment.

Reconstruction and Interpretation works in the Chapel

Further investigate the possibility of a discrete access for disabled visitors. The options are:

- beneath the main stair and exiting into the Chapel via a modified section of the prisoners' stalls
- access via the original door in the south wall
- access from Yard D/A via a new opening beneath centre of north window
- even if the above access is not possible explore surveillance technology to allow remote viewing of the interior of the Chapel
- reconstruct at least one row of locking devices for stalls with override mechanisms to prevent unsupervised use

- paint trompe l'oeuil of deteriorated ceiling (as in photos) on plasterboard
- remove white paint from the walls and repaint repairs to air interpretation
- investigate possibility of removing some of the mass concrete repairs to the walls
- apply a more appropriate wall finish based on further research
- reglaze east and west windows in obscure glass (as in cells)
- change floor cleaning to a simple scrub and sweep without polish
- reconstruct pulpit and guards boxes according to photos, complete with steps. Note storage cupboard beneath pulpit

Central Hall

This Central Hall is the hub and primary observation position for all three cell wings and represents in many ways the main control point. It is thus symbolically one of the most important spaces. Its principal entry point was from Yard D/A with all other corners leading to exercise yards. This hierarchy of entries is confused in its current arrangement.

This space should provide a sense of isolation from the outside world and thus all opportunities for viewing the outside world from here should be prevented. Even the glass in the central lantern may have been obscure or frosted and it may assist interpretation if this were reintroduced.

The whole roof and the staircase up into the Chapel are reconstructions from the 1950s. No evidence has been found for the exact date but it is probable that this occurred at the same time as the Main Entrance and the external wall to Yard D/A were reconstructed.

The Floor

The floor of this space is worn and uneven and has been repaired in places with cement.

In spite of this wear and repair, it has a very tangible sense of age and retains evidence of much that has happened to the prison. The most damaged areas are the steps into the cell wings. All worn stones should be retained but may be relevelled if required to reduce trip hazards. The old and worn cement patches could be retained. A carpet square or drugget could be loose laid to protect the stone, to interpret the silence and to give a more even surface.

Walls

The stone walls are all original and on close inspection reveal clues to the original construction sequence of the space as well as evidence for the signs denoting 'A', 'B' and 'C' over each arched opening to the cell wings. Some evidence for paint finishes survive and these should be retained and conserved.

On the wall to the west of the staircase into the Chapel is an ornate iron bracket which appears to be original and is the only one of its type in the Prison. Further research should be undertaken to determine its origin and purpose which should then be interpreted.

Entry Points

The various entrances to the wings and exercise yards are dealt with earlier in the discussion of each of those components.

The entry to B Wing is presently blocked with the painted set and this should be removed. A sense of the original B Wing interior could be conveyed via a trompe l'oeil screen placed approximately 1 cell beyond the arch, with a reconstructed ceiling over this end and access to B Wing via a discrete door in the screen or through the western cell.

In order to interpret this space it is important that its sense of enclosure and security is strengthened, thus there should be no views to the outside world. Where possible original doors from the 4 corner entries should be returned to their original locations and the missing ones reconstructed according to the photographic and site evidence. To strengthen the sense of control, all doors should be closed and only opened by the tour guides.

Roof and Lantern

This structure is recent and while it is generally in line with the original configuration, like the chapel roof, it has some inaccuracies. It appears to be in sound condition and the fact that it is unpainted gives a clear indication that it is not old. It should be retained.

Furniture

Within the Central Hall sits a rubbish bin and an old church pew. Whilst both of these items have utilitarian value and use they have little aesthetic appeal and are of no heritage value to this prison. This bin should be removed and, if considered necessary, rubbish bins could be placed outside both entrances to the Separate Prison. The church pew should be removed and, if it was decided that seating was necessary, it could be replaced by a simple modern seat which would not confuse the integrity and authenticity of this space which was not originally intended to have furniture.

Reconstruction and Interpretation works in the Central Hall

The following works are recommended:

- relevel only those flags which have subsided to the point where they are a trip hazard
- stabilise decaying stone steps and only if required construct simple folded steel floating steps (with carpet surface) over the central 1/3 width to permit safe access
- remove all furniture and bins
- fit frosted finish to all glass in roof lantern
- relocate original door leaf now in NW corner to original location (SW corner?)
- reconstruct the remaining corner doors to the Exercise Yards according to photographic and site evidence

5.8.10 Specific components - External features

Fence and Verandah to the Lunatics enclosure

Evidence exists in the northern external wall to C Wing Extension for the verandah which gave shelter to the lunatics in the large exercise yard that existed on the northern side of the Separate Prison prior to the erection of the Asylum. The existence of the yard is known from both photographs and plans but the actual extent has not been determined yet by excavation. This action is recommended in Section 5.9. The reinstatement of a small part of the fence and the marking of the rest of it around the Lunatics enclosure would enable an understanding of a part of the story of the Separate Prison which is now missing.

“Quigley’s Cage” - the external structure for violent prisoners

The base of this structure is all that remains. Section 5.9 recommends that this area be excavated to determine (if possible) the exact shape and size of this Yard. It is clearly visible in the one of the old photographs (see Figures 2.2.1.10a and 2.2.1.10b - PAHSMA Photographic Archive #1969) and appears to be of an octagonal shape which would be consistent with a construction of sections of palisaded fencing. The rectangular stone footing to the north side of the circle appears (from the photograph) to have been the base of a shelter - but without plans there is only the indistinct top visible in the old photographs.

Although now known as Quigley’s Cage (which is inaccurate - see Section 2.2.1) the opportunity should be taken to rectify this error in any interpretation.

An interpretation panel should be erected adjacent to the site with sections of the early photos showing the enclosure.

No reconstruction is recommended here as insufficient details are known.

Keepers Cottage

The location and extent of the footings is now established. If possible the exposed sections should remain exposed and conserved and some sense of the spaces given by a fine steel frame of the whole structure including chimneys. Timber platforms could be built within each space for safe access. This form of interpretation, combined with information from the dig would considerably enhance an understanding of the whole complex.

5.8.11 Specific components – Reconstructions for Interpretation

The range of options for interpretation of missing built and fitted elements can be summarised as follows:

1 *leave as is and use photos/sketches to provide interpretation*

Advantages retains authenticity and integrity of fabric. Allows all periods to be told

Disadvantages lacks the certainty and strength of physical experience of enclosure for the visitor

2 *Leave as is and use trompe l’oeuil screen of missing elements*

Advantages retains authenticity and integrity of fabric.
engages imagination and appreciation of elements as missing.
visually ‘completes’ the picture.

Disadvantages not solid enough to provide aural isolation. If not protected from the weather then serious maintenance implications.

3 *Construct ‘outline’ of missing element in fine framework – like a line drawn in space*

Advantages retains authenticity, clarity and integrity of fabric.
allows room for conjecture where details not known.
clearly and ‘Interpretation’ element

Disadvantages lacks ability to visually and aurally isolate visitor

4 *Reconstruct elements in same or similar material to missing element, use paint finish, colour and demarkation line to distinguish new from original.*

Advantages provides visual and aural isolation and this a more tangible experience for visitor of what prison was like

Disadvantages without regular repainting and maintenance, new fabric may become confused with original and thus authenticity, clarity and integrity becomes blurred. Without careful design this could be seen as too 'recreationist' and may thus diminish site as a whole

It must be noted that reconstruction as per 4 above is rarely appropriate because of its possible mis-interpretation and the effect it has in negating later phases in the evolution of the place.

Notwithstanding the above, the significance of the Separate Prison is such that its primary role is one of interpretation, and the most significant missing or compromised element is the tangible sense of isolation and separation from the world. This can only be achieved in a physical sense by the reconstruction of at least some of the curved exercise yard perimeter walls and the reconstruction of obscure glazing to the major window openings and the reconstruction of principal doors including some cell doors. Such reconstructions should only be carried out where all details are known and there is minimum conjecture.

5.8.12 Specific components - Surface finishes

As remaining evidence of the early surface finishes is so scarce it should not be obscured or removed. It should also serve as the basis for new finishes where these are appropriate.

Generally new finishes should only be applied on new or repaired fabric or where they are fundamental to interpretation such as in one or two cells. All evidence of detail finishing around fixtures and fittings such as hammock pines and bell plates should be retained and not obscured.

5.9 FURTHER INVESTIGATIONS

5.9.1 Recommended Archaeological Investigations

There are three classes of archaeological investigation that may be undertaken at the Separate Prison, consistent with the policies of the Port Arthur Historic Site Conservation Management Plan. These are:

- 1 investigations required for physical conservation
- 2 investigations required for interpretative purposes
- 3 investigations undertaken as part of research programs

1 Physical Conservation

Archaeological investigation and/or recording should precede and contribute to any physical disturbance of fabric, sub-floor areas or potential deposits, undertaken as part of any conservation program. This work should be integrated with the conservation work itself and should involve multi-disciplinary collaboration between practitioners.

Recording of the fabric of standing structures should include, as a minimum:

- colour and black and white photography;
- measured drawings;
- annotations or notes; and
- a matrix showing structural/physical/temporal relationships.

In view of the relative sensitivity of the site generally, archaeological investigations should precede and/or accompany all subsurface disturbance. The nature of these investigations will be determined by the resource and particular activity, but may include:

- pre-disturbance investigation through remote sensing (eg close circuit television down drains, soil resistivity (georadar);
- manual archaeological investigation;
- machine-assisted archaeological investigation; and
- monitoring of other excavation works (eg drain excavation), as they progress.

Archaeological investigations of this kind should include appropriate recording by photograph, drawing and notes and, where historic features such as surfaces are encountered, retention of samples for future reference.

2 Interpretative Purposes

The interpretation of the Separate Prison building, both of itself and as part of the Port Arthur Historic Site, is recognised as integral to its conservation. To this end, archaeological investigations aimed at contributing towards interpretation are part of the building's conservation.

Archaeological investigations, for interpretative purposes, could be considered in the following areas:

- Quigley's Yard (to determine edges, paving materials etc);
- "Quigley's Cage" (to determine boundaries, fencing material, use of space);
- Keeper's Cottage (to determine precise location of footings and nature and extent of sub-floor deposits – this has been partially carried out in the summers of 2002 and 2003; and
- Keeper's Cottage Grounds (to determine location of fences and other landscape elements).

Manual excavation of a sample of Separate Prison cells is also recommended for interpretative purposes. While the presence of extensive artefactual material is unlikely, it is possible that discovery of 'small finds' could provide valuable and evocative insight into the operations of the Prison and the response of inmates to their situation. Subfloor areas of cells may also contain useful 'ecofacts' such as microscopic pollen or parasites that can provide otherwise unavailable information on prisoner diet and health.

Early investigation of cell sub-floor areas should be regarded as a priority, as the presence of artefactual or ecofactual material would be of major significance and may determine appropriate protective strategies for other, as yet unexcavated, cells.

3 Research Programs

The Separate Prison complex, comprising both above and below-ground physical features, is a substantial archaeological resource of great research potential.

In addition to the programs and procedures outlined above, relating to physical conservation and interpretation, it is recognised that a valid use for this resource is as the subject of future research programs which respond to the potential identified in the assessment of significance.

While priority should be given to archaeological investigations required for physical conservation and interpretation, other investigations undertaken for purely research reasons may be encouraged, provided that these otherwise comply with the relevant policies of the Port Arthur Conservation Management Plan.

5.9.2 Summary of archaeological research policies

The archaeological potential for the elements within the complex and site was assessed in Section 2.4 . The recommendations for the conservation and further investigation of the archaeological potential of the place is summarised below (Figure 5.9.1) using the same table that appeared with Section 2.4 but this time with the recommendations for the management of the discrete elements in the area of this study. See also Figure 5.9.2 following the table which shows in diagram form the Zones of Archaeological Management

This page blank - see Figures over

	Occupation Deposits	Standing Fabric	Footings/ Sub structure	Surfaces	Fixtures & Fittings	Natural Soil	Aboriginal Artefacts	Construction Evidence	Artefacts/ Small Finds	Ecofacts	Archaeological Management
PRISON BUILDING											
Fabric		✓			✓			✓			Retain, Record
Cells	✓			✓	✓			✓	✓	✓	Retain or Excavate
Yards	✓		✓		✓			✓		✓	Record
KEEPER'S COTTAGE											
Footings			✓		✓			✓			Retain after Test Trench
Interior Deposits	✓			✓	✓			✓	✓	✓	Retain or Excavate
Grounds	✓			✓	✓	✓	✓		✓	✓	Retain or Excavate
QUIGLEY'S YARD & LUNATIC EXERCISE AREA											
Veranda	✓			✓	✓			✓	✓	✓	Excavate, Monitor
Yard Area	✓			✓	✓	✓	✓		✓	✓	Test Trench, Monitor
OTHER											
Quigley's Cage	✓		✓	✓	✓			✓			Excavate, Record, Retain
Drains			✓		✓				✓	✓	Remote Source, Excavate
Setting				✓	✓	✓	✓		✓	✓	Monitor


Figure 5.9.1 Table of recommended management strategies for archaeological elements at the site

Separate (Model) Prison Conservation Project

Archaeological Management Plan

- Site Features**
- Built Features
 - Structural Remains
 - Landscape Features
- Site Requirements if Disturbance is Proposed**
- Excavation
 - Test-trenching
 - Monitoring/Recording

This plan should be read in conjunction with
The Draft Archaeological Report of
The Separate Prison Keeper's Quarters
By Craig Jackman & Richard Tuffin
PAHSM May 2003
(exact location of foundation of
Keeper's Quarters now established)



5.10 DEVELOPMENT OF THE SITE

Part of the significance of the Separate Prison, established in Section 3, is the visual impact it had on the rest of the site. Although this is diminished to a large extent by the existence of the Memorial Avenue, this will not last forever. These trees are reaching maturity and therefore the end of their lives. The Memorial Avenue is itself an item of significance at Port Arthur which will probably require something to continue this significance after the trees have gone.

It will be important that whatever replaces this avenue does not detract from the visual significance of the Separate Prison. Indeed the opportunity, when it arises, should be taken to introduce a new element or elements into the landscape which will affirm the significance of the Memorial Avenue and at the same time restore the view of the Separate Prison from elsewhere in the site.

This could be done with a series of standing stones or statues, or trees or shrubs that would not grow as high as the present Cypresses.

It is unlikely that other development will take place in the vicinity of the Separate Prison. However, if it is necessary to do so any new development must not diminish the significance of the Separate Prison or the visual integrity of the site.

The full view of the prison as approached from either the north or south should not be obscured. Any new structures required in the vicinity should be sited well clear of the prison and preferably within the footprint of earlier structures. The proposed skeletal steel structures expressing the form and extent of the Keeper's Cottage and outbuildings and fragments of the Lunatics Yard fence, will strengthen the context of the prison and should be the only new element in the area.

This page blank - see Figures over

5.11 CONCEPT DESIGN

To retain a clear understanding of what is original and what has been added to aid interpretation, it will be necessary to maintain consistency of approach and finishes. All original fabric should, as much as possible, retain the patina of decay with fragments of finishes. Only new elements should be finished in solid colour with no patina.

To maintain clarity between new and old masonry in the perimeter and Exercise Yard walls new work to be separated from the existing by a slightly indented bright red tile - built in as a continuous line around the new work. All new work above and within it to be lime washed - brick colour to the exterior surfaces and white or other original colour to the inside/internal surfaces. All original work should remain unpainted.

All skeletal frame elements and new steel elements to be painted a strong red or deep charcoal colour. Whatever colour is chosen should be consistent throughout. These elements include the new steps and ramps.

All new elements should respect and retain the integrity and reality of the ruined prison.

In summary:

- Externally:
 - from the west, the prison to appear complete with curved walls
 - from the east, the prison to appear as it is: a ruin
- Yards D/A: emphasis on information in paving and wall outlines with covered way and adjacent building as skeletal outline
- A Wing: prison as built with some doors and part ceiling reconstructed
- Yard A/B: reconstructed exercise yards
- B Wing: ruin as altered by Woolnough with skeletal outline of roofs
- Yard B/C: ruin with access to perimeter
- C Wing: full range of history of evolution and decay
- Yard C/D: ruin with access to Dumb Cell and Yards
- Chapel: reconstructed for interpretation focus and access for disabled visitors

This is summarised in plan form overleaf in Figure 5.11.1

5.12 PROVISION OF SERVICES AND COMPLIANCE WITH STATUTORY STANDARDS

Classification of the Separate Prison

The Separate Prison falls under BCA Class 9b²¹ in that it is a building of a public nature which is not a health care building.

5.12.1 General Services - Requirements and Provisions

Essential Services

The Separate Prison, as a structure of cultural significance, requires essential services for interpretation and security purposes. They must also comply with BCA standards but not be so intrusive as to compromise the significance of the place, the spaces, fabric and other fixtures and fittings.

Exit signage may be required and their visibility may directly conflict with the ambience required for an evening ghost tour. Acceptable outcomes will need to be negotiated during the design stage for the works.

Electricity

The requirements for electricity are minimal and consist of supply to lighting and minimal power only. Future requirements will be worked out in the Concept Design at Stage II of the Project and are likely to remain relatively minimal commensurate with the Interpretation Strategy.

The Separate Prison was not fitted with electricity but it is required now for lighting, signage and potentially for interpretation purposes. Installation of new wiring should be as discrete as possible. Wiring should be run out of sight or as discretely as possible using MIMS copper sheathed cable. Any necessary switches and powerpoints should be located out of sight of the visiting public.

Hydraulic services

There is currently no water supply to the Separate Prison. All toilet facilities are provided in the adjacent Asylum/Town Hall precinct immediately to the east. There is no requirement or desire to change this arrangement thus there will continue to be no need for water supply or sewerage.

There is surviving evidence for an early lead pipe water supply into the entry yard area and to no other area. This should be interpreted.

The original stone spoon drains in the yards drain into original carved stone grated sumps. These must be conserved, but also put into working order. This will be largely an archaeological exercise with involvement of experienced plumbers and drainers. This system may also link up with the drainage from downpipes which must also be put in working order, conserving all original material.

Mechanical services

At present there are no mechanical services at the Separate Prison. To understand the place visitors must also experience the harshness and discomfort of its environment. It is therefore considered inappropriate to consider any form of climate control apart from, possibly, an open fire in the two surviving chimneys during the winter.

5.12.2 Security and Emergency services - Requirements and Provisions

Site security and Alarms

The PASHMA Conservation Plan notes the following:

surprisingly the PAHSMA Act does not empower its officers to protect the place from wilful damage²²

The Separate Prison is open during visiting hours and most of the time unattended by staff. The potential for damage and theft of artefacts is therefore high. For this reason PAHSMA staff are extremely reluctant to put on display any original material and artefacts. This inevitably leads to problems with authenticity and integrity. During the site visit for this project there was debate about returning elements of the Separate Prison from the collections store and re-installing them into the Prison. PAHSMA staff were quite firm in their refusal to consider this.

Security currently consists of simply locking the place up at night. Given the lack of valuable artefacts inside the current provisions are likely to be sufficient and in accordance with security provision for the site as a whole. However it would be prudent to have a 'back-to-base' security system in place with movement detectors discretely placed. This could be combined with an early warning system for fire detection (smoke alarms). This would give a level of protection commensurate with the significance of the place.

If the method of combining visitor surveillance with interpretation were employed, then security would be greatly increased, and arguably as a by-product of interpretation. The potential for this should be explored further. Access and security of access points should be much more controlled. This may address some of the concerns about returning original elements to the place itself.

Fire protection – BCA Volume 1 Part E

Whilst it is prudent to prepare for the possibility of damage by fire, the likelihood of this occurrence is minimal. Bush fires do happen from time to time but the site is now relatively clear of flammable material. The Separate Prison was ravaged by bushfire in 1895 however at that time it had a shingle roof. Nonetheless minimum provision should be provided on the advice of the fire authorities. Any such provision must minimise its visual and physical impact on the place and would ideally be sited outside the main building.

There is no provision for firefighting equipment and it would be prudent to place near both entrances but in such a way as not to intrude on the visual presentation of the building. If fire services are required within the building consideration should be given to housing them in designated cells rather than in corridors. Associated signage will also require careful consideration.

A smoke detection system should be installed in the ceiling and roof of the Central Hall, Chapel and each wing. These should be small and discrete and be painted to match the colour of the ceilings.

5.12.3 Other Statutory Standards

Public safety -

There are numerous areas of concern for Public Safety. A number of the cells are open to the public which have no floors or have loose floor coverings of stones and other rough surfaces. Stone flags are worn in places which could lead to tripping up and the stone steps are quite worn - . These are all aspects of old buildings that the public are normally

aware of. However, there are no warning signs anywhere.

Access to Yard A/B can be gained from the exterior of the prison walls, yet Yard B/C is fenced off. There does not appear to be any consistency here as both yards are potential hazards to the unwary visitor.

A Public Safety Audit should be undertaken in accordance with policies currently in force at the Port Arthur Historic Site and the findings of such an audit used to guide public safety issues in the Concept design at Stage II of the Conservation Project.

Public health – BCA Volume 1 Section F

Not applicable to this building.

Access for the disabled – BCA Volume 1 Section D

For detailed discussion of this topic see Section 5.6 - **Accessibility**

Staff working conditions

Staff working conditions should be in line with those for the whole Port Arthur historic Site.

Occupational Health & Safety

A full Occupational Health and Safety Audit should be undertaken for the complex in accordance with current practices at the Port Arthur Historic Site and the findings incorporated into the designs for Stage II of the Conservation Project. The ghost tours require all lights to be off and a sense of danger and the unexpected is a large part of their appeal. How this is reconciled with OH&S requirements needs to be explored further.

(Endnotes)

- ¹ Port Arthur Historic Site - Conservation Plan - Volume 2 - Final Report (March 2000), 178
- ² Refer to Section 2 - Condition Survey
- ³ Refer to Section 2 - Condition Survey
- ⁴ Refer to Section 5.2
- ⁵ This concern and others to do with accessibility issues are dealt with in the following Section 5.6
- ⁶ Conversation with Bill Knox, 17 September 2001
- ⁷ PAHSMA, *Op Cit*, 23
- ⁸ Eric Martin & Associates, Port Arthur Historic Site Access Advice (Draft) October 2000, 15
- ⁹ RAI A Practice Notes AN20.01.003, April 2000
- ¹⁰ Cox Architects & Planners, Access to Heritage Buildings for people with disabilities, August 1997, 27
- ¹¹ Martin E J (Cox Architects & Planners) Access to Heritage Buildings for people with Disabilities, August 1997, 1
- ¹² The Disability Discrimination Act 1992
- ¹³ PAHSMA Draft Interpretation Plan 2001, 58
- ¹⁴ *Ibid*, 58
- ¹⁵ *Ibid*, 18
- ¹⁶ Anecdotal evidence from the Port Arthur guides collected during the evening workshop on 3 July 2001
- ¹⁷ User Insite, *Op Cit*, 61 (Steve from Melbourne - limited sight).
- ¹⁸ Clark, Julia *PAHMS Draft Interpretation Plan 2001* p.4.
- ¹⁹ Croome, Rodney *History of the Separate Prison* (in process).
- ²⁰ 'Missing elements of original fabric may be reconstructed where reconstruction is required for interpretation purposes and is reversible.' Godden Mackay Context Port Arthur Historic Site Conservation Management Plan Volume 1, p70.
- ²¹ Building Code of Australia 1996 - Volume One, Part A3.2
- ²² Port Arthur Historic Site Conservation Plan Volume 2 (March 2000), 172

THE SEPARATE (MODEL) PRISON PORT ARTHUR

CONSERVATION PROJECT REPORT



for


The Port Arthur Historic Site Management Authority

by

Design 5 - Architects Pty Ltd
5 Queen Street, Chippendale, NSW 2008
Phone: (02) 9319 1855

FINAL REPORT - APPENDICES

Issued June 2003



Design 5 - Architects Pty Ltd ACN 090 066 194 ABN 22 090 066 194
5 Queen Street, Chippendale, NSW 2008
Tel (02) 9319 1855 Fax (02) 9319 0836
e-mail: design5@design5.com.au

Cover Image: Photograph of B Wing circa. 1920 (PAHSMA Photograph Archive no. 1230)

Design 5 - Architects Pty Ltd ACN 090 066 194 ABN 22 090 066 194
5 Queen Street, Chippendale, NSW 2008
Tel (02) 9319 1855 Fax (02) 9319 0836
e-mail: design5@design5.com.au

Contents

Appendix A

Full chronology

Appendix B

Copy of the plans for Pentonville Prison by J Jebb

Appendix C

Copy of "The Rules and Regulations for the New Separate Prison at Port Arthur"
1852

Appendix D

Bibliography

Appendix E

List of sources from PAHSMA Archive

Appendix F

Report on Social Significance Issues of the Separate Prison
(Context Pty Ltd - July 2001)

Appendix G

Record of the Consultation Evening with Separate Prison Guides

Appendix A

Full Chronology of the Separate Prison

PRECURSIVE EVENTS

BRITAIN AND EUROPE

- 1702 The Society for the Promotion of Christian Knowledge condemns abuses in English prisons and recommends housing prisoners in separate cells
- 1703 Building of Pope Clement XII's Silencium near Rome
- 1706 An Act of Parliament allows judges to sentence offenders to a house of correction with hard labour
- 1767 Demolition and rebuilding of Newdegate Prison
- 1771 Building of Maison de Force in Ghent based on the Silencium
- 1773 John Howard resolves to make prison reform his vocation
- 1775 Transportation of convicts to the American colonies ends
- 1775-6 John Howard visits the Silencium, the Maison de Force and the Dutch Rasp Houses
- 1775 First prison based on Howard's ideas built in Britain, at Horsham, Sussex
- 1776/1781 Jonas Hanway publishes "Solitude and Imprisonment" and "Distributive Justice and Mercy" respectively
- 1777 Howard's "State of the Prisons in England and Wales" is published. (It is absolutely vital that the above fact is included in any Separate Prison chronology. It is one of the three most important relevant events before the building of Pentonville)
- 1778 Jeremy Bentham publishes "A View of the Hard Labour Bill"
- 1779 Penitentiary Act establishes that penitentiary discipline will include solitary confinement, regulated labour and religious instruction, substitutes penitentiaries for transportation and proposes a national penitentiary
- 1782 Radial planning first appears in proposals for a national penitentiary
- 1783 Demobilisation throws the prison system into chaos and increases the urgency of prison re-building

- 1784 National Penitentiary shelved with new Government and passage of a new Transportation Act. Attention turns to prisons administered by local authorities.
- 1785 Compartmentalised chapels first appear in the plans of Howard's architect, William Blackburn
- 1785-90 British local authorities rebuild over 200 prisons according to Howard's principle.
- 1790 War with France and the deaths of Howard and Blackburn bring an end to first phase of prison rebuilding
- 1792 Publication of "Gloucester Bastille!!!" as radical opposition to solitary confinement increases
- 1794 Parliament legislates to build Jeremy Bentham's Panopticon as a National Penitentiary
- 1800-34 Solitary confinement becomes unfashionable and is replaced with the idea of hard labour and the classification of prisoners according to crime, age, gender and prison record. The treadmill is introduced and perfected.
- 1811 Parliament rejects Bentham's Panopticon and legislates instead for Millbank Prison
- 1816 Prominent Quakers form the Society for the Improvement of Prison Discipline focussing on a national penitentiary and evangelical activity in existing prisons
- 1823 The Gaol Act intensifies prison discipline stipulating that prisons are to be visited by surgeons and chaplains, are to provide instruction and be free of alcohol
- 1834 Publication by the SIPD of William Crawford's Report on the Penitentiaries of the United States
- 1835 Richmond Inquiry supports introduction of a system to eliminate communication between prisoners
- 1835 James Savage perfects separate chapel cells
- 1836 Inspectorate of Prisons established with William Crawford and Rev Whitworth Russell as National Prison Inspectors, increasing the professionalism of prison keepers
- 1837 Josiah Jebb appointed as Surveyor General of Prisons
- 1839 New Gaol Act prescribes separate treatment and proscribes old styles of solitary confinement
- 1840 British Home Office publishes model rules for separate and silent treatment
- 1840-2 Building of Pentonville Prison based on Jebb's plans
- 1843 Pentonville opened
- 1844 First Pentonvillians transported to Australia with Pentonville warder, James Boyd and Surgeon Superintendent Dr John Hampton
- 1846 First International Penitentiary Congress in Frankfurt
- 1847 Deaths of William Crawford and Whitworth Russell

- 1852 Phrenological examinations of the prisoners at Cold Bath Fields
- 1854 Jebb rejects the possibility of reforming criminals. Strict separate and silent treatment begins to decline.
- 1876 Cesare Lombroso publishes his influential paper on congenital criminality

THE UNITED STATES

- 1787 Formation of the Philadelphia Society for Alleviating the Miseries of Public Prisons
- 1790 Walnut Street Solitary Block in Philadelphia becomes the first use of solitary confinement in the US
- 1818 Pennsylvania legislature assents to the construction of a penitentiary in Pittsburgh enforcing complete isolation
- 1823 After only a few months New York legislature abandons severe seclusion at Auburn Prison and substitutes "silent association".
- 1827 Pittsburgh penitentiary proven to allow communication between cells so Cherry Hill Prison built in Philadelphia on radial plan introduced from England to block all communication.
- 1829 Cell labour introduced at Cherry Hill
- 1831 Alex de Tocqueville reports favourable impressions of the separate system at Cherry Hill and the silent association system at Auburn.
- 1831-5 Intense debate on the relative merits of separate or silent association treatment.

SOLITARY CONFINEMENT AT PORT ARTHUR BEFORE THE SEPARATE PRISON

- 1833 May - Booth proposes a new chapel in the prisoner barracks with 49 cells underneath (TSA/CS01/584/13194, as cited in Brand Papers: Tasman Peninsular, vol 4, Building Structures Q-Z, Site Item Number 390)
- 1833 June - Booth proposes an entirely new barracks with three stories of 237 cells attached (TSA/CS01/584/13194, ibid)
- 1834-5 Booth again draws up plans for a cell block behind the prisoner's barracks (TSA/CS01/716/15655, ibid)
- 1834 November - Quaker missionaries Backhouse and Walker endorse plans for separate cells to enhance classification (TSA/CS01/807/17244, ibid)
- 1837 First separate cells in operation at Port Arthur at the western end of the prisoner's barracks. 140 weatherboard cells around ten passages with seven cells on each side. (TSA/NS279/1/1, ibid)
- 1847 April - Dr Hampton reports that freedom to converse in the cell block makes it impossible to carry out anything like a system of reformatory discipline at Port Arthur (this event acts as a bridge from traditional solitary confinement to separate treatment). (TSA/GO33/57, ibid)

SEPARATE PRISON FROM THE TIME OF ITS CONSTRUCTION

- 1846 Closure of Norfolk Island proposed after a third major mutiny is quelled

- 1846 August - Convict Controller General, Dr John Hampton, proposes a separate prison
(BPP Transportation vol 7 & CO280/199/546, as cited in Brand Papers: Tasman Peninsular, vol 4, Building Structures Q-Z, Site Item Number 423)
- 1846 September - Secretary for the Colonies Earl Grey recommends separate treatment at Port Arthur
- 1847 April - Hampton again urges the construction of a separate prison at Port Arthur, specifically a 50 cell prison modelled on Pentonville Prison recently opened in London, and to hold prisoners from Norfolk Island as that station is abandoned
(TSA/GO33/57, *ibid*)
- 1847 May - Hampton plans, having been approved by Governor Denison, are delivered to the Royal Engineers
(TSA/Misc62/21/A1115/7476, *ibid*)
- 1847 September to November - Hampton hastens construction
(TSA/Misc62/21/A1115/7476, *ibid*)
- 1848 January - Earl Grey assents to Denison's plan to change colonial law to commute sentences of transportation to separate treatment
(TSA/Misc62/21/A1115/7476, *ibid*)
- 1848 1200 men are removed from Norfolk Island to Van Dieman's Land
- 1848 (and first half of 1849) Hampton continues to hasten construction in the face of skilled labour shortages
(TSA/Misc62/21/A1115/7476, *ibid*)
- 1849 January - Hampton anticipates that 18 cells will be ready within the month
(TSA/GO33/66, *ibid*)
- 1849 July - 18 cells in the Separate Prison are finally operating. These cells become B Wing. Hampton predicts 32 to be completed by October
(BPPTransportation, vol 8, *ibid*)
- 1849 September - Hampden concerned about changes to the original plan including the omission of the separate chapel. The original plan is re-instated
(TSA/Misc62/21/A1115/7476, *ibid*)
- 1850 January - Hampden reports that first group of convicts under separate treatment are transformed from "ungovernable" to "quiet and orderly"
(TSA/GO33/69, *ibid*)
- 1851 February - Port Arthur convicts making and fitting Separate Prison furniture and chapel stalls (TSA/CO280/280/706, *ibid*)
- 1852 February - Hampden reports that the Prison is complete
(TSA/CO280/297/717, *ibid*)
- 1852 May - Hampton proposes to prevent insubordination, absconding and homosexuality through a more widespread use of separate treatment at Port Arthur following the final abandonment of Norfolk Island. He proposes the construction of 22 new cells at the Separate Prison and 100 new cells in the granary.
(GO33/76, *ibid*)
- 1852 July - Hampton has obtained permission from Earl Grey for his proposals
(TSA/CO280/297/717, *ibid*)

- 1853 Former Pentonville warder, James Boyd, is appointed Port Arthur Commandant
- 1854 January - Port Arthur Commandant, James Boyd, proposes adding an extra story to the Prison except for those 18 cells soon to be added to C Wing
(TSA/CO280/316/729, *ibid*)
- 1855 January - Boyd reports extra 18 cells almost complete
(TSA/GO33/82, *ibid*)
- 1856 "A Burgler's Life" contains only published account of a convict's experience of the Separate Prison
- 1856 Boyd reports that the Separate Prison is responsible for a decline in absconding from Port Arthur and boasts that the number of convicts working in heavy irons has been reduced to one from 100 in November 1853
- 1856 June - In line with now waning theories on the treatment of the violently insane Boyd proposes the use of the recent C Wing extension to hold and treat these prisoners (TSA/CO280/335/741, *ibid*)
- 1857 October - Boyd reports that Rev Ryan has complained of the ill-treatment of the violently insane convict John Quigley. Boyd and the Senior Medical Officer concur that a special padded cell and exercise yard with garden should be built for Quigley at the eastern end of the Prison.
(TSA/Misc62/5, *ibid*)
- 1858 August - The whole of C Wing has been blocked off and converted into a "branch lunatic hospital" for 30 insane with a garden to the north of their wing
(TSA/CO280/341/746, *ibid*)
- 1859 August - Due to an upsurge of "convicts of desperate character" the original section of C Wing is resumed and a wall is constructed along the original exterior wall line
(TSA/CO280/344/748, *ibid*)
- 1863 June - Continuing debate between the Medical Officers over the treatment of Quigley (TSA/Misc62/39/A1151/23973, *ibid*)
- 1863 The Tasmanian Parliament legislates to criminalise absconding from Port Arthur and Boyd re-introduces heavy irons in the Separate Prison, especially for absconders
- 1866 January - The Governor reports that prisoners sentenced for life or long periods are sent first to the Separate Prison
(TSA/CSO280/369/1966, *ibid*)
- 1866 August - Commandant reports that a palisaded yard has been built to the north west of the Prison for difficult, long term prisoners to exercise in
(TSA/CO280/370/1967, *ibid*)
- 1867 Asylum built to the east of the Separate Prison. Doors of 15 lunatic cells in C Wing blocked off and corridor used as a workshop
(Mitchell Papers 315, *ibid*)
- 1867 August - The two central exercise yards between the chapel and C Wing are covered over and converted into workshops for shoemakers and saddlers not under separate treatment
(TSA/CO280/372/1968, *ibid*)

- 1867 December - Tasmanian Governor questions capacity of separate treatment to reform but accepts its value as a deterrent
- 1869 February - The Commandant reports that separate treatment now used for a wide range of penal purposes including separating incorrigible, difficult and juvenile prisoners from the rest of the convict population, punishing those who have flaunted convict discipline and subduing those serving the first stage of a long sentence. The maximum Separate Prison sentence is one year and is reserved for those with a life sentence or those convicted of homosexual activity. The keeper and some of his inferior officers live at the Prison.
- 1871 April - The Commandant reports that the keeper communicates with the night duty officer via an underground gutta percha tube
(TSA/CSD7/22/93, ibid)
- 1875 Four prisoners remain in the Separate Prison but discipline continues as it always has, despite concerns from Dr Coverdale, resulting from the case of Leonard Hand, that isolation is "decidedly injurious"
(RoyalSociety/RS24/1(2), ibid)
- 1877 March - Only three prisoners remain
(TSA/CSD10/8/114, ibid)
- 1877 April - Last prisoners taken from Port Arthur to Hobart and Port Arthur closes

THE SEPARATE PRISON SINCE 1877

- 1877 December - Tourists vandalise the Separate Prison
(TSA/CSD10/58/1360, ibid)
- 1877 August - Port Arthur caretaker reports that the ceiling over the entrance to the Prison's central hall is leaking
(TSA/CSD10/6/95, ibid)
- 1879 September - Caretaker reports that shingles have been blown off the Prison roof
(TSA/CSD10/6/95, ibid)
- 1881 August - Caretaker again reports substantial leaking of the Prison roof
(TSA/CSD13/23/257, ibid)
- 1884 December - Port Arthur renamed Carnarvon
- 1887 November and March 1889
The Tasmanian Mail reports ex-convicts guiding visitors through the Prison, re-invents criticism of Jeremy Bentham's Panopticon by referring to the Prison as a spider's web and re-inforces the Prison's gothicisation with the use of terms such as "dungeon". The decay and or demolition is expected and unregretted
(ibid)
- 1889 March - Along with other buildings at Port Arthur the utility of the Separate Prison is assessed in terms of salvagable building materials and it is auctioned to Rev JBW Woolnough MHA possibly in association with two other Carnarvon residents for 630 pounds
(Mercury, ibid)

- 1889 Rev Woolnough begins to convert the Prison into a hotel and building a private cottage within an exercise yard
(Royal Society/RS3/4/2, ibid)
- 1895 January - The Separate Prison is gutted by a fire that sweeps through Port Arthur. The building burns for two days.
(Mercury, Royal Society/RS3/4/2, ibid)
- Sometime after this Rev Woolnough abandons his plans.
- May 1926 The Scenery Preservation Board constructs a fence around the Prison
(Public Works Department, Tasman Peninsular 10/351-12, ibid)
- 1927 Carnarvon renamed Port Arthur
- 1928 August - The Port Arthur Tourist Association wants to roof A Wing and install new doors. The local Improvement Association notes that new lintels have been built, gaps bricked in to prevent the collapse of walls, cells refloored and original doorways re-erected, and that the building is fenced off and can only be entered in the company of a guide.
(Public Works Department Tasman Peninsular 44/22-14, ibid)
- 1930 March to June - 'A' wing of the Prison is reroofed and skylights are installed. Brickwork between this wing and the central hall is removed and replaced with an iron grill obtained from elsewhere on site.
(ibid)
- 1941 June - Builders restoring the Church are diverted to stop further deterioration of the Separate Prison. This conservation work continues through 1942 and 43.
(Public Works Department Tasman Peninsular, ibid)
- 1944 August - Lands and Works Minister Brooker, authorises further restoration of the Prison (Port Arthur Board Minutes, ibid)
- 1955 May - Visitor entrance moved to former exercise yards
(Scenery Preservation Board Minutes, ibid)
- 1957 June - Proposal by the Scenery Preservation Board to restore original Prison entrance yards
(Scenery Preservation Board Minutes, ibid)
- 1957 November - Criticism of the Scenery Preservation Board for removing materials from the Penitentiary to rebuild walls at the Prison
(Scenery Preservation Board Minutes, ibid)
- 1963 October - Dumb cell illuminated by a light bulb, and augmented by "a more authentic bolt" (Tasman Peninsular Board Minutes, ibid)
- 1964 April - Almost £1000 spent on conservation and the pulpit removed to Hobart to protect it from vandals
(Tasman Peninsular Board Minutes, ibid)
- 1965 December - Damaged Prison flagstones replaced by stones from the Penitentiary
(Tasman Peninsular Board Minutes, ibid)
- 1966 November - Two Prison cell fully restored with others to follow
(Tasman Peninsular Board Minutes, ibid)

- 1970 March to June Central yard, south east yard and chapel re-roofed and restored
(Tasman Peninsular Board Minutes, ibid)
- 1979? Interpretation installed based on the work of Ian Brand
(National Parks and Wildlife Service)

Appendix B

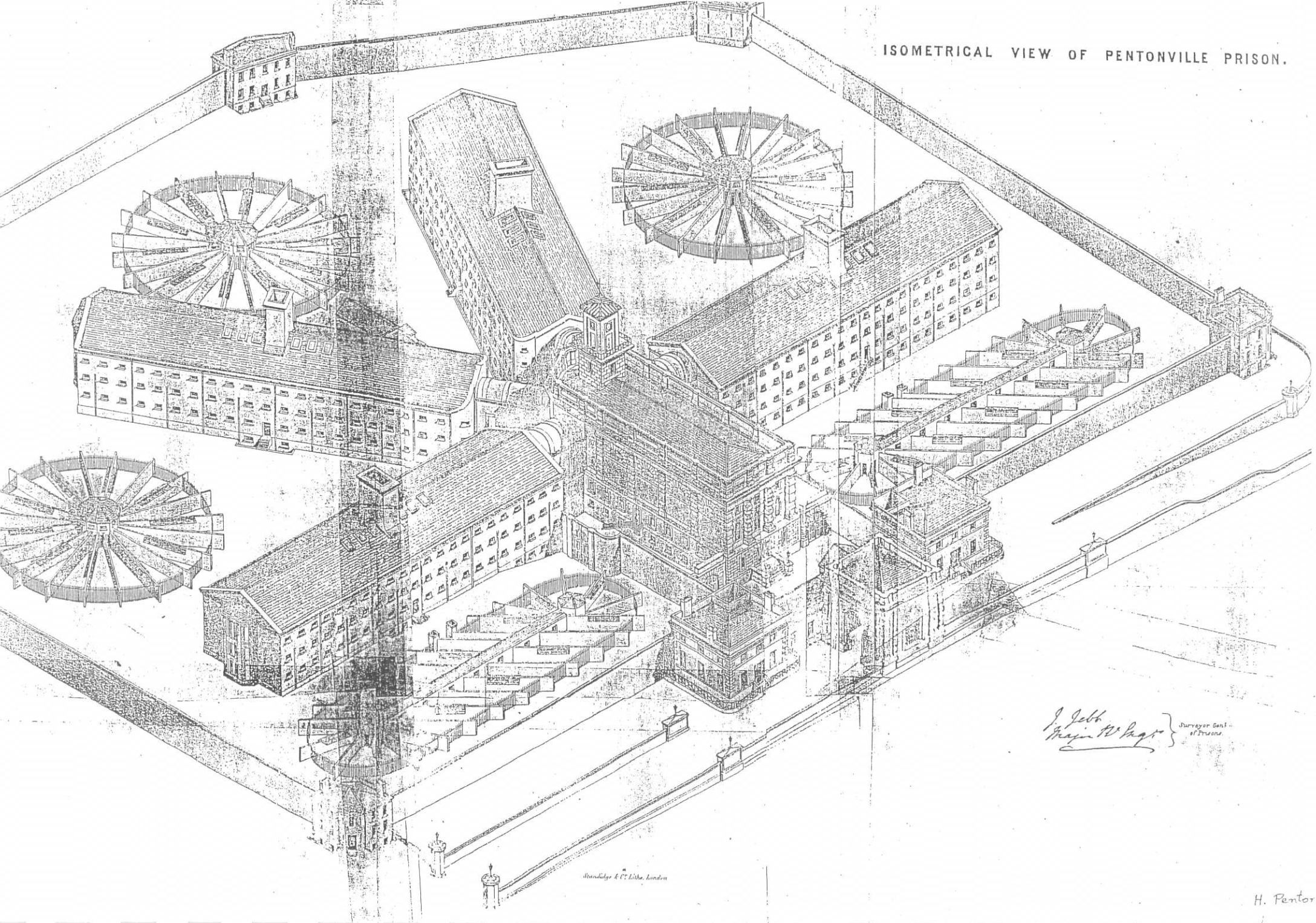
Copy of the plans for Pentonville Prison by J Jebb

Selection only:

Isometrical View of Pentonville Prison	H. Penton 1
Explanatory Plan of Chapel	H. Penton 6
Longitudinal Section of Chapel	H. Penton 6
First Gallery Plan of Pentonville Prison	H. Penton 4

*(These plans at full scale are held in the PAHSMA
Archive with other plans of the Pentonville Prison)*

ISOMETRICAL VIEW OF PENTONVILLE PRISON.

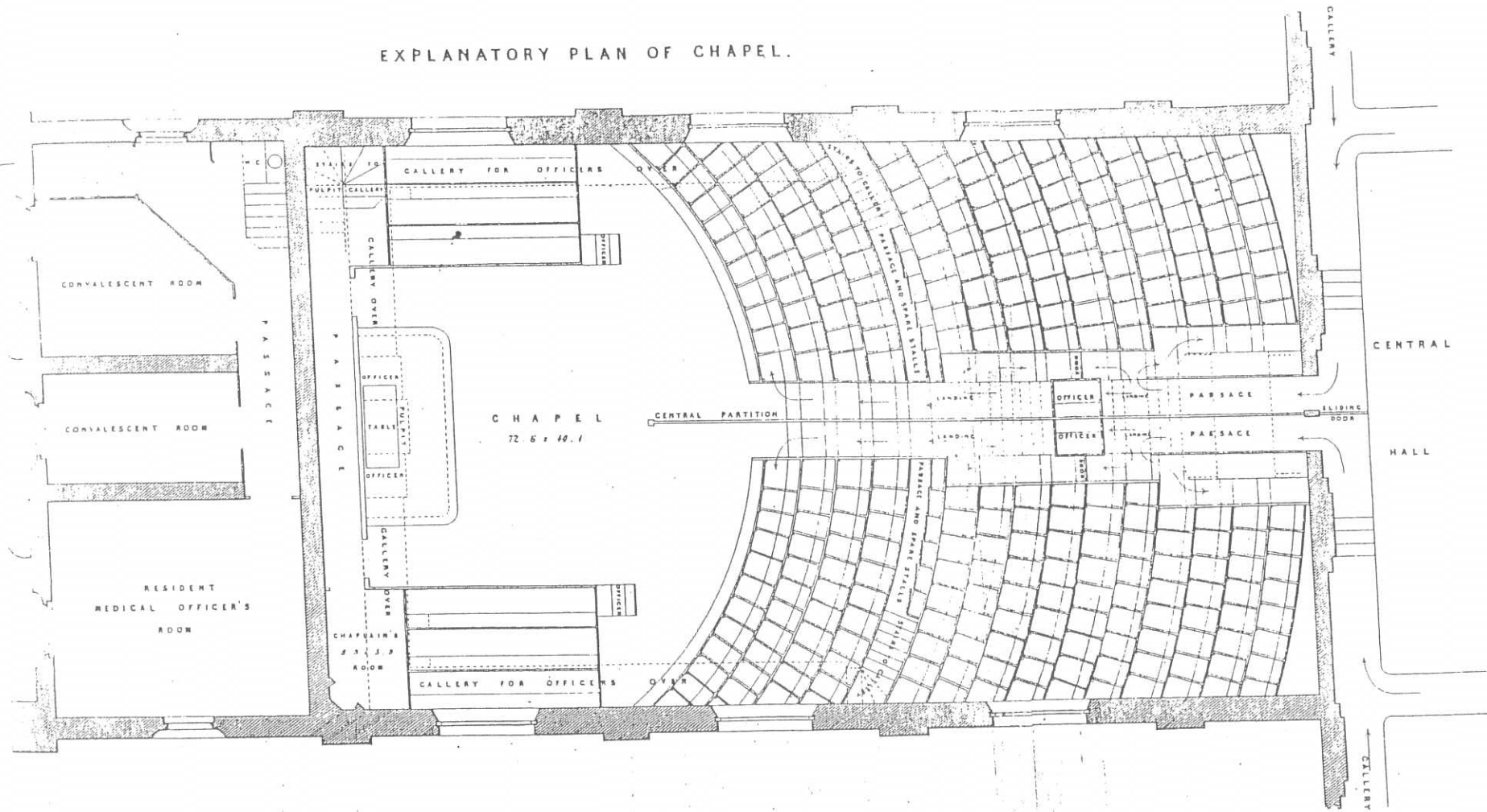


J. Jebb
Major W. Paget } Surveyor Genl. of Prisons

Standidge & Co. Litho. London

H. Penton

EXPLANATORY PLAN OF CHAPEL.




H. Pev-ton. 6/1

113

Plans of Pentonville Prison, 1844

LONGITUDINAL SECTION OF CHAPEL.



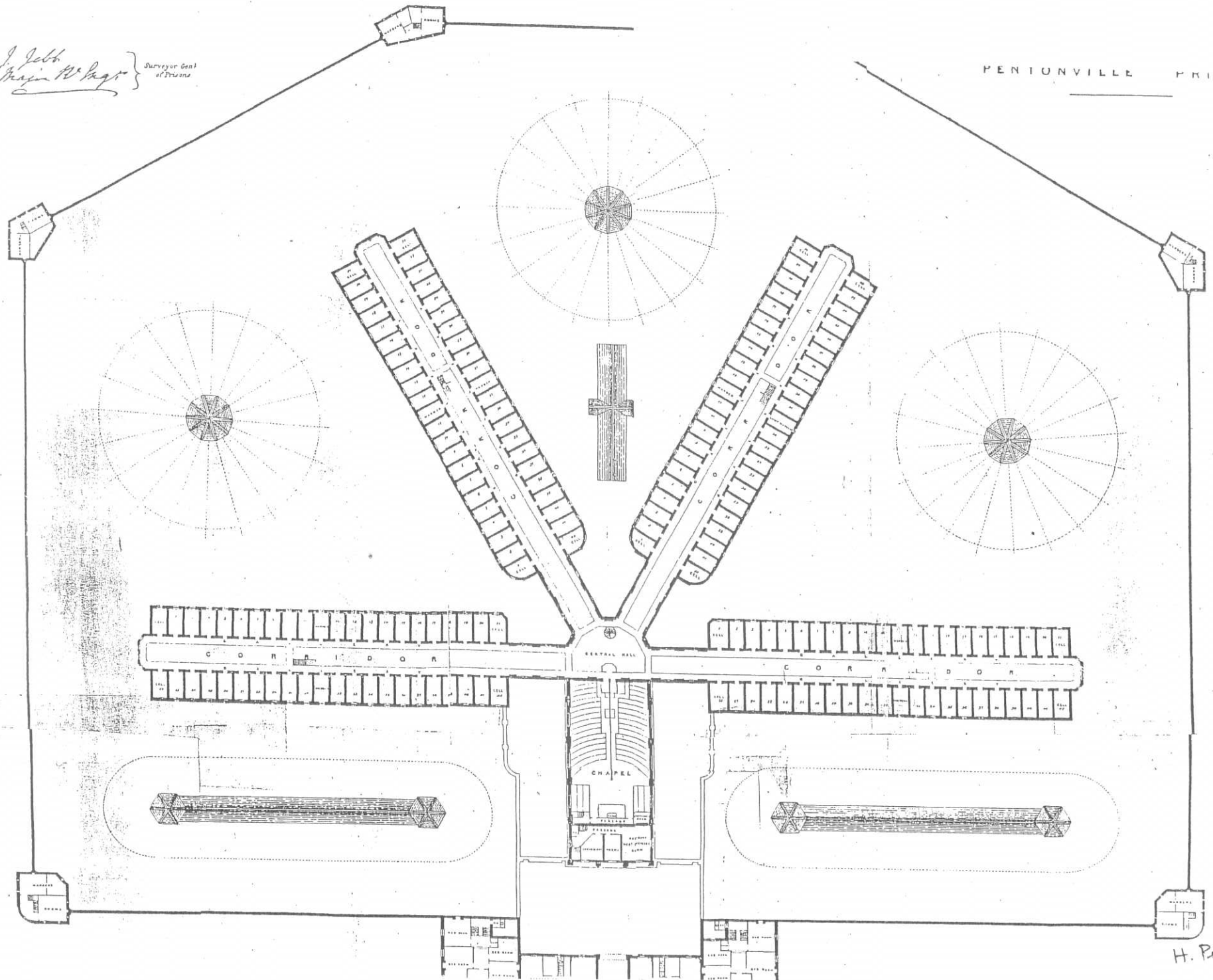
J. Jebb
 Major W. Sneyd }
 Surveyor Genl
 of Prisons.

1
 Rendel & Co. Litho London

A Printer 6/2

J. J. Webb
Major W. B. B. }
Surveyor Genl
of Prisons

PENITENTVILLE PRISON



H. Penton 4

Appendix C

Copy of "The Rules and Regulations for the New Separate Prison at Port Arthur" 1852

HANSARD, FEBRUARY 1852

VAN DIEMEN'S
LAND.

(12.)

RETURN showing the Amount of Money received from Prisoners between the 1st July
and 31st December 1851 on account of Rewards paid for their Apprehension.

	£	s.	d.
Period from 1st July to 31st December 1851	-	64	5 0

7th February 1852.

G. HAMILTON,
Comptroller-General

(13.)

RULES and REGULATIONS for the new separate Prison at Port Arthur.

OFFICERS.

1. One officer to be in charge of the prison, who will be assisted by such other officers and constables as the Comptroller-General may direct.
2. The officer in charge will be held responsible for the carrying out of the regulations, and the enforcing the routine prescribed for the guidance of the officers, and for regulating the conduct of the convicts.
3. He will exercise his authority with firmness and decision, but at all times show the utmost forbearance and humanity to the convicts, and he will take care that his assistants do the same. Upon no account will he permit the convicts to be treated harshly or with violence, nor suffer any reproachful or irritating language to be applied to them.
4. The officers and constables will not fail to bear in mind that the generality of the convicts in confinement are men of hardened and reckless dispositions; that while, on the one hand, their effective control and subordination must be strictly maintained, the utmost pains will invariably be taken to improve and reform them, and for this purpose the officers and constables are not only to abstain from all improper and irregular conduct and language themselves, but will zealously inculcate everything which has a tendency to ameliorate the habits and conduct of the convicts; and they are distinctly to understand that such is the importance attached by the Government to the faithful discharge of their duties, that general inattention in performing his duties, or negligent infraction of the regulations, will at once cause the dismissal of any officer from the service.

THE VISITING MAGISTRATE.

5. The Visiting Magistrate will inspect the convicts at least twice every week, upon uncertain days, at which time he is to inquire of each convict whether he has any complaint to make respecting his treatment.
6. He is also, in company with the superintendent, to be present at the monthly inspection by the medical officer, to whom every necessary assistance and support will be afforded.

THE MEDICAL OFFICER.

7. The medical officer will inspect the whole of the convicts twice weekly, and report in writing to the superintendent any case in which he considers it necessary that some relaxation of discipline or increase of diet or bedding, clothing, &c., should be allowed.
8. He will also on the first Saturday in each month, in the presence of the Visiting magistrate and superintendent, make a minute enquiry into the state of every convict's health, and report the result to the principal medical officer, for the information of the Comptroller General.

GENERAL DUTIES.

9. The officers will be most careful to prevent all noise or loud talking in the divisions, either amongst themselves or the constables, and the strictest silence is to be observed by the convicts when employed in cleaning the corridors and other parts of the prison.
10. They will search and examine the whole of the cells in their respective divisions daily, and ascertain that all the fastenings are perfect, that the ventilating apertures are clear, and that the windows, walls, furniture, &c. are in proper repair. Any marking, defacing, or attempt to loosen the masonry or fastenings must be instantly reported to the superintendent.

11. The persons of the convicts are also to be searched frequently, and at uncertain periods.

12. Whenever convicts either leave or return to their cells, the doors must be immediately locked, and the officer of each wing will then proceed to try the locks in order to ascertain that the cells are properly secured.

13. The officers will be prompt in answering the call of convicts when they ring, and will forthwith report the indisposition of any convict to the senior officer, for the information of the surgeon.

14. Should the mind of a convict appear to be affected, the circumstance is to be immediately reported to the superintendent, who will notify the same to the medical officer and chaplain.

15. The officers will be very attentive in instructing the convicts in whatever description of labour they may be employed, and see that no idleness or improper performance of their work is permitted. Any wilful or negligent mismanagement or destruction of materials or tools must be at once reported to the superintendent.

16. The convicts bedding is to be removed from the cells and aired twice a week in summer and once a week in winter.

17. The requisite articles will be supplied to the convicts to enable them to clean their boots when at exercise.

18. A roll showing the names and surnames of the convicts, the number of their cells and divisional letters, periods of separate confinement ordered, and date when it commenced, their condition and religious persuasion, will be suspended in the central hall, and corrected every evening, when necessary, by the senior officer.

19. The officer in charge of the cells will immediately forward a notice in writing to the superintendent of any convict who may request to be visited by the Comptroller-General, the visiting magistrate, superintendent, chaplain, or medical officer.

20. The keys of the cells are never to be out of the officer's charge; and the door of the entrance hall, except for authorized ingress or egress, is at all times to be locked, and the key in the custody of the senior officer, except where he is absent from the prison on duty or at meals.

RECEPTION OF PRISONERS.

21. All convicts, upon being brought to the new prison, are to be released from chains, and conducted to the receiving room, where they will be closely searched in the presence of an officer, be bathed, have their hair cut close, and dressed in the cell clothing; the convict is then to be supplied with his cell badge, by the number of which he is only to be addressed and referred to whilst in the new prison. No convict must ever be called by his name.

22. All clothing and other articles of whatsoever description which the convicts may bring with them are to be taken away, and after an inventory has been made of the same they will be placed in the store appropriated to that purpose, and there retained until the convicts are discharged.

23. The regulations of the prison are then to be read and explained to the convicts, after which they will be conducted separately to the cells allotted to them; each man turning down his cap peak before he leaves the receiving room.

24. The convict is then to be shown his cell, and caused to examine it carefully in order that any marking or defacing may be at once detected; he will next have explained to him the manner of using the bell-pull, and how the bedding, cell furniture, and various utensils are to be cleaned and arranged. He will also be warned against stopping any of the ventilating apertures, climbing up to his cell window, and upon all other points which he is required to observe.

CLEANING.

25. In order to secure the utmost cleanliness of the cells, corridors, and other parts of the prison, it will be absolutely necessary that every officer shall be zealous in instructing and encouraging the convicts under his charge as to the means required to secure this object.

26. Each cell is to be furnished with the necessary cleaning articles in a bag marked with the number and divisional letter of the cell.

27. In summer the cell floors are to be scoured daily (Sundays excepted), and in winter as often as the weather will permit. In wet or damp weather dry-stoning will be substituted. The cupboards, tables, stoves, and urinals are to be washed daily; the latter must be purified weekly with lime or chloride of zinc.

28. The corridors will be wet-stoned daily, weather permitting; in unfavourable weather they will be dry-stoned; the ceilings, walls, and doors are to be dusted and the cell bolts and locks polished daily; the windows are at all times to be kept clean.

VAN DIEMEN'S
LAND.

29. The convicts for cleaning corridors will be taken out indiscriminately from the different cells; for example, one from A. division to clean B., one from B. to clean C., and one from C. to clean A.; and from opposite ends of the corridors alternately daily.

30. The officers will be most careful to prevent any communication taking place amongst them when so employed, upon which occasions they must never be permitted to be within ten yards of each other, and are always to be placed with their faces towards the outer extremity of the corridor. When the convicts are engaged in cleaning or dusting the cell doors the officers must stand close to them, in order to prevent their communicating with those in the cells.

31. The cell and corridor lamps are to be properly cleaned and trimmed every day before dinner.

32. The cells and corridors will only be swept and dusted on Sundays.

33. The chapel and exercise yards will be thoroughly cleaned twice every week, on such days as the superintendent may direct, and great care must be taken whilst cleaning the chapel in particular that the convicts are placed so as to prevent their having an opportunity of communicating with each other.

ISSUING THE PRISONERS MEALS.

34. There will always be two officers and two constables present at the issuing of the convicts meals. The constables will carry the tray containing the rations; one officer will unlock the trap or falling doors, and the other officer is to deliver the meal and close the doors. Not more than four trap-doors must ever be unlocked at the same time, and upon no account are the doors on opposite sides of a wing to be opened together, as such an irregularity would enable the convicts to communicate with each other from their cells.

35. In removing the convicts dinner mess utensils for the purpose of being cleaned the disposition of the officers and constables will be the same as when the meals were delivered; the mess utensils after breakfast and supper will be cleaned by the convicts in their cells.

36. It will be the duty of any officer, to whom a convict may complain either of the quantity or quality of his food, to report the matter immediately to the officer in charge, who, in the event of a deficiency being the ground of complaint, will immediately cause the article in question to be weighed in the presence of the convict, and, if necessary, at once make good what is wanting; in the case of rations being unwholesome they will be returned to the senior assistant superintendent and exchanged.

ORDER OF UNLOCKING THE CELLS.

37. Whenever the convicts are to be removed to the chapel or exercise yard the hand-bell will be rung as a signal of preparation, and the officers are at once to proceed to their respective posts, which will be as follows; viz., one to unlock, one in the central hall, and one to place the convicts in the exercise yards, or, when the convicts are moving into chapel, in one of the pews at the top of the chapel stairs.

38. The order in which the cells are unlocked is to be frequently changed, and the same men are not to be exercised in the same division of yards two days following.

39. Only one wing is to be unlocked at the same time, and the officer performing this duty must be very quick, in order that the interval may not be too much extended.

40. It will be the duty of the officer in the central hall to see that every convict leaves his cell immediately upon the door being opened, that the peak of his cap is previously drawn down, that his cell-badge is affixed to his jacket, that the convicts preserve the proper distance from each other, viz., five yards, and upon no account turn round or communicate together.

41. In the event of any interruption or stoppage occurring in the convicts movements the officer in the central hall will at once cause all who are out of their cells to stand fast until the cause of interruption has been removed.

EXERCISE DUTIES.

42. Convicts who are to be exercised will be divided into parties of twelve each, and the order of exercise communicated to them, so that they may know the signal of the hand-bell at which they are to prepare to leave their cells; this will be best done by numbering the exercise parties, and using a different signal with the hand-bell for each division.

43. The first convict unlocked will proceed to the yard farthest off, the second to that next to the first, and so on until the yards are occupied. Each man, upon entering his exercise yard, is to advance to the end of it, and face the wall, keeping his cap-peak down; and when the whole of the convicts for exercise have been thus placed, the officer in the central hall will call out "Walk about," upon which the convicts will turn up the peaks of their caps, and exercise at a brisk pace for one hour, as described in the rules laid down for their guidance. One officer is to remain in the central hall, and, assisted by a constable, take charge of the convicts while at exercise.

44. At the expiration of the hour the officer on duty in the central hall will ring the hand-bell as a signal for the convicts at exercise to prepare to return to their cells, and to those next for exercise to get ready. As soon as the hand-bell is rung the convicts at exercise will proceed to the end of their respective yards; turn down their cap-peaks, as before directed; a second officer will then unlock the yard gates, and call the convicts by their numbers, commencing with the one nearest the cells to be occupied; the officer who before unlocked the cells will thus receive the convicts back in an order reverse to that in which they left.

45. The twelve convicts next for exercise will be unlocked, and marched to the exercise yards in the order already prescribed, and so on until all have been exercised and relocked.

CHAPEL DUTIES.

46. The convicts will be classified according to their religious creeds, the Roman Catholics being placed in the central wing by themselves.

47. There are never to be less than four officers and constables in the chapel, from the time the convicts begin to enter until the conclusion of the service, and their stations will be as follows; viz., one in each of the pews at the top of the steps, one in the body of the chapel, and the fourth placing the convicts in their stalls. It will be the duty of the officers in the upper pews to see that the convicts on their respective sides move forward in a regular and orderly manner, that they preserve the regulated distance, and do not communicate with each other.

48. The officer in the body of the church will vigilantly watch the convicts as they enter their stalls, and take care that they do not remove their cap-peaks, or open their stall doors previous to their being locked in; they will also prevent any conversation being carried on, and see that each convict suspends his cell-badge on the hook over his head.

49. The officer engaged in placing the convicts in their stalls will commence at the front row of the right division, see that each convict passes into his stall, and closes the door; when the row has been filled the officer will close the outer stall door, and immediately draw the locking-bolt, the handle of which must be buttoned down; in this manner he will proceed from row to row until the upper one is occupied, after which he will take his station in front and relieve the other officer, who is then to proceed in the same manner to place the convicts in the left division.

50. When the number of convicts is not sufficient to occupy the whole of the chapel, every alternate stall will be left vacant in as many of the upper rows as practicable, but both sides of the chapel must be occupied in an uniform manner.

51. As soon as all the convicts have been locked in their stalls, the two officers in the body of the chapel, who are always to be the seniors present, will take their station on the raised seats in front; the others in the pews at the top of the stairs will remain there; the senior officer amongst them will lock the entrance door, and retain the key during service.

52. It will be the duty of all the officers and constables in chapel to be vigilant in observing that the convicts conduct themselves with the utmost propriety and decorum, that upon no pretence any communication with each other is carried on, and that they conform in every particular to the regulations prescribed for their behaviour.

53. Whenever a convict is taken unwell in the chapel, and intimates by holding up his badge that he requires to be removed, the officer occupying the raised seat in front of the side on which the convict is placed, assisted by the officer stationed in the upper pew, will immediately proceed to the row in which the convict is, and remove the other convicts who are in the intervening stalls; the sick man is then to be taken from the chapel by the junior officer, and delivered over to the officer or constable on duty in the prison, who will forthwith place the convict in his cell, and, if necessary, report the case to the medical officer.

54. The convicts who were removed from the intervening stalls are to be placed in empty ones, when any are available, on the same side of the chapel, and allowed to remain there until the service is concluded; but should there be no vacant stalls on that side, the convicts will stand apart from each other, and face the central partition until the sick man has been removed, when they will return to their former stalls.

55. The second officer stationed in the body of the church will direct his attention to the side from which the sick convict is being removed, and see that the convicts conduct themselves properly.

56. On Sundays, and other occasions when there is full service, the cells are to be unlocked by the officer on duty in the prison fifteen minutes before the usual time of concluding the service, but when there is no sermon the cells are to be left open while the convicts are at chapel.

57. At the conclusion of the service, the officer in the body of the church, having charge of the left division, will proceed to let the convicts out from the upper row.

58. The officer in charge of the right division will signalize the convicts of the left division from their stalls. The officers or constables in the upper pews will keep their stations, and supervise the convicts moving out of chapel.

VAN DIEMEN'S
LAND.

59. When all the convicts of the left division have been removed from the chapel, the officer employed in letting them out will proceed to the body of the chapel, and take charge of the signal, in order that the officer of the right division may commence letting out the convicts on that side, beginning at the top row, and moving towards the front.

60. In rising the signal the officer must be careful to give sufficient time, after showing the letters of the respective rows, before exhibiting the numbers of the stalls, in order that the convicts may collect their books, and arrange their caps and badges properly; and in showing the numbers of the stalls, it will also be necessary to make a pause sufficient to prevent the convicts approaching nearer to each other than the prescribed interval of five yards.

61. Each convict must draw down his cap-peak before the door of his stall is opened.

62. The officers or constables occupying the upper pews will proceed to examine the stalls as soon as all the convicts on their respective sides have left the chapel, and observe whether any of them have been scratched or defaced, or left in a dirty state; any irregularity of this nature will be immediately reported to the officer in charge, for the information of the superintendent.

63. Whenever the Sacrament of the Lord's Supper is to be administered, it will be delivered to the convicts in the front stalls of the right division.

RULES to be observed by the CONVICTS.

64. The convicts, upon no pretence whatever, are to attempt holding any communication with each other, either by words or signs, and must never read aloud, sing, whistle, dance, or make any other noise in their cells, exercise yards, corridors, or chapel. The convicts are only to be addressed by the numbers of their cells, and no man must ever use his name in communicating with the officers placed over him.

65. They are to rise when the first bell is rung; immediately wash their hands and faces, and roll up their bedding neatly, according to the form prescribed, and place it upon the top of the cupboards. The days for airing bedding will be communicated by the officer in charge.

66. The cells are then to be swept, and, with the furniture, properly scoured; and the slops are to be handed out as soon as the bell is rung in the corridor and the doors opened for that purpose.

67. The convicts will keep their persons and cells at all times in the highest state of cleanliness, and must invariably have the cell, furniture, and utensils neatly arranged according to the order directed.

68. The convicts will wash their feet twice in summer, and once in winter, weekly; viz., upon the evenings before putting on clean shirts.

69. The convicts must never allow their clothing to remain out of repair, but, when necessary, will apply to the officer in charge for the requisite materials. The clothing must also be kept clean, and upon all occasions when the convicts are out of their cells, except for cleansing purposes, they are to be closely buttoned up.

70. Before the convicts leave their cells they are invariably to draw down their cap-peaks, and attach the cell badges to the breast of their jackets; and upon all occasions when marching to the exercise yards, or to the chapel, they must observe an interval of five yards from each other, a distance they are upon no account to diminish.

71. The convicts, in returning to their cells, will keep the same distance as above described, and upon entering them will immediately close the doors.

72. Should any convict have a complaint to make respecting the quantity or quality of his rations, he must state it when the meal is delivered, and before the article complained of has been taken into his cell; no complaint respecting quantity will be attended to afterwards. The convicts are also at liberty to address any complaint to the Comptroller-General, visiting magistrate, superintendent, or senior officer in charge, but they are warned against making any frivolous or groundless complaints, as for such they will be liable to punishment.

73. When convicts wish to address the Comptroller-General, visiting magistrate, superintendent, chaplain, or medical officer, they will apply to the officer in charge of the cells for that purpose.

74. Any convict requiring assistance or instruction, or having anything important to communicate during the day or night, will ring his bell for the officer on duty, to whom he will state the reason of the summons; but upon no account is such call to be made unless urgently required, and all conversation which is not strictly necessary must then be avoided.

75. The convicts will not unroll their bedding in the evening until the hand-bell has been rung for that purpose, and they will extinguish their cell lights and retire to rest upon the last bell being rung for the night.

76. No convict is, upon any account, to look out of his cell window, nor stop any of the ventilating apertures.

77. If, upon any occasion, it is found necessary for one convict to pass another when out of their cells, the one to be passed will immediately face and stand close to the nearest wall until the other has gained the proper distance from him, when he will resume his former position; but no convict is upon such occasions to face a cell door.

78. The convicts are to be very respectful to all visitors and officers of the Government, and they are never to pass an officer without touching their caps.

79. They are never to wear their caps in their cells, but must suspend them to the bell-pulls.

80. They will be careful not to take down the cell lamps, nor to spill the oil, and they will be held accountable that the lamps are kept burning properly.

81. The convicts are never to smoke, or light pieces of paper, or rags, &c., either in their cells, exercise yards, or any other part of the prison, and they are strictly prohibited from having tobacco, money, trinkets, or sharp instruments in their possession.

82. No surplus article of clothing, or property of any description, is to be in the possession of any convict; and convicts who in any way damage their bedding, or any article belonging to the Government, will invariably be punished.

83. Convicts will be allowed to write one letter, and to receive another every three months; and when desirous of writing, application is to be made to the officer of their division for the necessary materials.

LABOUR.

84. All convicts ordered to work are to be diligent and attentive in performing whatever description of labour may be assigned to them, and the termination of their periods of separate confinement will mainly depend upon the degree of industry and good conduct evinced by them.

85. They are upon no account to be idle during the authorized hours of labour, but must continue to devote themselves actively to their work during the day.

86. They will apply to the officer in charge for instruction as to the manner of performing their work, whenever necessary.

87. Any wilful or negligent mismanagement of work will subject the offender to punishment.

EXERCISE.

88. Every convict under separate treatment is to receive exercise for one hour daily, and should the medical officer deem it necessary for the preservation of health, a longer period will be allowed; no convict undergoing solitary confinement is to be exercised until after the third day, except upon the recommendation of the medical officer.

89. In proceeding to the exercise yards the convicts will move out of their cells as soon as the doors are opened, taking care to attach their badges to their jackets, and to draw down their cap-peaks previously; they will then march to the yards as directed by the officer, preserving the proper distance from each other, viz., five yards; and as soon as each man enters his exercise yard, he will advance close to, and face the farthest extremity of the wall, in which position he is to remain, with his cap-peak down, until the officer calls out "Walk about."

90. While at exercise the convicts will continue to walk at a brisk pace, and are never to loiter or lean against the walls, nor to keep their hands in their clothing, which must be kept closely buttoned up; in wet or hot weather the convicts are to walk under the sheds provided in the exercise yards.

91. The strictest silence must be observed at exercise, and any convict infringing this regulation, or attempting to communicate with another convict, will be at once returned to his cell for trial.

92. At the expiration of the period of exercise the hand-bell will be rung, at which signal the convicts will immediately draw down their cap-peaks, and place themselves facing the end walls in the same order as when they entered the yard, where they are to remain until called out by the officer, when they will proceed to their respective cells, and stand inside in readiness to shut the doors as soon as the officer arrives to lock them.

CHAPEL.

93. The convicts are to leave their cells and proceed to chapel in the manner directed for exercise. Upon entering the chapel each man will proceed to the stall which he is to occupy, and upon reaching it he is to close the door, and keep it fast until locked by the officer on the outside. He will then take off his cap and badge, and at once suspend the latter to the hook placed over his head.

94. The convicts are to pay the utmost attention to the chaplain, and are never to lounge or look about them during Divine Service; they are upon no account to spit upon, or in any way deface their stalls, which will be examined by an officer after they leave the chapel, and any breach of this order reported.

D 4

VAN DIEMEN'S
LAND.

95. The convicts are not to kneel in their stalls, but must at all times be visible to the officers in front; they are allowed to sit during the lessons and sermon, but at all other times must stand erect.

96. They are upon no account to lean their heads against the stall doors or book-boards in front.

97. In the event of a convict being taken ill during Divine Service, he is at once to hold up his cell badge as a signal to the officer in front, but must never do so for trifling or unnecessary causes.

98. At the conclusion of the service the convicts will immediately collect their books, and attend to the officer in charge of the signal. As soon as the letters of their respective rows are shown, they will attach the badges to their jackets, and put their caps on; hold the peak in one hand and the stall door by the other; in this position they will remain until their respective numbers are shown, when they are to draw down the cap-peaks, and move off to their cells, taking care to preserve the proper distance. (A copy of these rules for convicts to be suspended in each cell.)

DAILY ROUTINE.

99. The first bell will be rung by the officer on watch, in summer, half an hour, and in winter, one hour, before the time specified by the regulations for the station gangs to commence labour. The convicts rise, roll up their bedding, and wash their hands and faces.

100. The second bell rung; the keys of the several wings issued by the officer in charge to the divisional officers.

101. In summer: first party proceeds to exercise, after which the corridor cleaners will be turned out, convicts cleaning cells and corridors; at exercise, and afterwards employed in arranging their cell furniture, utensils, &c., and preparing for labour; officers superintending the cleaning of the cells and corridors, exercising the convicts, and making arrangements for their labour and breakfast; officer in charge of the prison examining the watch clock, seeing exercise parties turned out, preparing his report book for the superintendent's inspection, and at breakfast. In winter there will be no exercise before breakfast.

102. Hand-bell rung, exercise party returns (in summer); breakfast distributed; after which other officers breakfast; senior officer perambulating the divisions.

103. Hand-bell to be rung, convicts to be supplied with their work and tools, and commence labour; those for exercise turned out.

104. Convicts attending chapel; exercising and at labour; officers superintending at chapel and exercise, inspecting the convicts at labour, and examining the cells; senior officer to take his report book to the superintendent's office, and receive instructions.

105. Hand-bell to be rung; labour ceases; all convicts return to their cells, and prepare for dinner.

106. Convicts dinner issued, after which all officers, with the exception of the senior, will dine; the senior officer perambulating the several divisions and inspecting the convicts, who after dinner are permitted to read.

107. Hand-bell to be rung, and the convicts resume labour; dinner mess utensils withdrawn and cleansed, and afterwards returned to the cell. Convicts exercised (if necessary), the superintendent accompanied by the officer in charge making his inspection; officers visiting and instructing the convicts; senior officer preparing the work book. The hand-bell will be rung for labour to cease five minutes before the hour prescribed by the regulations. Convicts roll up their work, sweep and dust their cells, and wash; officers taking an account of work, issuing materials for the repair of the convicts clothing, and preparing to deliver supper (winter); cells and corridors to be now lighted up.

108. Supper issued; all tools, knives, or other sharp instruments to be withdrawn from the cells, and placed in the recess before the door until next morning; cells then to be locked, and their security proved. Officers see by inspection apertures that all the convicts are present. Locking reports and list of rations required on the following day delivered to the senior officer, who will likewise receive all keys, except one for opening the trap-doors, and deposit them in a box provided for that purpose, which he will place in his quarters for the night.

109. The senior officer will now deliver up the charge of the prison to the officer for evening duty, who will perambulate the several divisions, and inspect the convicts, seeing that they do not unroll their bedding, nor allow the lights to burn dimly, and that they attend to their books.

110. The hand-bell to be rung; reading ceases; bedding unrolled and made; convicts prepare to retire to rest.

111. The last bell is rung; cell lights extinguished by the convicts, and the officer afterwards inspecting to see that this has been done.

112. The evening officer relieved by the first night watch, who will perambulate the several divisions, and strike the watch clock every quarter of an hour.

113. Watch to be relieved, and the watch clock regularly visited as before until the first bell is rung.

15 Minutes after
first bell.

From the ringing of
the second bell until
the regulation break-
fast hour.

5 minutes to 6.

9 A. M.

9 till 11. 45.

5 minutes to 12.

12 noon till 1. 15. P.M.

1. 15. P.M. until the
time specified in the
regulations for leaving
off work.

5. 30. P.M. in winter
and 6 in summer.

6. 30. P.M. till 8. 30.
P.M.

8. 30. P.M.

8 45. P.M.

9 P.M.

Midnight.

NIGHT DUTIES.

114. The officer on duty during the night will be most careful to avoid any noise while patrolling the corridors, for which purpose he must wear slippers, and should any noise proceed from the cells, he will endeavour to discover the cause, and in the event of having reason to believe that any attempt is being made to escape, he will immediately ring the alarm bell.

115. The officer on watch will be furnished with a key to open the cell trap doors for the purpose of enabling him to answer any call during the night, but upon no account is any cell door to be opened at night except in presence of a second officer.

116. The visiting magistrate, superintendent, and officer in charge will occasionally visit the prison at uncertain hours during the night, and the officer on watch will enter in a book to be kept at the central hall the names of all parties by whom he may have been visited, and the hours of such visits.

117. The general order of the prison and any occurrence during the night will also be entered in the night watch book, which, with the other visiting book, the senior officer will deliver daily to the superintendent when his report book is presented.

SUNDAYS.

118. The first bell will not be rung until six o'clock in summer and seven o'clock in winter.

119. The convicts will sweep and dust the cells; be exercised in the afternoon; attend chapel; and during the intervals of leisure read in their cells the Bible or such other religious books as their respective chaplains may direct.

J. S. HAMPTON,
Comptroller-General.

E

Appendix D

Bibliography and list of Documentary Sources

REPORTS

Clark, J	Port Arthur Historic Site Management Authority - Draft Interpretation Plan 2001	2001
DPIWE.	Port Arthur Historic Site Separate Prison "B" Wing Conservation Works 99-00. Cultural Heritage Branch, Department of Primary Industries Water & Environment. [Sep/5/R]	n.d.
DPIWE.	Port Arthur Historic Site Separate Prison "B" Wing Conservation Works 99-00 - Stage 2. Cultural Heritage Branch, Department of Primary Industries Water & Environment. [Sep/7/R]	n.d.
DPIWE	Port Arthur Historic Site Separate Prison "B" Wing Conservation Works 99-00 - Stage 2 revised. Cultural Heritage Branch, Department of Primary Industries Water & Environment. [Sep/8/R]	n.d.
Kerr, JS	Parramatta Correctional Centre, NSW Dept of Corrective Services	1995
Kerr, J S	Fremantle Prison - A Policy for its conservation, Dept of Contract & Management Services for the Fremantle Prison Trust Advisory Committee	1998
Martin E J	Access to Heritage Buildings for People with Disabilities, Cox Architects & Planners,	1997
Eric Martin & Associates	Port Arthur Historic Site Access Advice (Draft)	October 2000
Morrison, Crawford Cripps Wagman Architects	Military Gaol at Angelsea Barracks, Hobart, Conservation Analysis,	June 1989
Thompson & Brett.	Port Arthur Historic Site Management Authority, Repairs to Model Prison. Thompson & Brett Pty Ltd. [Sep/6/R]	1999.
Godden Mackay Logan	Port Arthur Historic Site Conservation Plan	March 2000

Godden Mackay Logan	Separate Prison Keeper's Quarters - Draft Archaeological Report	May 2003
Gurnhill, Anna	Intangible Values, People and Heritage Places: A study of Port Arthur Historic Site (BA (Hons) Thesis - Univ. of Tas)	Nov 2001
Scripps, Lindy	Interpretation Storyline	March 1997
User Insite Pty Ltd	Visitor Evaluation to support Interpretation	Feb 2001

BOOKS & ARTICLES

Beattie's Studio	The Convict Days of Port Arthur, 3 rd Edn., 1990
Brand, I	Collected Papers on Port Arthur, PAHSMA Resources Centre
Brand, I	The Pentonville Experiment, Jason Press, Hobart, 1971
Brand, I	Port Arthur: 1830-1877, Regal Press, Launceston, undated
Brand, I	The "Separate" or "Model Prison", Port Arthur, Regal Press, Launceston, undated
Brand, I	The Separate or Model Prison, Port Arthur, Jason Press, Hobart, 1975
Brand, I	Port Arthur: 1830-1877, Regal Press, Launceston, undated
Brand, I	Penal Peninsula, Tasmania's Port Arthur and its outstations 1827-1898, Regal 1998
Brand, I	The Convict Probation System: Van Dieman's Land, 1839-1854, Blubberhead Press, Hobart, 1990
Clarke, M	For the Term of His Natural Life, Lloyd O'Neil, Melbourne, 1970 (first published, 1874)
Croome, R	<i>History of the Separate Prison (in progress)</i>
Daniels, K	Cults of Nature, Cults of History", Island Magazine, No.16, Hobart, 1983
Evans, R	The Fabrication of Virtue: English Prison Architecture, 1750-1840, Cambridge University Press, 1982
Flanagan, R	Crowbar history: Panel games and Port Arthur", Australian Society, Sydney, August 1990
Gauchet, M and Swain, G	Madness and Democracy: the modern psychiatric universe, Princeton University Press, Princeton, 2000
Graeme-Evans, A & Ross, M	A visitor's short history guide to Port Arthur 1830-1877, Regal 1993
Hilton, P	Separately Treated: an assessment of the effectiveness of Port Arthur's Separate Prison, in the crushing of convict resistance", 1849-1877, unpublished thesis, University of Tasmania, 1999
Hopkins, D	The Convict Era, Book 1 - Transported beyond the seas, Taswegia 1993
Hopkins, D	The Convict Era, Book 2 - Port Arthur a place of discipline in chains, Taswegia 1993
Hopkins, D	The Convict Era, Book 3 - Penal servitude in chains, Taswegia 1993

- Hughes, R The Fatal Shore, Pan, London, 1988
- Ignatieff, M A Just Measure of Pain: the Penitentiary in the Industrial Revolution, 1750-1850, MacMillan, London, 1978
- Ignatieff, M A Just Measure of Pain: the Penitentiary in the Industrial Revolution, MacMillan, London, 1978
- Johnson, Norman The Human Cage, A Brief History of Prison Architecture, New York, 1973
- Kerr, J S Design for Convicts, NT(NSW), Library of Australian History, 1984
- Kerr, J S Out of Sight, Out of Mind NT(NSW) & Australian Bicentennial Authority 1988
- Lennox, G A visitor's guide to Port Arthur and the convict systems, Dormaslen Publications, 1996
- Mayhew H & Binney J The Criminal Prisons of London and Scenes of Prison Life, Cass & Co. 1966
- Rabinow, P., (ed), Disciplines and Sciences of the Individual", Foucault Reader, Random House, New York, 1984
- Robson, L A History of Tasmania, Vol 1, Oxford University Press, Melbourne, 1983
- Rothman DJ & Morris N The Oxford History of the Prison, OUP, 1995
- Rothman, D *Perfecting the Prison: United States, 1789-1865* in The Oxford History of the Prison: The Practice of Punishment in Western Society OUP 1995
- Sereny, G The German Trauma: experiences and reflections 1938-2000, Penguin, London, 2000
- Shaw, A G L Convicts and the Colonies, Faber and Faber, London, 1966
- Smith, C Shadow Over Tasmania, Walch, Hobart, 1985 (first published 1941)
- Weidenhofer, M Port Arthur, A Place of Misery
- West, J The History of Van Dieman's Land, Angus and Robertson, Sydney, 1981
- Young, D Making Crime Pay: the evolution of convict tourism in Tasmania, Tasmanian Historical Research Association, Hobart, 1996

see also Appendix E for sources from the PAHSMA resources centre

Appendix E

List of sources from PAHSMA Archive

Port Arthur Resource Centre files

Papers & Files

Brand, I	The Brand Papers, Volume 4, Items 423, 426 & 445 and References thereto.	n.d
Conservation Services	Proposed Conservation/Restoration Works to the Model Prison at Port Arthur for Port Arthur Historic Site Management Authority. Conservation Services, 293 Macquarie Street, Hobart. (CS 8814). [Sep/4/R]	1988.
Cripps, P	Conservation study of the Model Prison at Port Arthur for National Parks and Wildlife Service. Conservation Services (CS 8326). [Sep/3/R]	1985.
Cripps, P	Model Prison. [Sep/2/R]	n.d.
Glover,	The Glover Papers, Items 42 & 423	n.d
Hitchins Research Laboratories Technical Service Report, No. N.I. 12/72 for the Wildlife Division, Tasmania. [Sep/1/R]	Recommendations for the repair and restoration of the Port Arthur Convict Ruins, Tasmania.	

PAHSMA Photographic Archive Images

Page	Photographs Archive number
Cover & 92	1230
27	1895
33	1969
35	1217
36	1247
37	2075 & 2096
39	2170
40	2096
81	2951
84	2578
147	2163
148	2158
160	1275 & 1271

Maps & Plans

on following pages

HISTORIC MAPS

LOCATION: PORT ARTHUR

DATE	TITLE	PLAN NO.
1828	Burnett Harbour/ Port Arthur by Welsh	HM 125/7
1828	Port Arthur Harbour by Welsh	HM 125/8
Feb 1828	Port Arthur Harbour by Welsh. (clearer than HM 125/8)	HM 881/37
1828	Survey of Stewarts Harbour by T. Scott	HM 1828/1
1833	The Settlement at Port Arthur by J.H. Hughes	HM 1833/1
1833	The Settlement at Port Arthur by J.H. Hughes (colour)	HM 1833/1 colour
<i>add *</i> c. 1836	Plan of the Settlement of Port Arthur (original)	HM 290/1459
1836	Plan of the Settlement of Port Arthur (traced from original)	HM 290/1459A
c. 1840s	Proposed Site for Penitentiary - beside Mill Race	HM Vol.78/1
c. 1840s	Proposed Site for Penitentiary - Brick Kilns area	HM Vol.78/2
c. 1840s	Proposed Site for Penitentiary - cnr. Champ St & Asylum Ave.	HM Vol.78/3
c. 1840s	Proposed Site for Penitentiary - Church & allotments	HM Vol.78/4
1845	Plan of Part of the West Coast of Port Arthur Tas. Pen. VDL	HM CO 280/185
1845	Plan of Part of the West Coast of Port Arthur Tas. Pen. VDL	HM MPG 710/116
1845	Settlement & Point Puer (print)	HM CO280/536
1845	Settlement & Point Puer (paper)	HM CO280/536
1845	Settlement & Point Puer detail p103, enlarged	HM CO280/536
1846	Plan of the Penal Settlement at P.A. VDL - J.R. Hurst	HM 1846/1
1846	Port Arthur Penal Station by J.R. Hurst (same as 1846/1)	HM 125/12
1854	Imperial Convict Establishment at P.A.	HM MPG 537/1
1854	Imperial Convict Establishment at P.A. (photo as title)	HM MPG 537/1A
1854	Imperial Convict Settlement	HM 290/1457
1854	Imperial Convict Settlement	HM 290/1458
Jan. 1854	Penal Settlement at Port Arthur	HM MPG 537/2
1858	P.A. Penal Station, Tasmania by Lander	HM 133
1858	P.A. Penal Station, Tasmania by Lander - coloured, mounted	HM 133A
1858	P.A. Penal Station, Tasmania by Lander - same as 133	HM 125/11
c. 1862	Block Plan of the Settlement, Port Arthur	HM NT 4865
1863	Block Plan of the Settlement, Port Arthur - more detail than, but from, 1862 NT 4865. (PWD date 26.3.1917)	HM PWD 6154
<i>add *</i> 1863	Block Plan of the Settlement, Port Arthur	HM 290/1460

HISTORIC MAPS

LOCATION: PORT ARTHUR

DATE	TITLE	PLAN NO.
1863	Block Plan of the Settlement, Port Arthur – part of 290/1460	HM 290/1460/1
c. 1870	Block Plan showing the positions of water pipes and drains plus resident's names or titles – Settlement Hill	HM 1870/1
c. 1870	Block Plan showing the layout of Asylum Gardens	HM 1870/2
c. 1870	Block Plan showing the layout of Asylum Gardens – torn part	HM 1870/2A
c. 1870	Block Plan showing centring on the Paupers Dormitory	HM 1870/3
c. 1877	Tasmans Peninsula. Lots 6978 & 6979. Opossum Bay	HM HP 57
c. 1877	Lots abutting HP57, showing lower end Palmers Lookout Rd	HM HP 57/1
c. 1877	Tasmans Peninsula. Lot 6983. Stewarts Bay, Garden Point	HM HP 60
c. 1877	Tasmans Peninsula. Lots 7348,7349,7350 & 7351 near town of Carnarvon.	HM HP 66
c. 1877	Tasmans Peninsula. Lots 6975, 6976 & 6977. Near P.A.	HM HP 78
1877	Town of Carnarvon. P.A. Lots for sale by Public Auction at the Alliance Rooms, Macquarie St, Hobart Town on Thur. 8 Aug 1878 at noon. Blackwood's map. Copyright TMAG	HM R1993.5
c. 1877	P.A. Surveyors Field Notes for C19. Blackwood. 2 sheets	HM FB 1054
1882	Town of Carnarvon. Port Arthur. Lots for sale by Public Auction at the Alliance Rooms, Macquarie St, Hobart on Thur. 14 Dec. 1882 at noon. (redrawn from 1877 Blackwood) Copyright TMAG	HM R 2142
1889	Land for sale on the ground at Carnarvon, Port Arthur	HM 290/1461
1893	Port Arthur Admiralty Chart. H.M. Surveying Ship "Dart"	HM 1893/1
c. 1893	Survey of P.A. Harbour – less information than 1893/1	HM 1893/2
c. 1893	Port Arthur Bay Survey. (many fewer soundings than "Dart")	HM 1893/3
post 1897	Cadastral Plan of Port Arthur	HM C19
post 1897	Cadastral Plan of Port Arthur. (see also M C18 & M C18A)	HM C19A
c. 1917	Port Arthur, looking South. oblique view.	HM C19A-1
c. 1930	Plan of Settlement. Port Arthur. Tracing by PWD of 290/1459	HM PWD 1930
1936	P.A. State School. Locality Plan, relative to Church	HM PWD 9720
25.2.1937	P.A. State School. Site Plan on Mason St. (nr. W'shops now)	HM PWD 9965

HISTORIC MAPS

LOCATION: PORT ARTHUR

DATE	TITLE	PLAN NO.
1948	Surveyors Plans & Notes. Carnarvon cadastral. (9 sheets)	HM PWD 5701/16

* add, in date order :

- 4.3.1834 Chart of Forestiers and Tasman's Peninsula's. George Frankland Hm 1834/1
- 1863 Block Plan of the Settlement, Port Arthur, with stamp of Government Architect Tucker, dated 29 Apr. 1938. A line showing position of tramway is marked from end of Jetty to the west and marks in Tramway St. HM PWD 6154A

HISTORIC BUILDING PLANS.

LOCATION: MODEL PRISON.

DATE.	TITLE.	PLAN N ^o .
	(See also 9 plans, Historical Analysis, C.A. N ^o 1 to C.A. N ^o 9)	
H-C	✓ # Model Prison Port Arthur <small>same</small>	H 290/1497
H-C	✓ Solitary Prison	H 290 1499
H-C	✓ Solitary Prison <small>same as 1499 (east toward 1412)</small>	H 290/1500
H-C	- Separate Prison, Prison Cell plan	H MPG 537/1
H-C	Perspective view of central hall and corridor	H. MPG 537/1
H-C	Perspective view of part of Wing A	H. MPG 537/1
H-C	02/02/1917 ✓ Model Prison <small>as another</small>	H. PWD 6129
H-C	28/10/1857 ✓ Solitary Prison (same as H 290/1499 + H 290/1500)	H PWD 6147
H-C	1928 ✓ New roof for west wing	H PWD 805-5 (2 copies held)
H-C	✓ Model Prison, 'C' Wing plan, <u>with Detail for Proposed ReRoofing</u> <u>of Model Prison, extra to H 290/1499.</u> (also in HCT as PWD Drawg C, Carel 2552) (dated but 3" to 10" scale)	H PWD H 290/1499 H

1928 PORT ARTHUR - MODEL PRISON

HISTORIC BUILDING PLANS.

LOCATION: ASYLUM. / Carnarvon Town Hall

	DATE.	TITLE.	PLAN N ^o
H. C	C 1895	ROUGH SKETCH OF SUGGESTED RE-MODELLING OF TOWN HALL BUILDING CARNARVON.	H. 945/1
H. C	1895	RESTORATION & ALTERATIONS TO THE TOWN HALL BUILDINGS. CARNARVON. TASMANIA.	H. 945/2.
	7 Feb 1955	Town Hall, Port Arthur Front (north) elevation.	H. 945 . 229/1
X	1870	Block plan of Lunatic Asylum, Separate Prison, Farm Buildings, with Asylum paths + gardens .:	H. 1870/2
X	1870	Torn corner of H 1870/2 showing intricate garden beds and paths of Asylum	H. 1870/2 a. Detail
X	1870	Block plan of H 1870/2 continued, showing Asylum gardens, Paupers Dormitory, etc.	H. 1870/3

Historic Building Plans

LOCATION: Pentonville Prison, London

DATE.	TITLE.	PLAN N ^o
1844	<u>Pentonville</u>	
	Isometrical view	H. Penton. 1
	Basement Plan	H. Penton. 2
	Ground Plan	H. Penton. 3
	First Gallery Plan	H. Penton. 4
	Ventilation Sections and Plans	H. Penton. 5
	Chapel Section and Plan	H. Penton. 6
	Exercise yards Sections and Plan	H. Penton. 7
	Entrance Building Elevation	H. Penton. 8
	Gateway and Houses for the Governor + Chaplain Elevation	H. Penton. 9
	Cell Plan + Transverse + Longitudinal Sections	H. Penton. 10
	Cell Doors Plan, Elevations + Section	H. Penton. 11
	Gallery Railing Elevation and Plan/ Water Trough Sections	H. Penton. 12
	Detail of Regulating Cisterns, Pipes + Cocks for the Distribution of Water	H. Penton. 13
	Details of Soil Pan, Trap + Basin of Cells	H. Penton. 14
	Cell Windows Section, Plan + Elevation	H. Penton. 15
	Plans Shewing the Means of Regulating the Temperature within the Cells	H. Penton. 16
	Perspective View of the Interior of one Corridor from the Central Hall	H. Penton. 17

Appendix F

Report on Social Significance Issues of the Separate Prison (Context Pty Ltd - July 2001)

Background

The Port Arthur Historic Site Management Authority (PAHSMA) has commissioned Design 5 Architects to produce a Conservation Management Plan for the Separate Prison at Port Arthur.

The initial proposal prepared by Design 5 Architects included provision for an assessment of the social significance as part of the conservation analysis stage of the project.

Following further negotiations with PAHSMA about the scope and budget for the project, it has been decided that the social value assessment will not be included at this time.

Design 5 Architects has requested advice from Context Pty Ltd about the indications of social value that can be drawn from the assessment undertaken during the development of the Port Arthur Historic Site Conservation Plan.¹

Preparation of this preliminary advice has involved:

- Review of the Conservation Plan text (particularly from volume 2)
- Review of survey and focus group materials collected during the preparation of the Conservation Plan
- Consideration of the evidence indicating the potential social significance of the Separate Prison.

This report

This report examines:

- the nature of social significance, and its definition under the state and national heritage protection systems
- the relevant findings of the social value assessment undertaken for Port Arthur in 1998
- future options for the investigation of the social significance of the Separate Prison

The nature of social significance

Recognising social significance is based on acknowledging that places may have an importance to people with direct experience and knowledge of a place, and that this significance transcends utilitarian or amenity values. Social significance is seen as a value held by today's community. Assessing social significance is therefore not the same as doing a social history of a place, although a good social and physical history can provide an excellent foundation for social significance assessment.

¹ Godden Mackay Context 2000

The Tasmanian Historic Cultural Heritage Act provides criteria for evaluating cultural significance for inclusion in the Tasmanian Heritage Register (THR). THR criterion (f) refers to social significance: *It has strong or special meaning for any group or community because of social, cultural or spiritual association.*

Closely related to the THR criteria are the criteria used by the Australian Heritage Commission for listing on the Register of the National Estate. Under these criteria, social significance is covered by criterion G: *Its strong or special associations with a particular community or cultural group for social, cultural or spiritual reasons.*

To assist in assessing social significance under Criterion G, the following three sub-criteria have been developed:

1. Important to a community as a landmark, marker or signature.
2. Important as a reference point in a community's identity or sense of itself.
3. Strong or special community attachment developed from use and/or association.

These sub-criteria were used to assess the social significance of Port Arthur for the Conservation Plan. The indicators and thresholds developed for assessing these sub-criteria are outlined in more detail in volume 2 of the Port Arthur Historic Site Conservation Plan.

Methods for assessing social significance

The definition of social significance is quite specific. In particular it requires that:

- A community (or communities) can be identified
- That community (or those communities) survive today
- There is evidence of social significance - that is the item can be demonstrated to be important to that community or communities
- The expression of community esteem is not limited to amenity reasons nor to the desire for the retention of an item in preference to a proposed alternative.

The assessment of social significance for a place (such as Port Arthur) or structure (such as the Separate Prison) requires the following steps:

- Identify associated communities
- Consult with people to determine their connections and associations with the place
- Identify the nature of community values associated with the place
- Assess the significance of the community values, according to relevant state and national criteria
- Develop relevant policies to retain aspects of the place which are of social significance

Social value of the Separate Prison

It is essential to note that the social significance of the Separate Prison has not been assessed, and that the review of the indications of social value outlined here does not constitute an assessment.

Social value of Port Arthur

Some clues about the potential social value of the Separate Prison can be drawn from the social value assessment of Port Arthur which undertaken during the development of the Conservation Plan in 1998.

The sources used in this earlier assessment were:

- Previous assessments of Port Arthur, including management plans
- Literature about the importance of Port Arthur to the present day Australian and Tasmanian communities
- Visitor survey data held by PAHSMA
- Results of a stakeholder questionnaire (for the Conservation Plan)
- Results of social value assessment focus groups
- Results of survey of repeat visitors (for the social value assessment)

The previous studies and management plans examined for the assessment usually did not address the question of social significance. There were no references in these documents which directly address the question of the social significance of the Separate Prison. Similarly, while PAHSMA held many reports relating to marketing/tourism surveys, there had been little research on what visitors know and value about Port Arthur (before and after their visit). However, the visitor survey reports do establish the prominence of the Separate Prison in the visitor experiences. The results for 1998 found that the Separate Prison was one of the three most visited features at Port Arthur (with the Penitentiary and the Commandant's Residence), and was the most interesting feature at Port Arthur to those visitors surveyed.²

More recently, PAHSMA has commissioned some qualitative research about visitor experiences at Port Arthur³. There are many interesting aspects of this research in relation to the potential social significance of places and features at Port Arthur. The Separate Prison was identified by some surveyed groups as a 'favourite' place at Port Arthur. Similarly, the insights into convict lives were highly valued by many visitors. In general, convict history was the primary focus of visitor interest – a theme or 'genre' to which the Separate Prison contributes substantially.

Port Arthur's 'communities'

The concept of "community" should not be read as being limited to a geographic community. Rather it can refer to a group of people with a shared culture, values, identity or experiences. Usually, all those who may attach social significance to a place will be those who were directly involved with the place. However, in the case of Port Arthur, it is possible for the site to have social significance for people who do not have direct experience of the place. This is because Port Arthur is a cultural icon, representing important community/social values throughout much of the Australian community. The social value assessment of Port Arthur identified a number of communities with present-day associations with Port Arthur.⁴

- Mainland Australians
- Aboriginal Tasmanians
- Tasmanians
- Local Community (Tasman Peninsula)
- PAHSMA Staff
- 'Tragedy' community
- Descendants
- Heritage Practitioners

The framework for assessing the social significance of Port Arthur to each of these communities was derived from the Tasmanian Heritage Register and Register of the National Estate criteria, as outlined above.

Mainland Australians

This community comprises the largest group of visitors to Port Arthur. For obvious reasons, it was a difficult community to adequately sample and consult with. The assessment therefore relied heavily on literature sources.

As outlined in Volume 2 of the Conservation Plan, mainland Australians regard Port Arthur as an icon, a convict place, and a place connected with the colonial roots of Australian society.

² Enterprise Marketing and Research – reports, 1998

³ User Insite 2001

⁴ There are obviously some potential overlaps in these communities – see Volume 2 of the Conservation Plan for discussion of these communities and how they were identified.

There are strong indications of the social significance of the Separate Prison for this community because of its capacity to shed light on the ‘experience of the convicts’, and because of interest in the relationship between structural form and social theory. Mainland Australians also highly value the Church and the Penitentiary – recognised images of Port Arthur.

For example, the attached table of results from the Survey of Repeat Visitors indicates that mainland Australians are more likely than Tasmanians to single out specific buildings and features at Port Arthur as special. Of those surveyed, mainland Australians mention the Separate Prison frequently as one of the most valued aspects of Port Arthur – only the Church was mentioned more frequently in these results.⁵ Similarly, in the responses to the Conservation Plan questionnaire, the groups which specifically mentioned the Separate Prison as an important or special place were: Interstate respondents, former staff (many now based interstate), and staff.

Tasmanians

Tasmanians regard Port Arthur differently to mainland Australians, and seem to value different aspects. For Tasmanians, Port Arthur is seen as an important and powerful symbol of Tasmania’s convict past and its relationship with community identity. This connection has been a difficult aspect of Tasmanian community identity, which is reflected in the varying values placed on Port Arthur.

There is some contradictions in the evidence about the possible social significance of the Separate Prison for the Tasmanian community. In the Survey of Repeat Visitors conducted for the social value assessment, Tasmanian visitors were far less inclined than mainland visitors surveyed in 1998 to select particular places of special value to them, with a far greater proportion saying that it was the ‘whole place’ that is special. Places with some indications of social significance are: the Church and gardens, Medical Officer’s Residence, Penitentiary, Isle of the Dead and Point Puer. None of the Tasmanians surveyed identified the Separate Prison as a special place. In the Hobart focus groups and in the responses to the Conservation Plan Questionnaire some Tasmanians did specifically identify the Separate Prison as special or highly valued. Where comments were given, it appears that the Separate Prison was valued because of its demonstration of the ideas behind penal philosophies during part of the convict period.

Aboriginal Tasmanians

The consultation undertaken as part of the Conservation Plan identified several bases for an attachment to Port Arthur by Aboriginal people. These focused primarily on remnant aspects of the natural environment, the presence of pre-contact archaeological sites, and on a small number of documentary references to the presence of Aboriginal people at Port Arthur (on visiting ships or as convicts). The value of particular historic buildings and features was not specifically addressed, although there is no indication of social significance of the Separate Prison for Aboriginal Tasmanians.

Local Community

For local people (many of whom are also staff at Port Arthur), Port Arthur is a local landmark, the former centre of the Peninsula community and a source of community identity. There is a sense of ownership of Port Arthur (and displacement).

In the focus group discussions with local people, the Separate Prison does not emerge strongly as an individual feature of social value. Places with stronger indications of social significance are: the Commandant’s Residence, Penitentiary, cricket pitch, church and gardens, St David’s church, Asylum and memorial avenue. Where the Separate Prison was

⁵ Because of the very low numbers involved in this survey, the results provide indicative information only. However, they are consistent with other information gathered during the social value assessment.

specifically identified as a special place by local people, it was because of its perceived intactness (possibly in comparison to the Penitentiary), and its thought-provoking meanings and the perceptions about the experiences of convicts. The connections between early tourism and community history may provide some bases for local community social significance for the Separate Prison that remain to be tested.

‘Tragedy’ Community

The social value assessment of the Broad Arrow Café⁶ focused specifically on that building, and to a lesser extent on other places within Port Arthur where deaths and injuries had occurred. It seems unlikely that the Separate Prison will have social value for this community.

Heritage Community

For heritage practitioners, Port Arthur is a symbol of professional practice and a landmark place for the application of best practice approaches and training. There is little indication that the Separate Prison is of social value for this community (although this would require further assessment).

Descendants

The social value of Port Arthur to the descendants of people who lived at Port Arthur in the past was not assessed during the previous social value study. This is likely to be an important area of future assessment (for Port Arthur generally, and in relation to specific buildings and features).

Discussion

- The social value of the Separate Prison is not known, and requires assessment.
- In the assessment undertaken for the Conservation Plan, no comment about the social value of the Separate Prison was made in the statement of significance drafted for the Inventory of Site Features (volume 2). This is because the indication of social significance for one or more communities was not sufficiently clear.
- From the limited information available, and based on our experience of the previous assessment at Port Arthur, there is a case for the social significance of the Separate Prison in relation to its convict period history, and its central role in the presentation and interpretation of Port Arthur to visitors (through all phases following the closure of the convict settlement).
- The Separate Prison is particularly likely to be of social significance to mainland Australians. The evidence of social significance for other communities is less easy to predict. It will be important to specifically assess the social value of the Separate Prison for Tasmanians, the local community and descendants of people who have lived at Port Arthur during different historical periods.
- The social significance of the Separate Prison is likely to relate strongly to the building fabric. It may also relate to aspects of use and visitation, and could include aspects of the setting of the complex.
- A detailed investigation of social significance will need to explore further:
 - The nature of the social value of the Separate Prison to one or more identified community (identified in a statement of social significance).
 - The specific aspects (tangible and intangible) of the Separate Prison which are of social significance.
 - Appropriate conservation policies needed to retain the social significance of the Separate Prison. These policies could also have implications for the interpretation of the Separate Prison.

⁶ Jane Lennon & Associates

Survey of Repeat Visitors (August 1998)

Home State

Tasmania	8
Mainland States - Victoria (7) - NSW (7) - Queensland (3) - Unknown mainland (2)	19

Mention of specific buildings/features as highly valued?

	No	Yes	Places Identified
Tasmanians	5	3	Commandant's Residence (3) Church (2) Government Gardens (1) Cricket Ground (1) JMO (1) Asylum (1) [Separate Prison (0)]
Mainland Australians	4	15	Church (10) Separate Prison (9) Penitentiary (7) Commandants Residence (7) Government Gardens (6) Civil Officers Residences (4) Hospital (2) Guard Tower (2) Asylum (2) Isle of the Dead (1) Broad Arrow Café (1) Cricket Ground (1) Canal (1) Smith O'Brien's Cottage (1)

Conservation Plan Questionnaire (July 1998)

	No	Yes	Places Identified
Staff	3	10	Penitentiary (8) Church (5) Separate Prison (4) Dockyard (4) Point Puer (3) Commandants Residence (3) Isle of the Dead (2) Smith O'Brien's Cottage (2) Government Gardens (2) Civil Officers Cottages (2) Military Barracks area (2) Water Supply system (2) Broad Arrow Café (1) Champ Street (1) Trentham (1) Hospital (1) Farm area (1) Pat Jones' cottage (1) Dairy (1)
Local Community	5	11	Penitentiary (7) Church (7) Commandant's Residence (3) Separate Prison (3) Asylum (3) Dockyard (3) Isle of the Dead (1) Guard Tower (1) Smith O'Brien's Cottage (1) Government Gardens (1) Civil Officers Cottages (1) Memorial Avenue (1) Broad Arrow Café (1) St David's Church (1) Scorpion Rock (1) Memorial Cross (1) Jetty Road area (1)

Tasmanians	7	8	Penitentiary (5) Church (3) Separate Prison (3) Commandant's Residence (3) Civil Officers Cottages (3) Smith O'Brien's Cottage (3) Point Puer (2) Government Gardens (2) Broad Arrow Café (2) Isle of the Dead (1) Guard Tower (1) Port area (1) Semaphore (1) Champ Street (1) Water Supply system (1)
Interstate	1	2	Separate Prison (2) Commandant's Residence (2) Memorial Avenue (1) Memorial Cross (1)
Former Staff	5	4	Separate Prison (2) Dockyard (2) Smith O'Brien's Cottage (2) Penitentiary (1) Isle of the Dead (1) Point Puer (1) Civil Officers Cottages (1) Memorial Cross (1)

Specific buildings/features mentioned...

	#	Valued by...
Penitentiary	22	staff, locals, Tasmanians
Church	15	locals, staff
Separate Prison	14	interstate, former staff, staff
Commandants Residence	11	Interstate, Tasmanians, staff, locals
Dockyard	9	former staff, staff, locals
Smith O'Brien's Cottage	8	Former staff, Tasmanians
Civil Officers Cottages	7	Tasmanians
Point Puer	7	Staff, Tasmanians, former staff
Isle of the Dead	6	
Government Gardens	5	

Appendix G

Record of the Consultation Evening with Separate Prison Guides

PRESENT:

Consultancy Team

Alan Croker

David Young

Matthew Kelly

Richard Mackay

Miranda Morris

Rodney Croome

Peter Romey

Stephen Couling

Guides

Bill

Trish

Diane

Heather

James Parker

Wally

Maria Stacy

Colin

Lindsay Hamilton

In order to keep this record impersonal names are not attributed to any comments. All who participated are warmly thanked for their spirited involvement. Their concern for and dedication to the future of the Separate Prison was very evident and inspirational.

Four questions were posed to the participants which generated considerable discussion. Everyone was asked to put their thoughts and comments on post-it notes and the verbatim comments are given at the end of this record. A summary of the discussion is given herewith:

Why do you think the Separate Prison is important ?

It is one of the few places where visitors can be given a prison experience. There is better representation at night on the ghost tours. And advantage of the ghost tours is the small size and the silence. It is one of the few places where guides can bring home the experience of separation. It is the only intact prison place in Port Arthur. The replacement of physical punishment was supposed to be better but it actually damaged prisoners more - many went mad. The Chapel and Dumb Cell are both important elements in the SP. The Separate Prison is important because 75% of the tours go through - one of the most visited sites at Port Arthur. The SP within Port Arthur represents Tasmania within Australia.

What do visitors like about the Separate Prison?

Visitors are fascinated by the SP. It is important for them to go into cells - some are frightened by the mannequin but it was suggested that the perspex should go and be replaced by a peep-hole for better authenticity. The cells with doors are also popular as visitors go in and shut themselves in the cells. Visitors also like the Chapel and say that it has a worn feeling to it.

Visitors also seem to know very well what they want and don't want in the place (see under dislikes). Some want to see the whole things rebuilt and others prefer the ruin (no statistics on which is which). US visitors are also often very interested in discussing connections with the US and criminology.

What do visitors dislike about the Separate Prison?

Lots of anecdotal evidence about visitors dislike of the modern rebuilt parts and especially the fluorescent lights in C Wing. They also have difficulty understanding certain elements of the Prison and a general lack of ability to identify with the place. Concept of the Exercise Yards is difficult to explain without the walls. The Prison is very open at the moment. Many want to go into B Wing and don't like it being cut off. There are also complaints about poor access for Disabled visitors and no access at all into the Chapel. Suggested use of mirrors to enable these to see into the Chapel.

Visitors get a better experience at night.

What would you change about the Separate Prison ?

Have natural light in C Wing

Mirrors for viewing into the Chapel for disabled visitors

Conservation Plan should have provision for reconstruction of walls (like the Muster Yard in front of the Penitentiary) - the prison is too 'perforated' = loss of impact

SP represents the idea of 'change' within the Penal system - it was a break with the past and this needs to be explained better to the visitors. Governor Arthur was a man of the new system - a move away from Calvinism to a more contemplative order of correction

The possibility of telling two stories - the absence of conservation work; - the change to a hotel or house in the selling off days of the Carnarvon period. People come and ask for the town of Carnarvon which is not visible or explained

A better explanation of the ideas behind the prison

An interpretation about what the SP means to us today.

ANSWERS TO THE CONSULTATION EVENING AT PAHSMA 2 JULY 2001

Why do you think the Separate Prison is important ?

Penal Reform

- New system → Reform
- Example of change in reform – physical to mental
- It is evidence of a weird official philosophy to reform of criminals
- It was the alternative to cruel physical punishment
- The Separate Prison marks a sea change in penal practice in the convict system

Demonstration of Past Penal System

- Forerunner to modern day prisons
- Unique in colonial Australian prison system
- To me the Separate Prison important with all tours giving visitors an idea of what happened because of the transportation system and the dumb and dark cell

Representation of Panopticon

- Australia's earliest example of the Panopticon Style of Prison
- Connections Bentham's Panopticon, Pentonville e.g. psychological (sic) punishment

Experimental Penal System

- A system modelled on a failing system
- Somewhat experimental system tried here at Port Arthur – abandoned elsewhere
- The Separate System is a very good example of “dreadful certainty” – this already discredited system is enforced more rigorously here than anywhere else – despite the consequences
- Important for children to understand punishment
- Connection to the USA & Quakers e.g. Philadelphia system
- The Separate System of incarceration, although quickly discredited, in many ways became the basis of modern prison
- The prison's existence demonstrates how Port Arthur changed over time

Influence of Religion

- Religion and its influence
- Best example of a religious meeting place

Intactness of fabric – best on site

- Enough fabric left for the visitor to experience/relate to the confinement
- Only example of a punishment cell
- Only intact example of a normal cell
- The Separate Prison lends itself easily to interesting interpretation
- The Separate Prison is one of the most intact buildings on site
- Physically it is one of the few undercover areas → large numbers

What do visitors like about the Separate Prison?

Atmosphere

- Atmosphere
- It is the building that gives the best “gothic horror” frisson
- Visitors can sense the despair and loneliness of convicts - no identity original complete atmosphere
- The atmosphere in the Separate Prison more than any other building at Port Arthur is “alive” or real

Reality of Experience

- Being able to tangibly experience the confinement
- Visitors appreciate the Separate Prison as it is the building in which they can most appreciate what one of the convict treatments was like
- Visitors constantly seek “authenticity” and “originality” - the Separate Prison offers an approximation of this desired experience
- Visitor can get “closer” to convict experience
- The Punishment Cell - able to close door and feel deprivation of light and sound
- Being able to enter cells and the Chapel
- To be able to explore a reasonably intact building

Representation of prisoner experience

- The suggestion that this system replaced flagellation - outcome as harsh if not even more abhorrent than floggings
- The horror of the system worse than physical punishment
- The Pentonville illustrations used to enhance interpretation

Present physical comfort

- In winter a log fire to warm themselves

What do visitors dislike about the Separate Prison?

Atmosphere

- During ghost tours the total darkness and eerie feelings
- They hate the place but don't dislike the experience

Physical condition

- The wet muddy potholed approaches to the Separate Prison in winter
- The worn state of the Pentonville illustrations
- Flour lights, concrete blocks
- Ceiling in C wing (lights etc.)

Interventions

- Modern renovations
- Too many modern additions - ceiling, alterations to cells etc.
- Because of desire for originality - changes to the reasonable intact building seem to be resented

Difficulty of understanding the place

- Lack of definition re: exercise yard and receiving area
- Lack of definition or uncertainty about the structure
- Not enough left to be able to properly interpret how the prison worked (communication system etc.)

Poor access for disabled

- Lack of disabled access generally
- Limited access to chapel for people with disabilities

What would you change about the Separate Prison ?

Restoration

- Rebuild one of the Exercise Yards
- Complete restoration?
- Put roofs back on?
- Complete structure
- Restore to represent more of the original – where we know what the original was
- Use more authentic materials
- Concentrated conservation effort safe and sound

Physical appearance

- Show/indicate the activity industry that took place within the Cells and Prison in general
- C Wing ceiling
- Ceiling and lighting
- The ceiling is a problem and if mannequins stay they should be vastly improved

Physical accessibility

- Access B wing
- 'B' wing more accessible (?)
- Make chapel more accessible
- "Flow of traffic" issues tours and general flows (daytime)

Interpretation improvements

- Exercise Yard better interps
- Improve interpretation
- Sound system in Chapel
- Cells set up as working cells
- Building needs more and better interp. signs and soundscapes in e.g. the chapel
- Renew Pentonville illustrations these are very appropriate and useful – just shabby
- Interps signs a little old and tacky
- Get rid of play props

